HDE-20 All-Plastic IDC Connectors



Plug

Plug

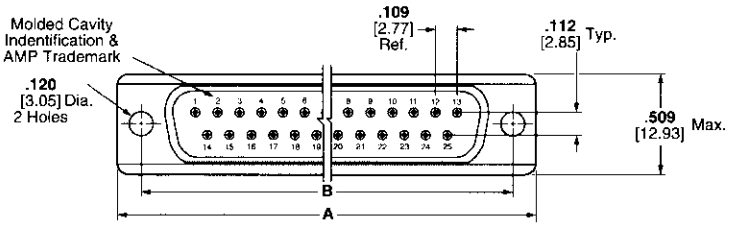

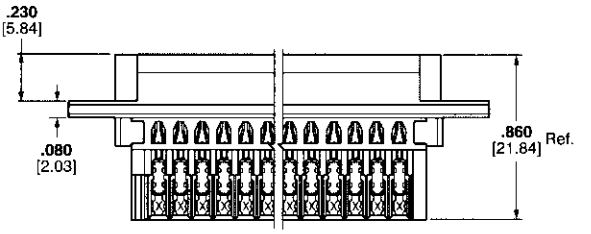

Material and Finish:

Housing—94V-0 rated thermoplastic, black

Contacts—Phosphor bronze

Contact Finish—Duplex plated:
A—.000030 [0.00076] gold on mating end, tin-lead on termination end, with entire contact nickel underplated
B—Gold flash on mating end, tin-lead on termination end, with entire contact nickel underplated

Related Product Data:

Contact Arrangements—page 41

Performance Characteristics—page 42

Interchangeable Crimp Snap-In Contacts—page 126

Application Tooling—pages 126-128

Mateable Connectors:
HDP—pages 95-102
HD-20 Board Mount—pages 55-72, 83-90, 92-94

Mating/Panel Mounting—page 43

Cable Clamps—pages 137, 138, 140-142, 145, 146, 149, 150

Mating Hardware—pages 151-155, 158, 160

Technical Documents:

Product Specification—108-40011

Application Specifications—
114-40002
114-40003

Instruction Sheet—408-6621

Note: Instruction Sheets for AMP Tooling are packaged with the tooling. For additional information call the Tooling Assistance Center: **1-800-722-1111.**

Shell Size	No. of Contact Positions	Dimensions A	Dimensions B	Contact Finish (Plating Code)	Connector Part Numbers: Contact Identification No. 1 for 30-26 AWG [0.05-0.15mm²] Wire Plug	Connector Part Numbers: Contact Identification No. 2 for 26-22 AWG [0.15-0.4mm²] Wire Plug
1	9	**1.213** 30.81	**.984** 24.99	A	—	745203-2
				B	—	745203-5
2	15	**1.541** 39.14	**1.312** 33.33	A	—	745207-2
				B	—	—
3	25	**2.090** 53.09	**1.852** 47.04	A	745211-1	745211-2
				B	—	745211-5
4	37	**2.732** 69.39	**2.500** 63.50	A	—	745215-2
				B	—	—

Notes: 1. All connectors are preloaded with insulation displacement contacts. Pins in plug connectors and sockets in receptacle connectors. Contacts accept a max. wire insulation thickness of .015 [0.38] and a max. wire insulation dia. of .060 [1.52].
2. HDE connectors are designed for terminating solid or stranded (7-strand max.) wire.
3. Individual conductor strands should be larger than .005 inch [0.127] diameter.
4. Extraction Tool Part No. 91232-1 (Instruction Sheet 408-6631) is used to remove pin or socket contacts.
5. For terminating more than one wire, or a drain wire, use crimp contacts on page 126.

Dimensions are in inches and millimeters unless otherwise specified. Values in brackets are metric equivalents.

Dimensions are shown for reference purposes only. Specifications subject to change.

USA: 1-800-522-6752
Canada: 1-905-470-4425
Mexico: 01-800-733-8926
C. America: 52-55-5-729-0425

South America: 55-11-3611-1514
Hong Kong: 852-2735-1628
Japan: 81-44-844-8013
UK: 44-141-810-8967