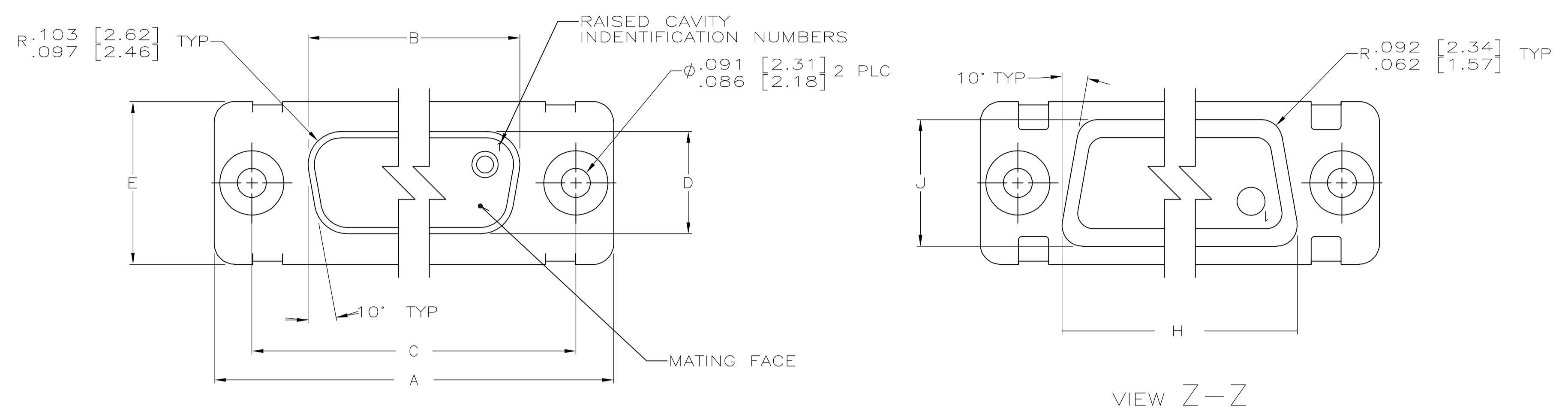
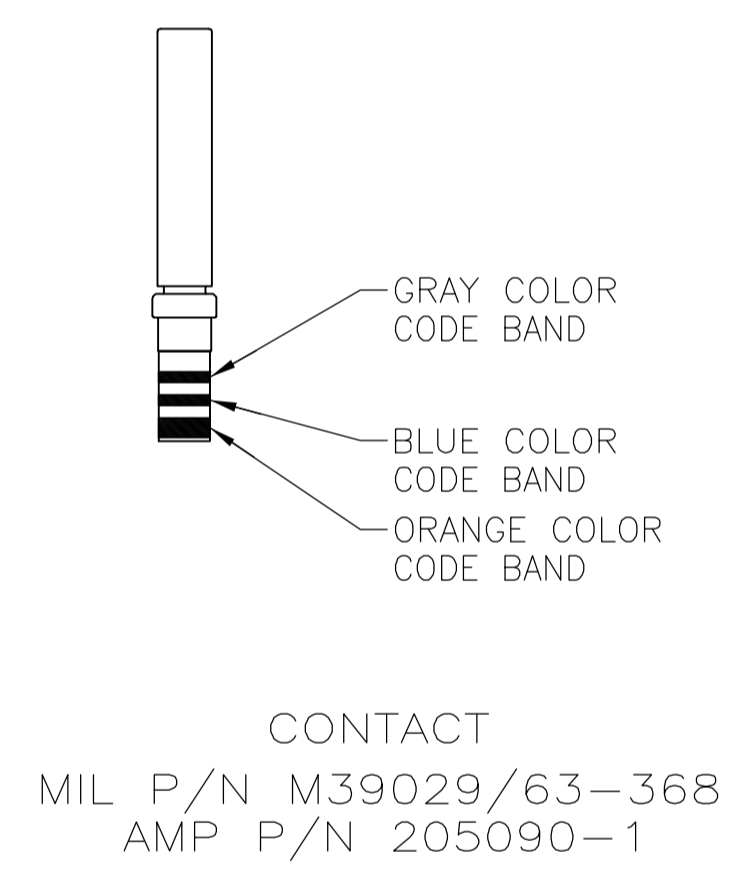
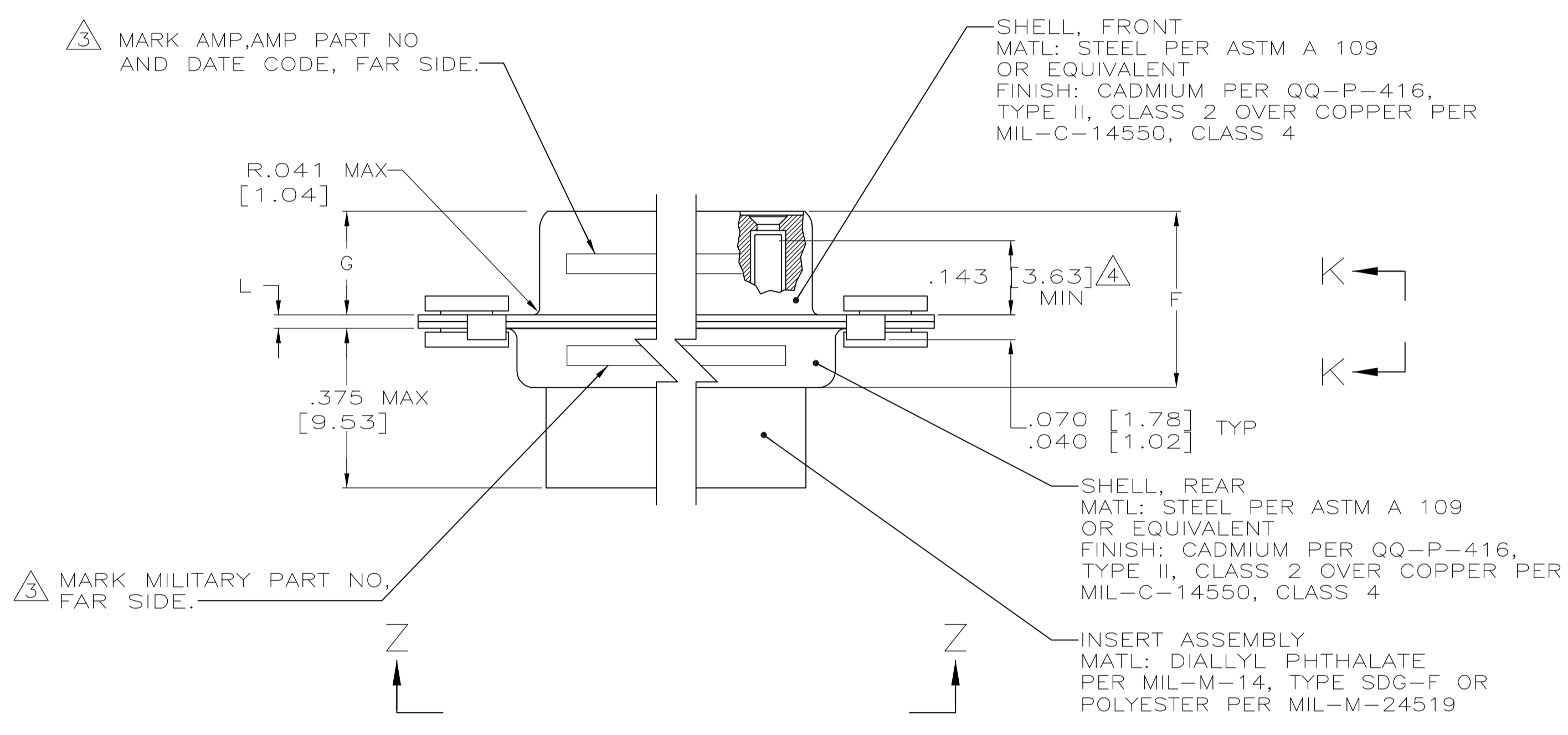


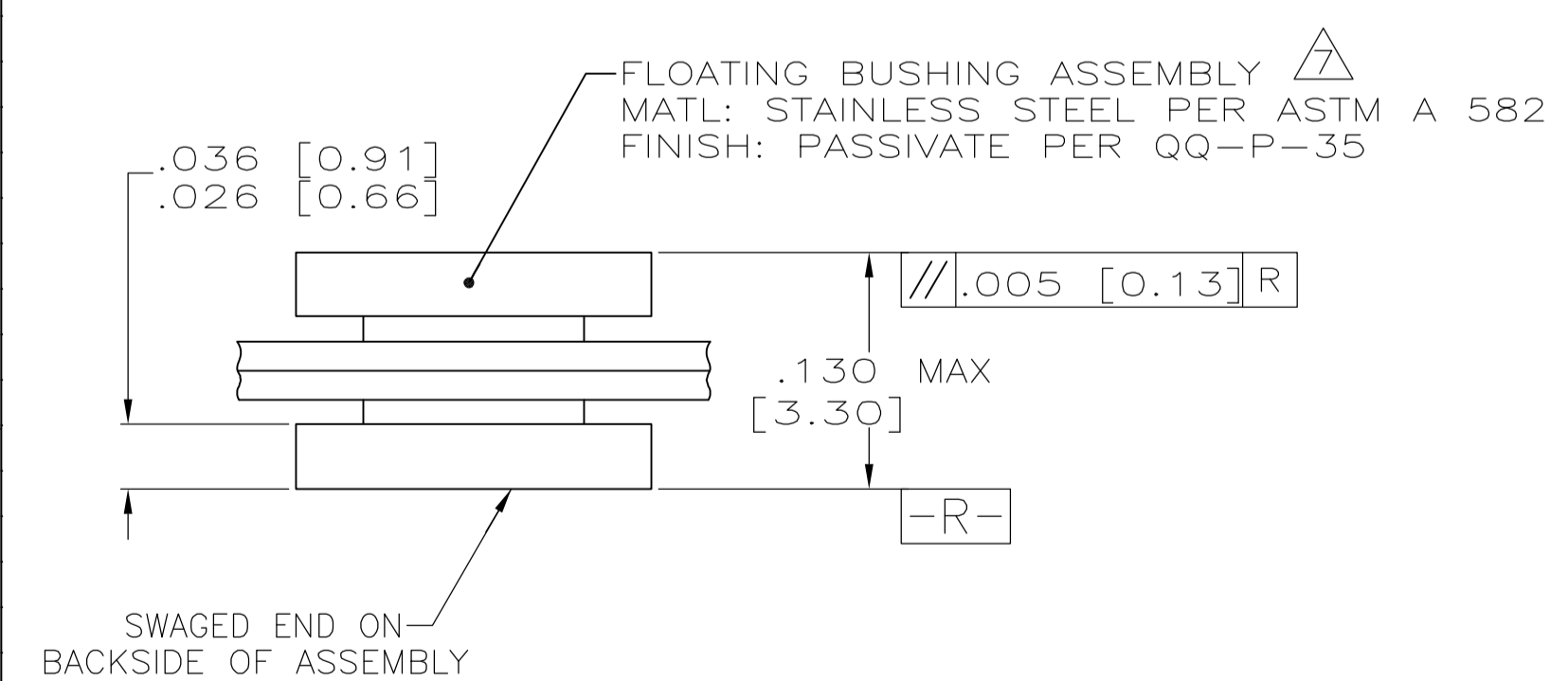
LOC		DIST		REVISIONS			
DF	DO	REV	DATE	BY	CHK	APPV	
B	REV PER	OH14-0234-04	26JUL04	TK	CT		



- THIS CONNECTOR ASSEMBLY IS SUPPLIED WITH METAL CONTACT RETENTION CLIPS INSTALLED IN THE INSERT ASSEMBLY.
 - THE CONNECTORS DESCRIBED IN THIS DOCUMENT MEET THE REQUIREMENTS OF MIL-C-24308 AND MATE WITH ANY PLUG CONNECTOR WITH THE SAME INSERT ARRANGEMENT.
 - MARK WITH .047 [1.19]-.062 [1.57] HIGH CHARACTERS. FAR SIDE REFERS TO THE WIDE SIDE OF THE KEYSTONE. NEAR SIDE REFERS TO THE NARROW SIDE OF THE KEYSTONE. IF THE REAR SHELL IS TOO SMALL FOR THE ENTIRE MILITARY PART NUMBER, MARKING SHALL BE LOCATED AS FOLLOWS:
 - "M24308" ON FRONT SHELL, FAR SIDE.
 - SLASH SHEET AND DASH NUMBER ON REAR SHELL, FAR SIDE.
 - "AMP" AND DATE CODE ON FRONT SHELL, NEAR SIDE.
 - AMP PART NUMBER ON REAR SHELL, NEAR SIDE.
- IF THE FRONT SHELL IS TOO SMALL FOR "AMP", AMP PART NUMBER AND DATE CODE, THEN SPLIT AS FOLLOWS:
- AMP PART NUMBER ON REAR SHELL, NEAR SIDE.
 - "AMP" AND DATE CODE ON FRONT SHELL, NEAR SIDE.
 - MILITARY PART NUMBER ON REAR SHELL, FAR SIDE.



- POINT OF ELECTRICAL ENGAGEMENT - AS MEASURED WITH A .039 [0.99] - .041 [1.04] DIAMETER SQUARE ENDED TEST PIN. CONTACT SHOWN INSTALLED FOR DIMENSIONAL REFERENCE ONLY.
- MAXIMUM WIRE INSULATION TO BE USED WITH THIS CONNECTOR ASSEMBLY IS .072 [1.83] DIAMETER.
- FOR CONTACT CRIMPING INSTRUCTION SHEET REFER TO AMP IS 7516. FOR CONTACT INSTALLATION AND REMOVAL INSTRUCTION SHEET REFER TO AMP IS 7508.
- FLOAT SPECIFICATIONS ARE .004 [0.10]-.012 [0.30] VERTICALLY AND .026 [0.66]-.036 [0.91] HORIZONTALLY.
- PART NUMBER FOR ORDERING.
- DIMENSIONS AND TOLERANCES PER ANSI Y14.5M-1982.
- THIS DRAWING SHALL BE INTERPRETED IN ACCORDANCE WITH APPLICABLE STANDARDS LISTED IN MIL-STD-100.



VIEW K-K
 SCALE 10:1

.049 [1.24]	.432 [10.97]	2.282 [57.96]	.248 [6.30]	.439 [11.15]	.509 [12.93]	.316 [8.03]	2.505 [63.63]	2.164 [54.97]	2.744 [69.70]	MS18276-1	37	4	M24308/2-336F	M24308/2-336F	593020-4	593020-4
.029 [0.74]	.412 [10.46]	2.262 [57.45]	.238 [6.05]	.419 [10.64]	.479 [12.17]	.306 [7.77]	2.495 [63.37]	2.154 [54.71]	2.714 [68.94]	MS18275-1	25	3	M24308/2-335F	M24308/2-335F	593020-3	593020-3
.040 [1.02]	1.093 [27.76]	1.635 [41.53]					1.857 [47.17]	1.516 [38.51]	2.103 [53.42]	MS18274-1	15	2	M24308/2-341F	M24308/2-341F	593020-2	593020-2
.020 [0.51]	1.073 [27.25]	1.615 [41.02]					1.847 [46.91]	1.506 [38.25]	2.073 [52.65]							
L	J	H	G	F	E	D	C	B	A	INSERT ARRANGEMENT	NO OF POS	SHELL SIZE	PACKAGE MILITARY P/N	MILITARY P/N ON CONNECTOR	AMP P/N ON CONNECTOR	PART NUMBER

THIS DRAWING IS A CONTROLLED DOCUMENT.

DIMENSIONS: INCHES

TOLERANCES UNLESS OTHERWISE SPECIFIED:

0 PLC	±	-
1 PLC	±	-
2 PLC	±	-
3 PLC	±	-
4 PLC	±	-
ANGLES	±	°

MATERIAL: SEE CALLOUTS

FINISH: SEE CALLOUTS

THIS DRAWING IS A CONTROLLED DOCUMENT.

DWG: AJ GRAFF 10-8-92

CHK: B GILLMAN 10-9-92

APPV: F KINSEY 09OCT04

NAME: Tyco Electronics Corporation Harrisburg, Pa 17105-3608

PRODUCT SPEC: AMPLITE RECEPTACLE ASSY WITH SIZE 20 CRIMP TYPE SOCKET CONTACTS, SERIES 109, FLOATING BUSHING.

APPLICATION SPEC: MIL-C-24308

SIZE: A1

SCALE: 4:1

SHEET: 1 OF 1

REV: B