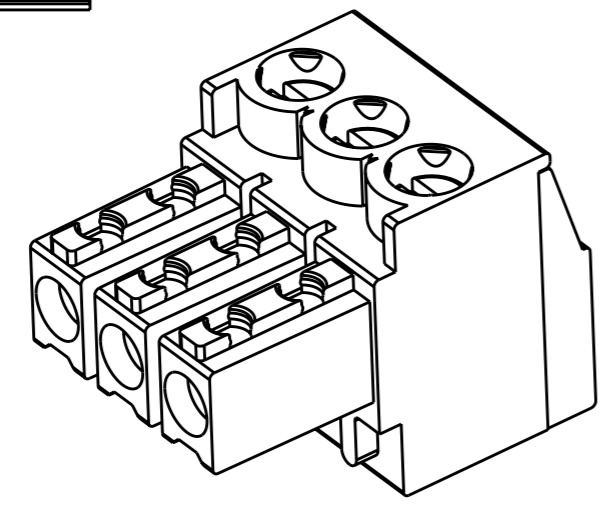
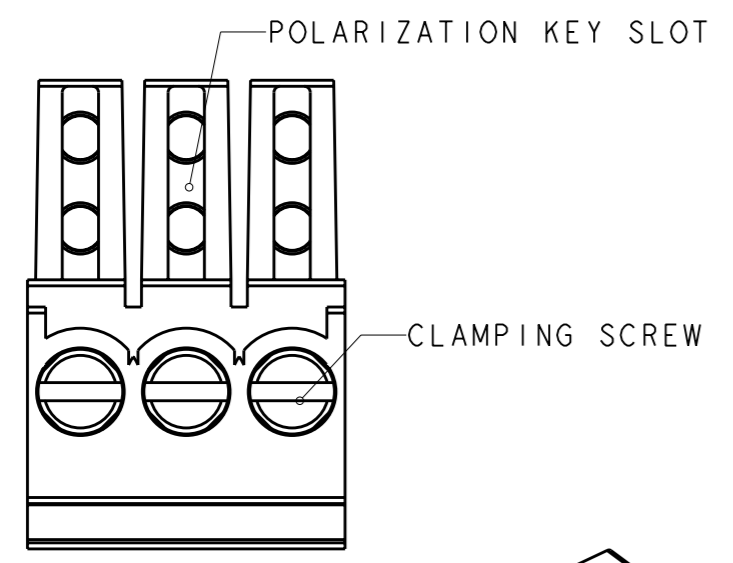
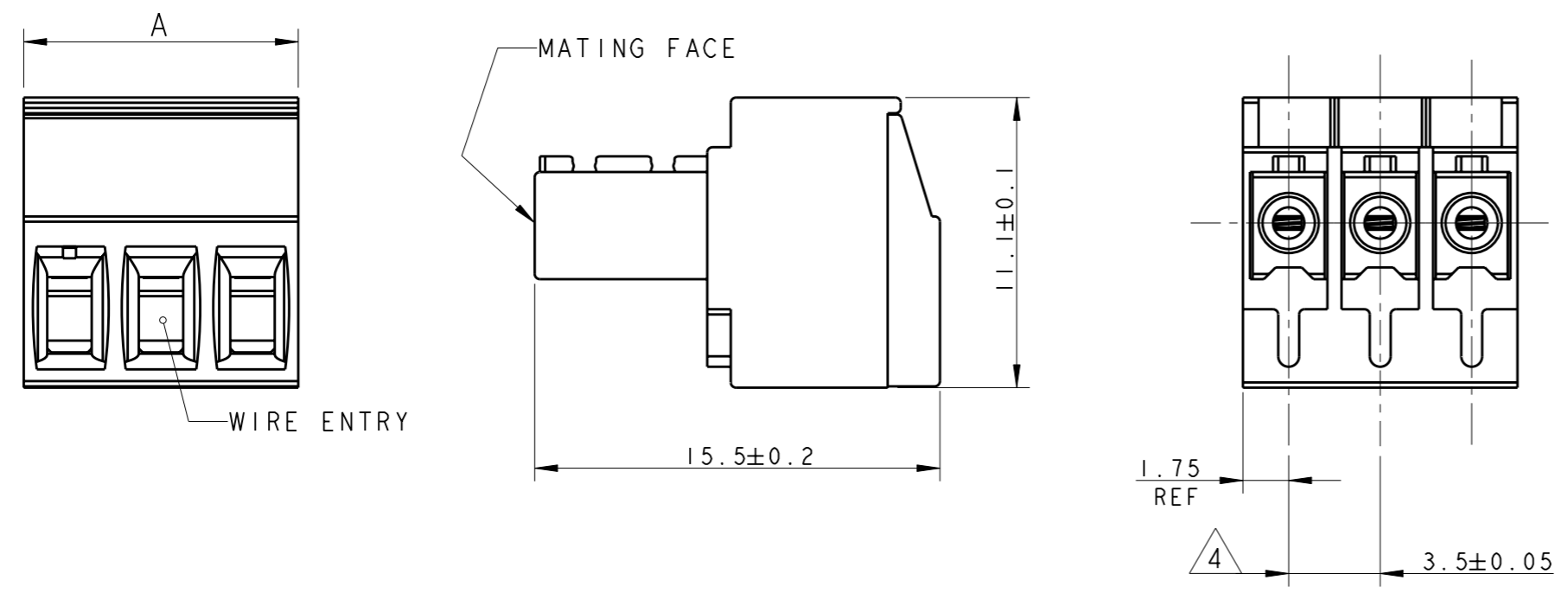


THIS DRAWING IS UNPUBLISHED. RELEASED FOR PUBLICATION 20
 © COPYRIGHT 20 BY TYCO ELECTRONICS CORPORATION. ALL RIGHTS RESERVED.

LOC	DIST	REVISIONS			
P	LTR	DESCRIPTION	DATE	DWN	APVD
FT	0	C2	REVISED PER ECO-09-011811	22MAY2009	HMR CR



P/N 284506-3 AS SHOWN

- 1 MATERIALS AND FINISH
 HOUSING : PA 6.6, UL 94-V0, COLOR GREEN
 CLAMP : BRASS, NICKEL PLATED.
 TERMINAL : BRASS, PLATING: SEE TABLE.
 CONTACT SPRING : PHOSPHOR BRONZE, TIN PLATED
 CLAMPING SCREW : M2, BRASS, NICKEL PLATED
- 2 END-TO-END STACKABLE WITHOUT LOSS OF CENTERLINE SPACING
- 3 WIRE SIZE RANGE: 14-30 AWG.
- 4 NOT CUMULATIVE TOLERANCE
- 5 PRELIMINARY - NOT FOR PRODUCTION.

5	FINISH	PLATING	NO OF POSN	PART NUMBER
	GOLD FLASH		7	2-284506-7
	0.2 MICRON GOLD		12	2-284506-6
	TIN		25	2-284506-5
	TIN		24	2-284506-4
	TIN		23	2-284506-3
	TIN		22	2-284506-2
	TIN		21	2-284506-1
	TIN		20	2-284506-0
	TIN		19	1-284506-9
	TIN		18	1-284506-8
	TIN		17	1-284506-7
	TIN		16	1-284506-6
	TIN		15	1-284506-5
	TIN		14	1-284506-4
	TIN		13	1-284506-3
	TIN		12	1-284506-2
	TIN		11	1-284506-1
	TIN		10	1-284506-0
	TIN		9	284506-9
	TIN		8	284506-8
	TIN		7	284506-7
	TIN		6	284506-6
	TIN		5	284506-5
	TIN		4	284506-4
	TIN		3	284506-3
	TIN		2	284506-2
	TERMINAL PLATING	A	NO OF POSN	PART NUMBER

<small>THIS DRAWING IS A CONTROLLED DOCUMENT FOR TYCO ELECTRONICS CORPORATION IT IS SUBJECT TO CHANGE AND THE CONTROLLING ENGINEERING ORGANIZATION SHOULD BE CONTACTED FOR THE LATEST REVISION.</small>		DWN 05FEB2002 E. ZANOLINI CHK 05FEB2002 E. ZANOLINI APVD 05FEB2002 D. BIEVENOUR	Tyco Electronics Harrisburg, PA 17105-3608
DIMENSIONS: mm	TOLERANCES UNLESS OTHERWISE SPECIFIED: 0 PLC ±. 1 PLC ±.3 2 PLC ±.25 3 PLC ±. 4 PLC ±. ANGLES ±2	PRODUCT SPEC 108-20166 APPLICATION SPEC 114-20079	NAME TERMINAL BLOCK PLUG STACKING 3.5mm PITCH
MATERIAL 	FINISH 	WEIGHT -	SIZE A300779
CUSTOMER DRAWING		DRAWING NO C-284506	RESTRICTED TO -
		SCALE 4:1	SHEET 1 OF 1
			REV C2