


Type 3270 Series



This is the surface mount version of the popular Tyco 4270. Top adjust and low profile side adjust versions are available in special high temperature resistant packages. This multi-turn device offers good setability, infinite resolution and the other specification features typical of conventional trimmers yet now suitable for s.m. applications.

Key Features

- **Stable, Infinite Resolution Element**
- **High Temperature Construction**
- **0.25 Watt Power Rating at 85°C**
- **Low Temperature Coefficient: ± 100ppm/°C**
- **Vertical and Low Profile Adjust Style**
- **Sealed to Withstand Dip and Wave Solder**
- **Packaged in Plastic Tubes**

Characteristics - Electrical

Resistance Range:	10R to 1M
Resistance Tolerance:	± 10% standard (closer tolerance available)
Absolute Minimum Resistance:	1% or 2 ohms maximum
Contact Resistance Variation:	3.0% or 3 ohms (whichever is greater)
Adjustability:	Voltage ± 0.02% : Resistance ± 0.05%
Resolution:	Infinite
Insulation Resistance:	500 VDC, 1000M minimum
Dielectric Strength:	Sea level 600 VAC 80,000 feet 250 VAC
Electrical Travel:	12 turns nominal

Characteristics - Mechanical

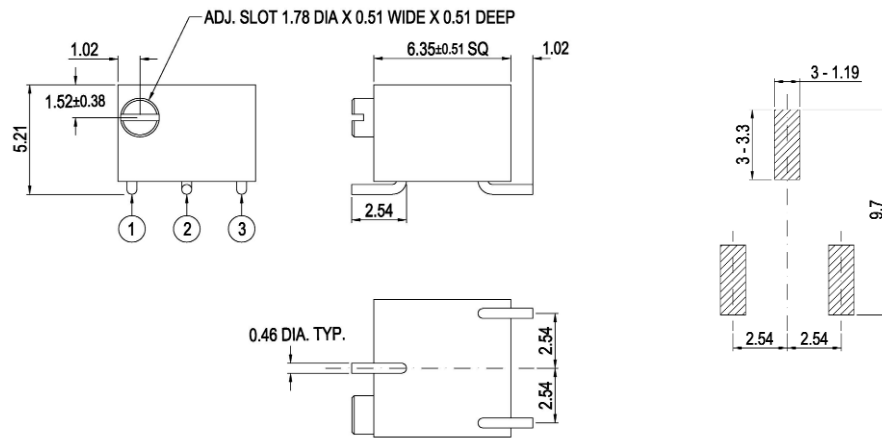
Torque:	21 mNm maximum
Mechanical Stops:	Wiper idles
Terminals:	Solderable pins
Weight:	0.4 gram maximum
Mechanical Travel:	16 turns nominal

Characteristics - Environmental

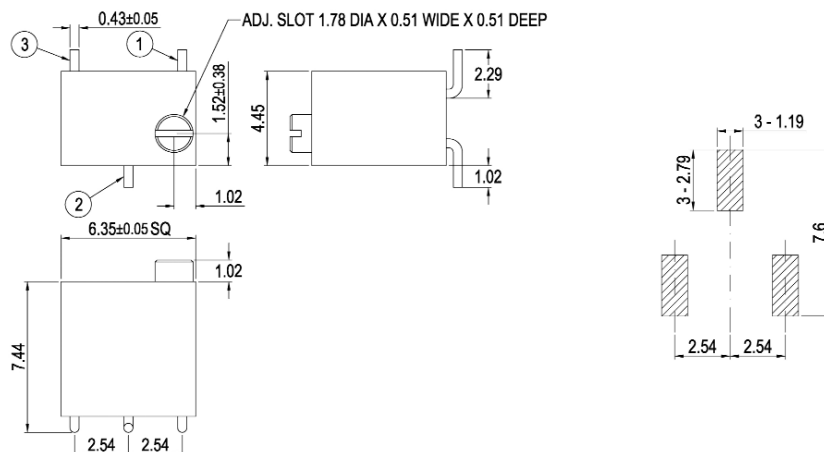
Maximum Exposure Temperature/Time:	+245°C 10 seconds
Power Rating (300 Volts maximum):	0.25 Watt at 85°C derating to zero at 150°C
Temperature Range:	-65°C to 150°C
Temperature Coefficient of Resistance:	± 100ppm/°C maximum
Seal Test:	85°C fluorinert
Humidity:	MIL STD 202 method 106 (2% ΔTR, IR 100 MW minimum)
Vibration:	30G (1% ΔTR % ΔVR)
Shock:	100G (1% ΔTR % ΔVR)
Load Life:	ΔR 3% (1000 hours, 0.25 Watts at 85°C)
Mechanical Life:	200 cycles

Type 3270 Series

**Dimensions -
3270P**



3270W



The 3270W is supplied in tubes of 50 pieces

How to Order

3270	P	104	K
Common Part	Orientation	Resistance Value	Tolerance
3270 - 6mm Multiturn Trimmer	P - Low Profile Side Adjust W - Top Adjust	The first two digits are significant figures of resistance value and the third denotes the number of zeros following. e.g. 1K: 102 10K: 103 100K: 104	K - 10 %