
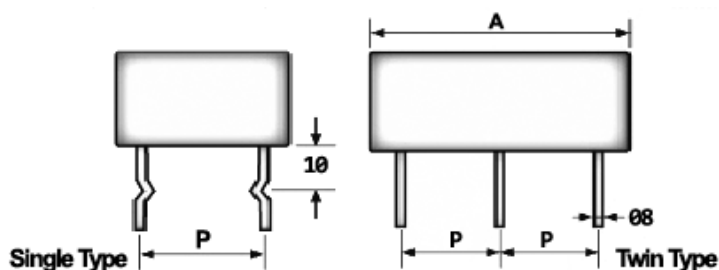


- Features:
- Small size with high power ratio
  - Low resistance values and low inductance
  - Crimped leads keep circuit board temperatures cooler
  - RoHS compliant / lead-free



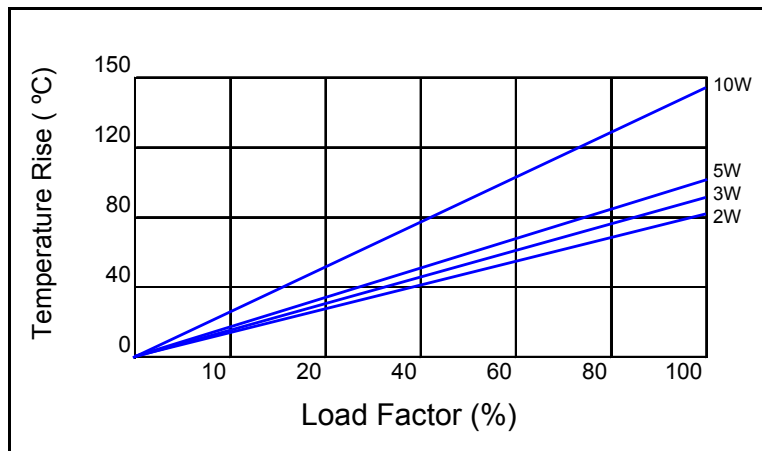
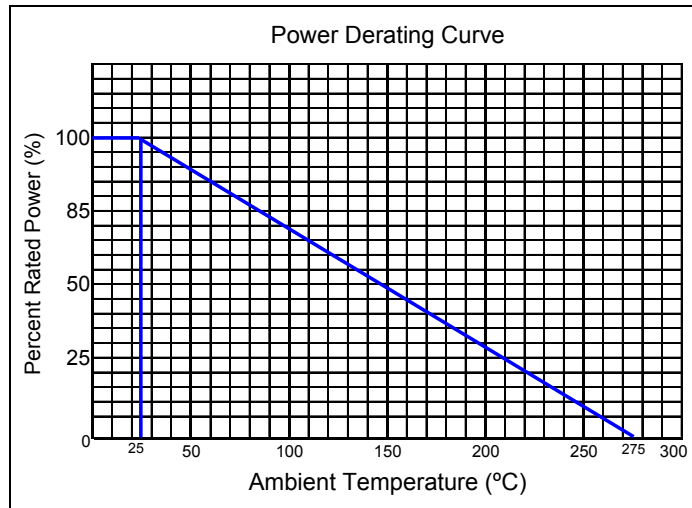
Electrical Specifications						
Type / Code	Power Rating (Watts) @ 70°C	Maximum Working Voltage	Maximum Overload Voltage	Resistance Temperature Coefficient	Ohmic Range and Tolerance	
					5%	10%
MPR 3	3W	350V	700V	±350 ppm/°C	0.01Ω - 1Ω	0.01Ω - 1Ω
MPR 5	5W					
MPRT 2	2W + 2W				0.22Ω - 0.56Ω	0.03Ω - 0.56Ω
MPRT 3	3W + 3W					
MPRT 5	5W + 5W					
MPRT 7	7W + 7W					



Mechanical Specifications						
Type / Code	A	B	H	H1	P	Units
Tolerance	±0.0394 ±1	0.0394 1	0.0394 1	0.0394 1	0.0394 1	inches mm
MPR 3	0.5512 14	0.1969 5	0.5118 13	0.5118 13	0.3937 10	inches mm
MPR 5	0.5512 14	0.1969 5	0.7087 18	0.5118 13	0.3937 10	inches mm
MPRT 2	1.0236 26	0.1969 5	0.3346 8.5	0.5118 13	0.3937 10	inches mm
MPRT 3	1.0236 26	0.1969 5	0.5118 13	0.5118 13	0.3937 10	inches mm
MPRT 5	1.0236 26	0.1969 5	0.7087 18	0.5118 13	0.3937 10	inches mm
MPRT 7	1.0236 26	0.1969 5	0.7874 20	0.5118 13	0.3937 10	inches mm

**How to Order**

SEI Type		Code		Resistance	Tolerance	Packaging			
<b>MPR</b>		<b>3</b>		<b>0.47</b>	<b>5%</b>	<b>B</b>			
Type	Description	Code	Wattage	Tolerance		Type	Qty	Description	Code
MPR	Single	2	2W	5%		All	1,000	Bulk	B
MPRT	Twin	3	3W	10%					
		5	5W						
		7	7W						



Performance Characteristics	
Test	Test Results
Short Time Overload	2% ± 0.05
Humidity Load Life	3% ± 0.05
Temp Cycling	2% ± 0.05
Resistance to Soldering Heat	2% ± 0.05
Load Life @ 70°C - 1,000 hours	3% ± 0.05