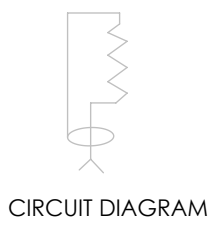
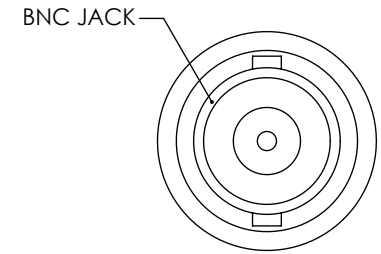
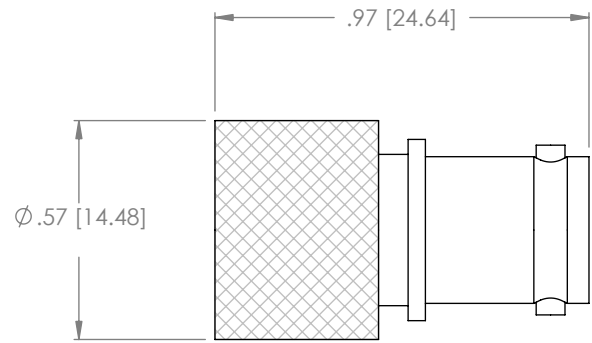


THE INFORMATION CONTAINED IN THIS DRAWING IS THE SOLE PROPERTY OF L-COM, INC. ANY REPRODUCTION IN PART OR WHOLE WITHOUT THE WRITTEN PERMISSION OF L-COM, INC. IS PROHIBITED.

| REVISIONS |  |          |            |
|-----------|--|----------|------------|
| REV       | DESCRIPTION  | DATE     | CHANGED BY |
| A         | RELEASED FOR PRODUCTION  | 11/02/01 | MCCORMICK  |
| B         | REVISED:RESISTANCE,INSULATOR MATERIAL & HEAD DIAMETER (ECN 1474) | 08/28/03 | MCCORMICK  |
| C         | ECN 3194: UPDATE DWG FORMAT                                      | 2/8/08   | D.GRIFFIN  |



| TABLE        |             |
|--------------|-------------|
| L-COM PART # | RESISTANCE  |
| BTB5FD       | 50 OHMS ±1% |
| BTB7FD       | 75 OHMS ±1% |
| BTB9FD       | 93 OHMS ±1% |

NOTES:

**MATERIAL:**  
 BODY: NICKEL PLATED BRASS  
 CONTACTS: BRASS, GOLD FLASHED  
 INSULATOR: ACETAL  
 RESISTOR: 1/4 WATT CARBON FILM TYPE

**PACKAGING:**  
 INDIVIDUALLY PACKAGE IN A POLYBAG

**RoHS Compliant** ✓

|   |  |          |  |  |
|---|--|----------|--|--|
| UNLESS OTHERWISE SPECIFIED, DIMENSIONS ARE IN INCHES [mm]<br>TOLERANCES TO BE:<br>.X ±.1 [2.5] ANGLES ±2°<br>.XX ±.01 [.25]<br>.XXX ±.005 [.13]<br>OVERALL CABLE LENGTH TOL:<br>≤ 60 [1524] +3 [76.2] / -0<br>> 60 [1524] +5% / -0% | APPROVALS  | DATE     | 45 BEECHWOOD DRIVE<br>NORTH ANDOVER, MA<br>01845 |  |
|   | DRAWN BY<br>CMCCORMICK                                   | 11/01/01 |  | CATEGORY<br>COAXIAL  |
|   | CHECKED BY<br>ENF  | 11/01/01 |  | PRODUCT DESCRIPTION<br>TERMINATOR BNC F RG58 50 OHM  |
|   | APPROVED BY<br>D.PARHAM                                  | 11/01/01 |  | SIZE <b>A</b> FSCM NO. <b>43321</b> DWG. NO. <b>BTB5FD</b> REV. <b>C</b><br>SCALE: NONE   CAD FILE: BTB5FD.SLDDRW   SHEET 1 OF 1 |
| PROJ  | CONFIGURATION DETAILS OF UNDIMENSIONED FEATURES MAY VARY |          |  |  |