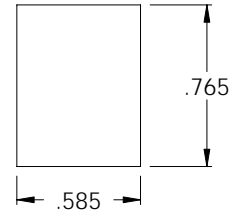
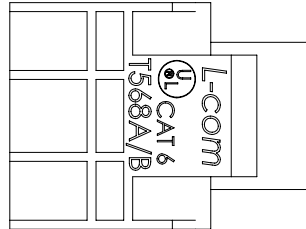
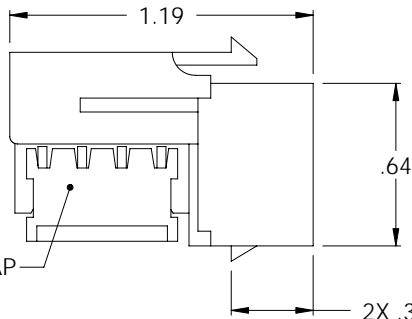


THE INFORMATION CONTAINED IN THIS DRAWING IS THE SOLE PROPERTY OF L-COM, INC. ANY REPRODUCTION IN PART OR WHOLE WITHOUT THE WRITTEN PERMISSION OF L-COM, INC. IS PROHIBITED.

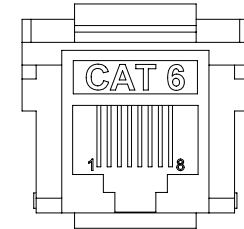
REVISIONS			
REV	DESCRIPTION	DATE	APPROVED
A	INITIAL RELEASE	03/12/04	D.PARHAM
B	ECN2801: UPDATED PIN POSITION NUMBERS ON PCB	04/20/07	D.PARHAM



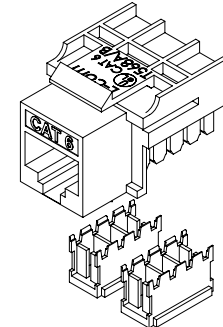
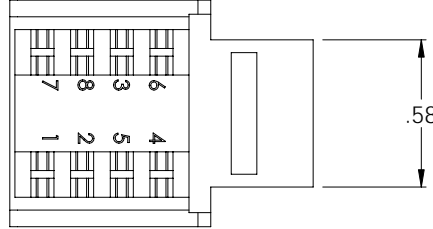
RECOMMENDED  
PANEL OPENING



2X RETAINING CAP



MODEL	COLOR
MJS110C6-BL	BLUE
MJS110C6-BLK	BLACK
MJS110C6-IV	IVORY
MJS110C6-WT	WHITE
MJS110C6-YL	YELLOW



**NOTES:**

**MATERIAL:**

HOUSING: ABS, UL94V-0 RATED  
CONTACTS: PHOSPHOR BRONZE  
IDC PIN: PHOSPHOR BRONZE

**FINISH:**

CONTACTS: 15μINCHES GOLD  
IDC PINS: NICKEL

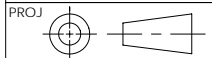
**ELECTRICAL:**

VOLTAGE RATING: 150V  
CURRENT RATING: 175 mA

**MISCELLANEOUS:**

CATEGORY 6 RATED  
OPERATING TEMPERATURE: -20°C TO +60°C  
COMPLIANT TO MECHANICAL REQUIREMENTS OF FCC 68.5 SUBPART F  
IDC 110 PUNCHDOWN TERMINALS  
CONDUCTOR ACCEPTANCE: 24 TO 26AWG  
MATING DURABILITY: 500 TIMES

DIMENSIONS ARE IN INCHES [mm]  
UNLESS OTHERWISE SPECIFIED,  
TOLERANCES TO BE:  
.X ±.1 [2.5] ANGLES ±2°  
.XX ±.01 [0.25]  
.XXX ±.005 [0.13]  
OVERALL CABLE LENGTH TOL:  
≤ 60 [1524] +3 [76.2] / - 0  
> 60 [1524] +5% / -0%



APPROVALS	DATE
DRAWN BY D. PARHAM	1/27/2004
CHECKED BY B. MAZEJKA	1/28/2004
APPROVED BY R. CARRICK	1/28/2004

CONFIGURATION DETAILS OF  
UNDIMENSIONED FEATURES  
MAY VARY

		45 BEECHWOOD DRIVE NORTH ANDOVER, MA 01845	
CATEGORY		MODULAR	
PRODUCT DESCRIPTION		CAT 6 RJ45 JACK / 110 PUNCH-DOWN	
SIZE <b>A</b>	FSCM NO. <b>43321</b>	DWG. NO. MJS110C6-OD1	REV. <b>B</b>
SCALE: NONE   CAD FILE: MJS110C6-OD1.SLDDRW			SHEET 1 OF 1