

# CA Series Illuminated Power Rocker Switches

## Features/Benefits


- 15 AMPS @ 125 V AC
- Illuminated actuator
- Various actuator styles

## Typical Applications

- Power outlet strips
- Appliances
- Handling and packaging machines
- RoHS compliant



## Specifications

CONTACT RATING: 15 AMPS @ 125 V AC; 10 AMPS @ 250 V AC; 1/4 HP @ 125 V AC or 250 V AC .

ELECTRICAL LIFE: 10,000 make-and-break cycles at full load.

LAMP LIFE: 25,000 hours typ.

INSULATION RESISTANCE:  $10^9 \Omega$  min.

DIELECTRIC STRENGTH: 1,000 Vrms min. @ sea level.

## Materials

HOUSING: 6/6 nylon (UL 94V-2), black.

ACTUATOR: Polycarbonate (UL 94V-2), red.

CONTACTS: Coin silver, silver plated.

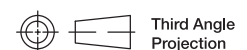
OPERATING TEMPERATURE: -30°C to +85°C

**NOTE:** Specifications and materials listed above are for switches with standard options. For information on specific and custom switches, consult Customer Service Center.

## Build-A-Switch

To order, simply select desired option from each category and place in the appropriate box. Available options are shown and described on pages H-110 through H-112. For additional options not shown in catalog, consult Customer Service Center.

<div style="border: 1px solid black; width: 100px; height: 20px; display: inline-block;"></div> <div style="border: 1px solid black; width: 100px; height: 20px; display: inline-block;"></div> <div style="border: 1px solid black; width: 100px; height: 20px; display: inline-block;"></div> <div style="border: 1px solid black; width: 100px; height: 20px; display: inline-block;"></div> <div style="border: 1px solid black; width: 100px; height: 20px; display: inline-block;"></div> <div style="border: 1px solid black; width: 100px; height: 20px; display: inline-block;"></div> <div style="border: 1px solid black; width: 100px; height: 20px; display: inline-block;"></div> <div style="border: 1px solid black; width: 100px; height: 20px; display: inline-block;"></div> <div style="border: 1px solid black; width: 100px; height: 20px; display: inline-block;"></div> <div style="border: 1px solid black; width: 100px; height: 20px; display: inline-block;"></div>	
<b>Switch Function</b> <b>CA04</b> SPST, On-Off <b>CA24</b> DPST, On-Off	<b>Actuator</b> <b>J1</b> Rocker <b>J7</b> Curved rocker  <b>Actuator Color</b> <b>3</b> Red translucent <b>5</b> Yellow translucent <b>6</b> Green translucent  <b>Lamp Voltage</b> <b>7</b> 125 V neon <b>8</b> 250 V neon  <b>Housing Color</b> <b>2</b> Black <b>1</b> White  <b>Terminations</b> <b>07</b> Quick connect  <b>Actuator Markings</b> <b>NONE</b> No markings <b>D</b> ON-OFF <b>H</b> 0   <b>P</b> 0 -  <b>Contact Material</b> <b>Q</b> Silver



Dimensions are shown: Inch (mm)  
Specifications and dimensions subject to change





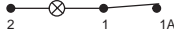
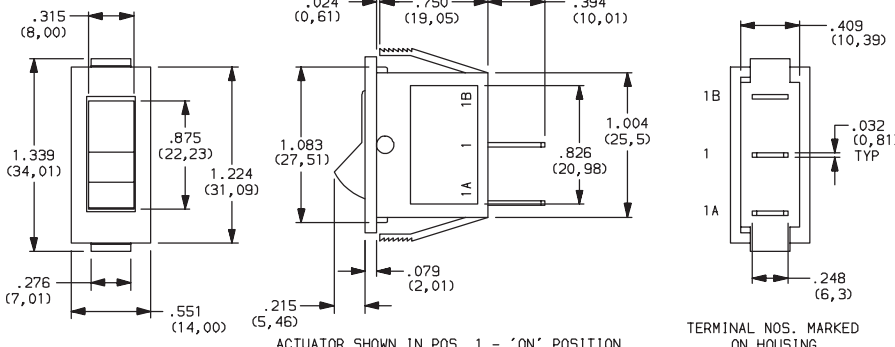
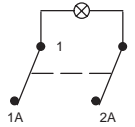
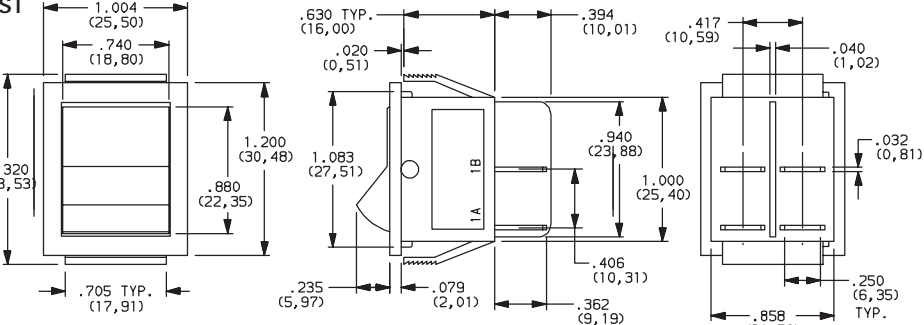
Rocker





H

# CA Series Illuminated Power Rocker Switches

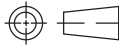
SWITCH FUNCTION

NO. POLES	MODEL NO.	SWITCH FUNCTION		CONNECTED TERMINALS		SCHEMATIC
		POS. 1	POS. 2	POS. 1	POS. 2	
						
SP	CA04	ON	OFF	1-1A	OPEN	 SPST
<div> <div>SPST</div> <div>  </div> <div> Part number shown: CA04J137207Q </div> </div>						
DP	CA24	ON	OFF	1-1A, 2-2A	OPEN	 DPST
<div> <div>DPST</div> <div>  </div> <div> Part number shown: CA24J137207Q </div> </div>						

See CONTACT MATERIAL section, page H-112, for complete contact ratings and agency approvals.  
 Contacts make on side opposite actuator thrown.  
 All models   with all options.

Rocker





Third Angle  
Projection

Dimensions are shown: Inch (mm)

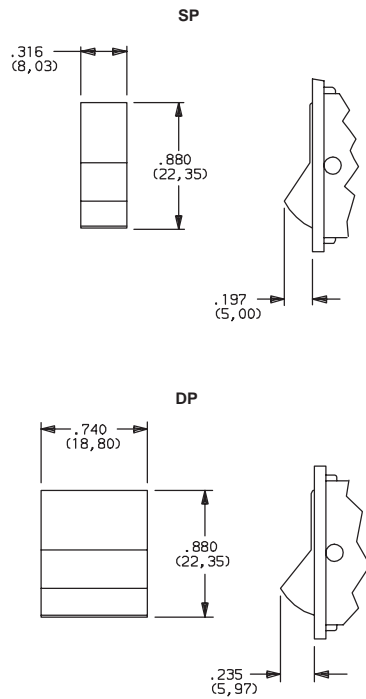
Specifications and dimensions subject to change

# CA Series Illuminated Power Rocker Switches

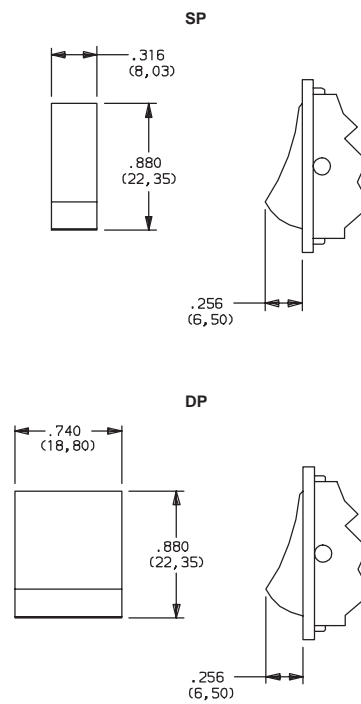
## ACTUATOR



### J1 ROCKER



### J7 CURVED ROCKER



## ACTUATOR COLOR



OPTION CODE	ACTUATOR COLOR
3	RED TRANSLUCENT
5	YELLOW
6	GREEN

**NOTE:** Special colors available, consult Customer Service Center.

## NEON LAMP VOLTAGE



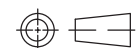
- 7 125 V NEON
- 8 250 V NEON

## HOUSING COLOR



OPTION CODE	HOUSING COLOR
2	BLACK
1	WHITE

**NOTE:** Housing frame finish: matte. Special colors available, consult Customer Service Center.



Third Angle  
Projection

Dimensions are shown: Inch (mm)  
Specifications and dimensions subject to change

Rocker

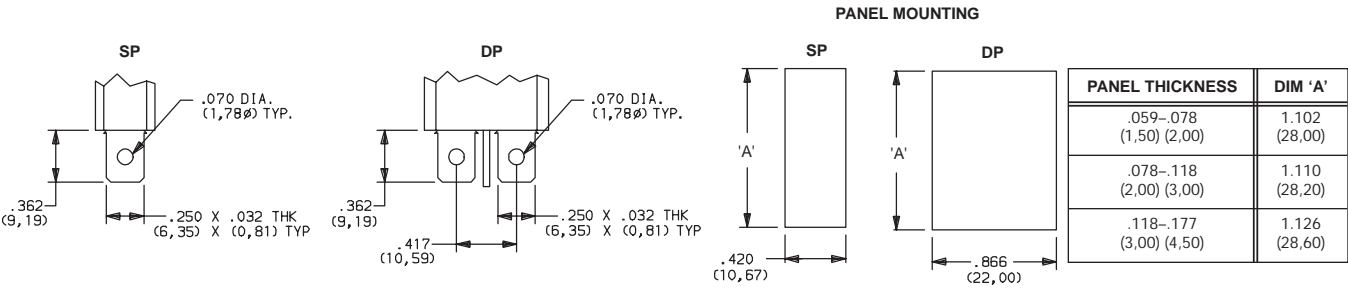


H

# CA Series Illuminated Power Rocker Switches

## TERMINATIONS

07 QUICK CONNECT

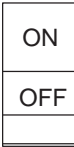


## ACTUATOR MARKINGS

NONE NO MARKING



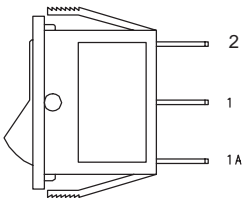
D ON-OFF



H O I



P O -



Marking color white, standard for all actuator colors except yellow. Marking color black, standard for yellow actuators. Consult Customer Service Center for other available markings and colors.

NOTE: Orientation of actuator markings and terminals

## CONTACT MATERIAL

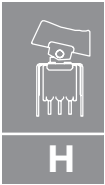
OPTION CODE	CONTACT AND TERMINAL MATERIAL	RATINGS	
		POWER	15 AMPS @ 125 V AC; 10 AMPS @ 250 V AC; 1/4 HP @ 125 V AC or 250 V AC (UL/CSA).
Q	SILVER <sup>1</sup>		

\* Note: See Technical Data section of this catalog for RoHS compliant and compatible definitions and specifications.

<sup>1</sup> CONTACTS: Coin silver, silver plated.  
TERMINALS: Copper, silver plated.

All models with all options.

Rocker



Dimensions are shown: Inch (mm)  
Specifications and dimensions subject to change

www.ck-components.com