

**SERIES 94H**  
Binary Coded



**FEATURES**

- Sealed Construction; No Tape Seal Required
- Surface Mount or Thru-Hole Style
- Tube or Tape and Reel Packaging
- Octal, BCD, and Hexadecimal Code
- In Standard or Complement
- Standard and Right Angle Mount
- Flush or Extended Actuators
- Gold-Plated Contacts

DIP Switches

**DIMENSIONS** In inches (and millimeters)

Tolerances are  $\pm .010$  inches unless specified otherwise.

**Surface Mount Gullwing**

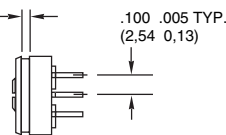
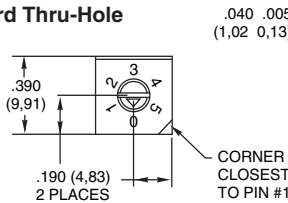


Solder pad layout as viewed from the top of the switch

**Surface Mount J-Lead**



**Standard Thru-Hole**



TERMINALS ARE  
.020 +.004/-0.002  
(0,51 + 0,10/0,05)  
WIDE BY .012 .002  
(0,31 0,05) THICK  
.038 DIA. HOLE SIZE  
RECOMMENDED

**ACTUATOR STYLES**



**Octal-8 position**



**BCD-10 position**



**Hex-16 position**

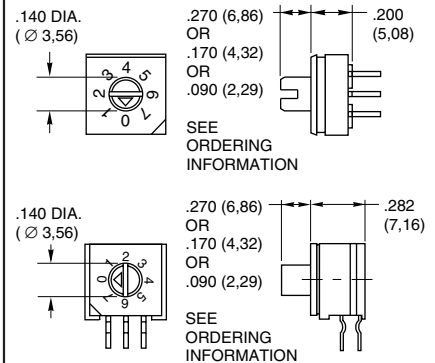


**Figure 1**  
"A" style rotor

**Figure 2**  
"F" style rotor

All actuation types are available in octal (8), binary coded decimal (10), or hexadecimal (16) codes; with either standard or complement output. Standard code outputs have natural color rotors; complements in a contrasting color.

**EXTENDED ACTUATOR TYPES**



**Figure 3**

**DIMENSIONS** In inches (and millimeters)



**ORDERING INFORMATION: Series 94H**

**94HAB10WRT**

**Series**  
**Actuator Style:** A = Flush, Figure 1  
B = .270, Figure 3 (see page B-21)  
C = .170, Figure 3 (see page B-21)  
E = .090, Figure 3 (see page B-21)  
F = Flush, Figure 2

**Code:** B = Standard (Natural),  
C = Complementary (Contrasting Color)

**RoHS Compliant**

**Packaging:** R = Tape and Reel, (Surface Mount Only)  
Blank = Tube\*

**Terminal Style:** RA = Right Angle, Thru-Hole  
J = J-Lead  
W = Surface Mount  
Blank = Thru-Hole

**Number of Positions:** 08 = Octal, 8 Position  
10 = BCD, 10 Position  
16 = Hex, 16 Position

\* 27 Pieces per tube for surface mount and thru-hole, 24 pieces per tube for right angle switches.

**SERIES 94 High Temperature Knobs: For Shaft Extensions**



**ORDERING INFORMATION: Series 94 High Temperature Knobs\***

Knob Style and Height	Knob Color	Arrow Color	Part Number
1A	Gray	N/A	947706-001
5A	Gray	Black	947706-005
1B	Black	N/A	947705-001
1B	Gray	N/A	947705-012
2B	Gray	White	947705-004
3B	Gray	Black	947705-017
4B	Gray	Black	947705-018
1B	Natural	N/A	947705-009
4B	Black	White	947705-010
5B	Gray	Black	947705-019

\*Ordered as a separate item. B = Standard (Natural), C = Complementary (Contrasting Color).

**TAPE AND REEL PACKAGING: Series 94H**

Meets requirements of EIA 481-2.

13 INCH DIAMETER REEL

CONDUCTIVE PLASTIC EMBOSSED TAPE

16mm

PIN #1 CHAMFER

24mm

DIRECTION OF FEED

Each reel contains the following number of switches with a 15.35 inch (390 mm) minimum leader and a 6.30 inch (160 mm) minimum trailer.

94HA style	750 sw/reel
94HB style	150 sw/reel
94HC style	200 sw/reel
94HE style	300 sw/reel
94HF style	750 sw/reel



Available from your local Grayhill Distributor. For prices and discounts, contact a local Sales Office, an authorized local Distributor or Grayhill.