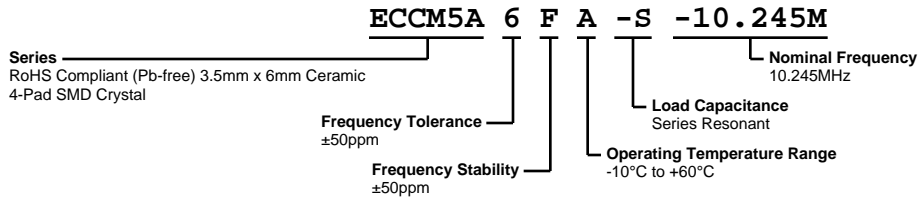


# ECCM5A6FA-S-10.245M



## ELECTRICAL SPECIFICATIONS

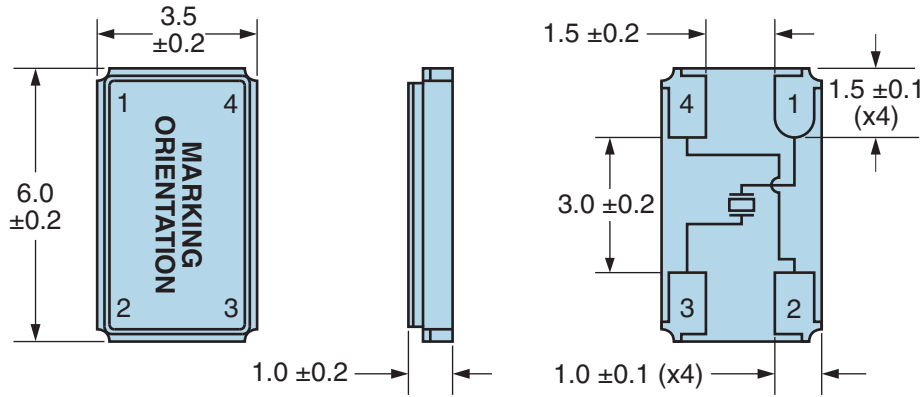
Nominal Frequency	10.245MHz
Frequency Tolerance	±50ppm
Frequency Stability	±50ppm
Aging at 25°C	±3ppm/year Maximum
Operating Temperature Range	-10°C to +60°C
Load Capacitance	Series Resonant
Shunt Capacitance (C0)	5pF Maximum
Equivalent Series Resistance	60 Ohms Maximum
Mode of Operation	AT-Cut Fundamental
Drive Level	100µWatts Maximum
Spurious Response	-3dB Minimum; Fo to Fo +5000ppm
Storage Temperature Range	-40°C to +85°C
Insulation Resistance	500 Megaohms Minimum at 100Vdc

## ENVIRONMENTAL & MECHANICAL SPECIFICATIONS

ESD Susceptibility	MIL-STD-883, Method 3015, Class 1, HBM: 1500V
Fine Leak Test	MIL-STD-883, Method 1014, Condition A
Flammability	UL94-V0
Gross Leak Test	MIL-STD-883, Method 1014, Condition C
Mechanical Shock	MIL-STD-883, Method 2002, Condition B
Moisture Resistance	MIL-STD-883, Method 1004
Moisture Sensitivity	J-STD-020, MSL 1
Resistance to Soldering Heat	MIL-STD-202, Method 210, Condition K
Resistance to Solvents	MIL-STD-202, Method 215
Solderability	MIL-STD-883, Method 2003
Temperature Cycling	MIL-STD-883, Method 1010, Condition B
Vibration	MIL-STD-883, Method 2007, Condition A

# ECCM5A6FA-S-10.245M

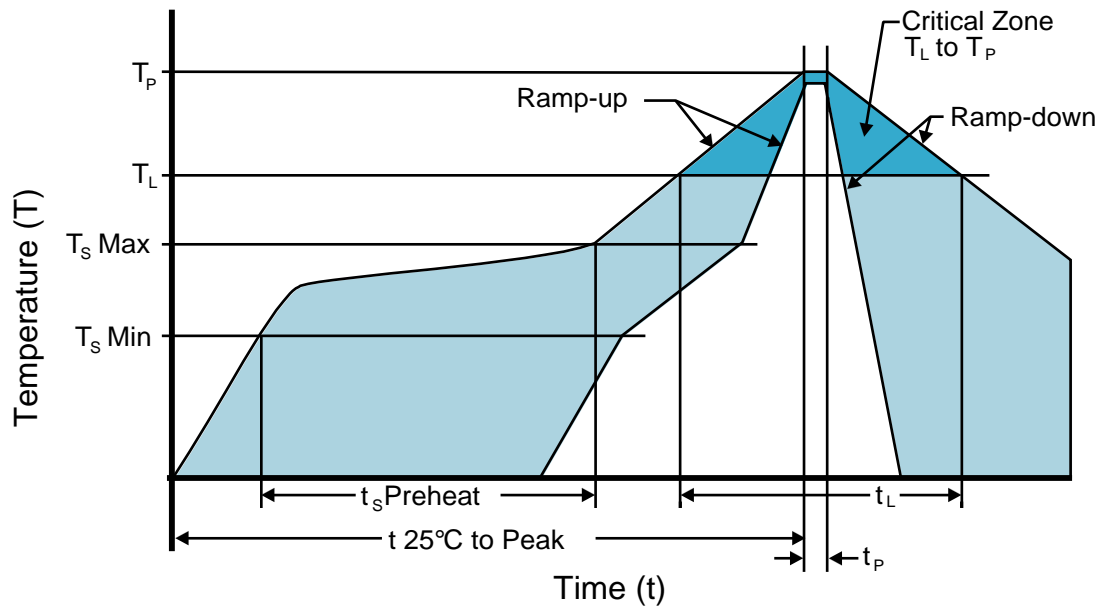
## MECHANICAL DIMENSIONS (all dimensions in millimeters)



PIN	CONNECTION
1	Input
2	Case/Ground
3	Output
4	Case/Ground

LINE	MARKING
1	<b>E10.24</b> E=Ecliptek Designator
2	<b>XXXXX</b> XXXXX=Ecliptek Manufacturing Identifier

## Recommended Solder Reflow Methods



### High Temperature Infrared/Convection

**$T_s$  MAX to  $T_L$  (Ramp-up Rate)** 3°C/second Maximum

#### Preheat

- Temperature Minimum ( $T_s$  MIN) 150°C
- Temperature Typical ( $T_s$  TYP) 175°C
- Temperature Maximum ( $T_s$  MAX) 200°C
- Time ( $t_s$  MIN) 60 - 180 Seconds

**Ramp-up Rate ( $T_L$  to  $T_p$ )** 3°C/second Maximum

#### Time Maintained Above:

- Temperature ( $T_L$ ) 217°C
- Time ( $t_L$ ) 60 - 150 Seconds

**Peak Temperature ( $T_p$ )** 260°C Maximum for 10 Seconds Maximum

**Target Peak Temperature ( $T_p$  Target)** 250°C +0/-5°C

**Time within 5°C of actual peak ( $t_p$ )** 20 - 40 seconds

**Ramp-down Rate** 6°C/second Maximum

**Time 25°C to Peak Temperature (t)** 8 minutes Maximum

**Moisture Sensitivity Level** Level 1

## Recommended Solder Reflow Methods



### Low Temperature Infrared/Convection 245°C

<b><math>T_S</math> MAX to <math>T_L</math> (Ramp-up Rate)</b>	5°C/second Maximum
<b>Preheat</b>	
- Temperature Minimum ( $T_S$ MIN)	N/A
- Temperature Typical ( $T_S$ TYP)	150°C
- Temperature Maximum ( $T_S$ MAX)	N/A
- Time ( $t_S$ MIN)	30 - 60 Seconds
<b>Ramp-up Rate (<math>T_L</math> to <math>T_P</math>)</b>	5°C/second Maximum
<b>Time Maintained Above:</b>	
- Temperature ( $T_L$ )	150°C
- Time ( $t_L$ )	200 Seconds Maximum
<b>Peak Temperature (<math>T_P</math>)</b>	245°C Maximum
<b>Target Peak Temperature (<math>T_P</math> Target)</b>	245°C Maximum 2 Times / 230°C Maximum 1 Time
<b>Time within 5°C of actual peak (<math>t_p</math>)</b>	10 seconds Maximum 2 Times / 80 seconds Maximum 1 Time
<b>Ramp-down Rate</b>	5°C/second Maximum
<b>Time 25°C to Peak Temperature (t)</b>	N/A
<b>Moisture Sensitivity Level</b>	Level 1

### Low Temperature Manual Soldering

185°C Maximum for 10 seconds Maximum, 2 times Maximum.

### High Temperature Manual Soldering

260°C Maximum for 5 seconds Maximum, 2 times Maximum.