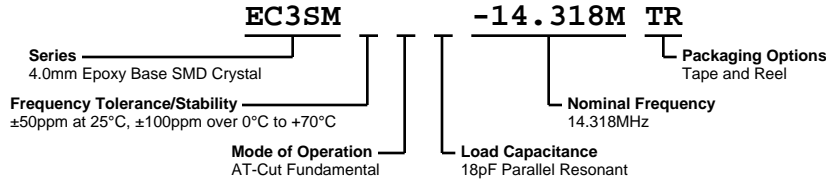


# EC3SM-14.318M TR



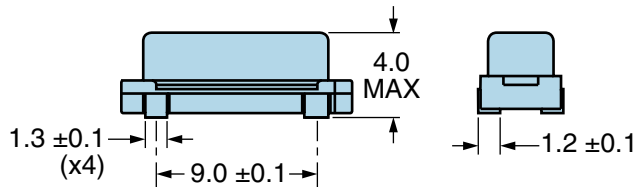
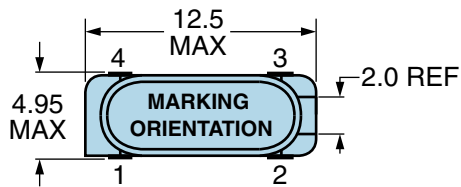
## ELECTRICAL SPECIFICATIONS

Nominal Frequency	14.318MHz
Frequency Tolerance/Stability	±50ppm at 25°C, ±100ppm over 0°C to +70°C
Aging at 25°C	±5ppm/year Maximum
Load Capacitance	18pF Parallel Resonant
Shunt Capacitance (C0)	7pF Maximum
Equivalent Series Resistance	70 Ohms Maximum
Mode of Operation	AT-Cut Fundamental
Drive Level	1mWatts Maximum
Storage Temperature Range	-40°C to +85°C
Insulation Resistance	500 Megaohms Minimum at 100Vdc

## ENVIRONMENTAL & MECHANICAL SPECIFICATIONS

Fine Leak Test	MIL-STD-883, Method 1014 Condition A
Gross Leak Test	MIL-STD-883, Method 1014 Condition C
Mechanical Shock	MIL-STD-202, Method 213 Condition C
Resistance to Soldering Heat	MIL-STD-202, Method 210
Resistance to Solvents	MIL-STD-202, Method 215
Solderability	MIL-STD-883, Method 2003
Temperature Cycling	MIL-STD-883, Method 1010
Vibration	MIL-STD-883, Method 2007 Condition A

## MECHANICAL DIMENSIONS (all dimensions in millimeters)



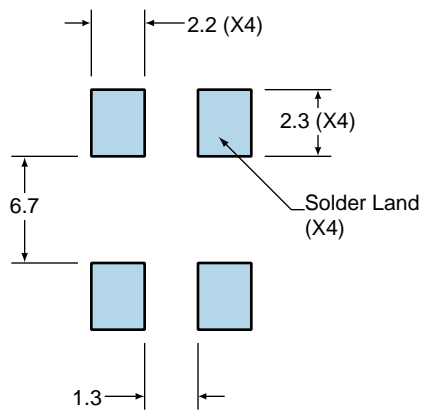
PIN	CONNECTION
1	Crystal
2	Connected to Pin 3
3	Connected to Pin 2
4	Crystal

LINE	MARKING
1	<b>E14.318</b> E=Ecliptek Designator

# EC3SM-14.318M TR

## Suggested Solder Pad Layout

All Dimensions in Millimeters

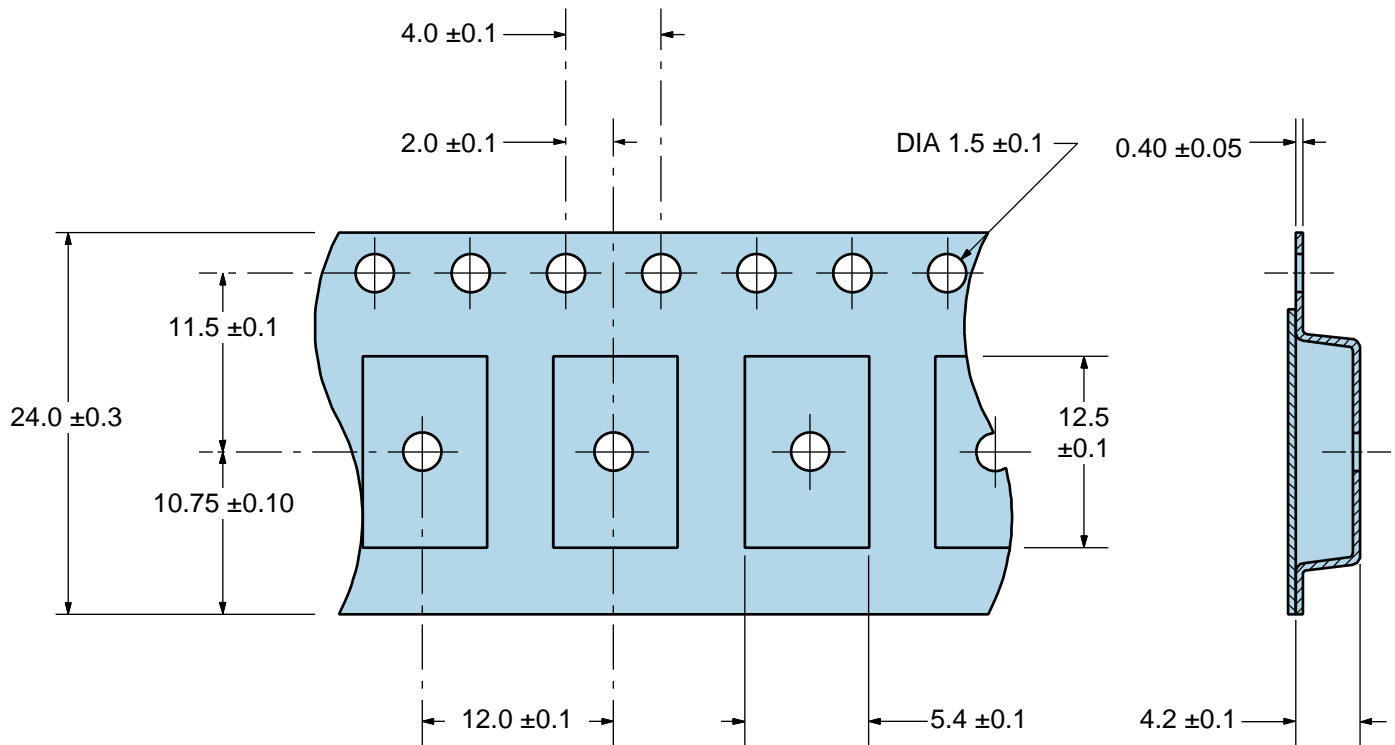


All Tolerances are  $\pm 0.1$

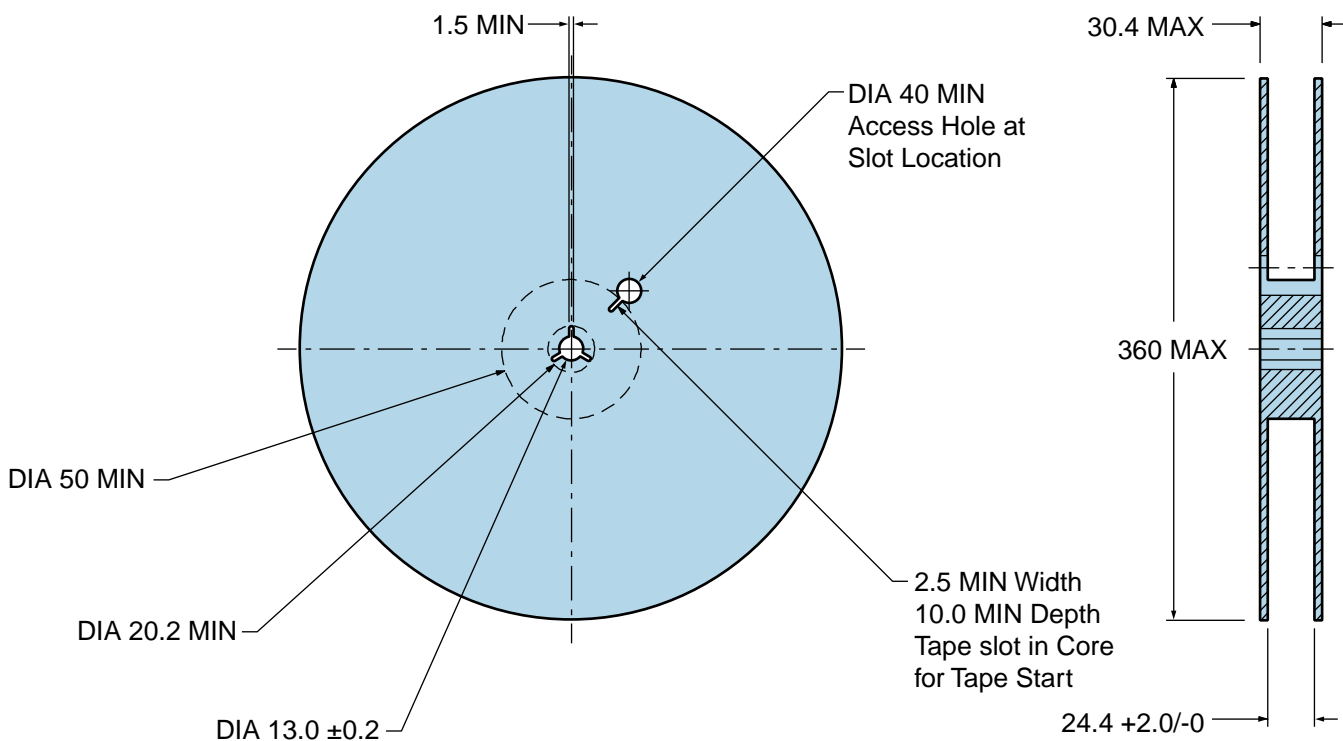
# EC3SM-14.318M TR

## Tape & Reel Dimensions

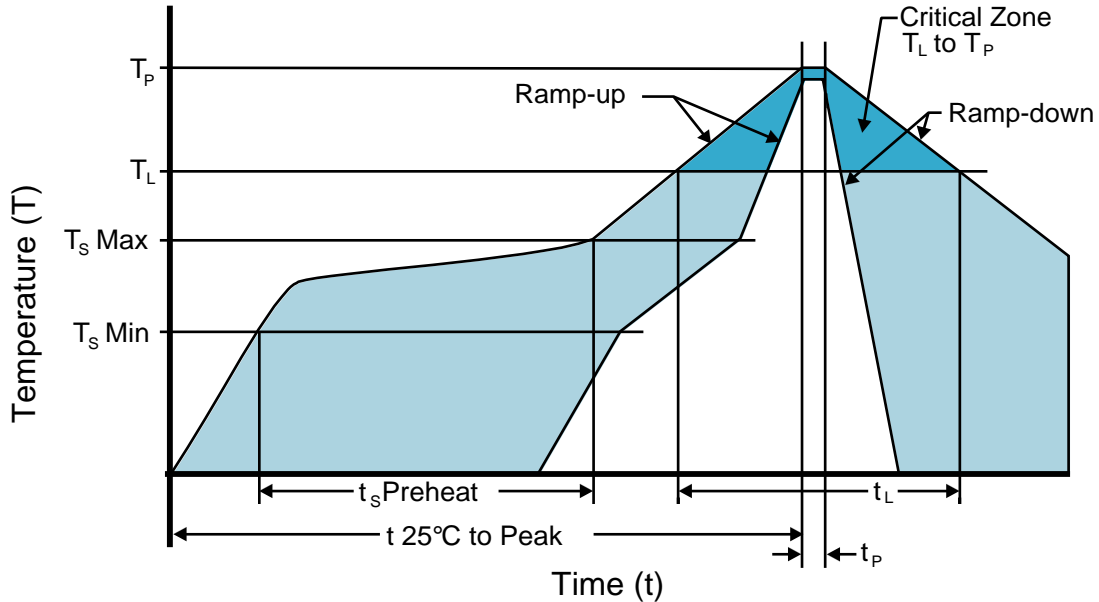
Quantity Per Reel: 1,000 units



\*Compliant to EIA 481A



## Recommended Solder Reflow Methods



### Low Temperature Infrared/Convection 225°C

$T_s$  MAX to  $T_L$  (Ramp-up Rate) 5°C/second Maximum

#### Preheat

- Temperature Minimum ( $T_s$  MIN) N/A
- Temperature Typical ( $T_s$  TYP) 150°C
- Temperature Maximum ( $T_s$  MAX) N/A
- Time ( $t_s$  MIN) 30 - 60 Seconds

Ramp-up Rate ( $T_L$  to  $T_p$ ) 5°C/second Maximum

#### Time Maintained Above:

- Temperature ( $T_L$ ) 150°C
- Time ( $t_L$ ) 200 Seconds Maximum

Peak Temperature ( $T_p$ ) 225°C Maximum

Target Peak Temperature ( $T_p$  Target) 225°C Maximum 2 Times

Time within 5°C of actual peak ( $t_p$ ) 80 seconds Maximum 2 Times

Ramp-down Rate 5°C/second Maximum

Time 25°C to Peak Temperature (t) N/A

Moisture Sensitivity Level Level 1

### Low Temperature Manual Soldering

185°C Maximum for 10 seconds Maximum, 2 times Maximum.

### High Temperature Manual Soldering

260°C Maximum for 5 seconds Maximum, 2 times Maximum.