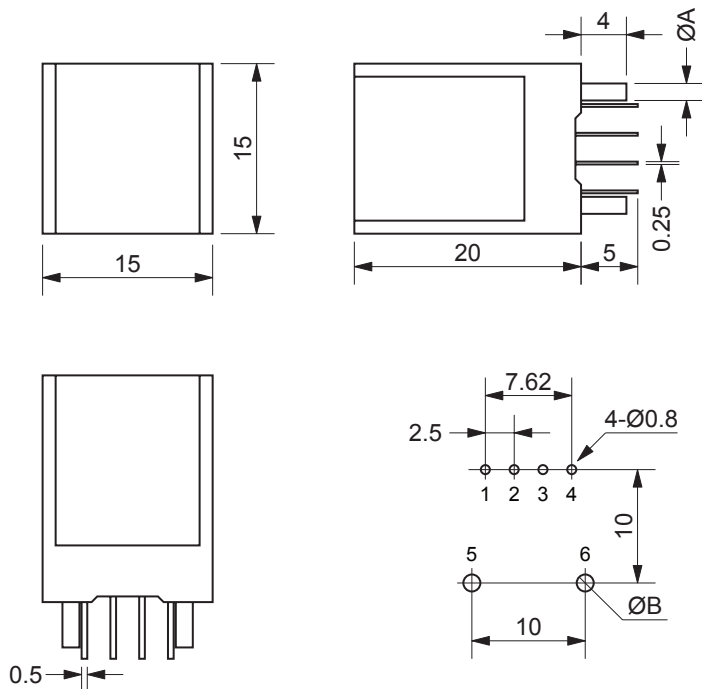


Characteristics of SCD15PSN



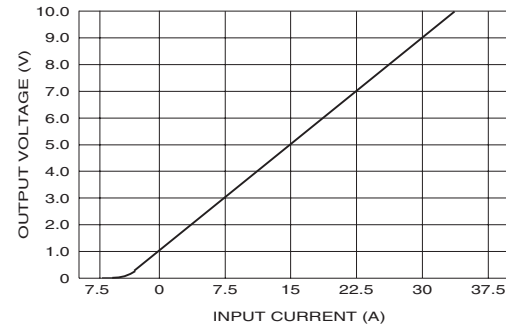
Pin Assignments

Pin#	1	+12V
	2	NC
	3	Output
	4	0V
	5	Input (+)
	6	Input (-)

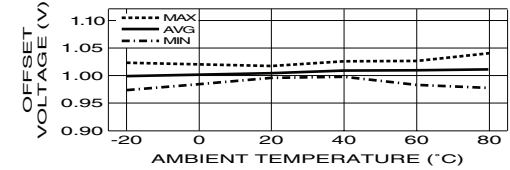
Mounting Hole Dimensions

Model	ØA	ØB
SCD03PSN	0.7	1.2
SCD05PSN	1.0	1.5
SCD10PSN	1.2	1.7
SCD15PSN	1.5	2.0
SCD20PSN	1.8	2.3

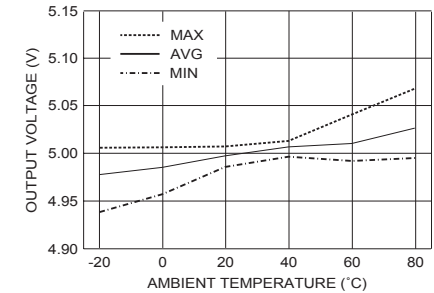
Output Voltage vs Input Current



Offset Voltage vs Temperature



Output Voltage vs Temperature



Ordering Information

SCD□□PSN

Current Rating: 03: 3A, 05: 5A, 10: 10A, 15: 15A, 20: 20A
 Input Voltage: A: ±15VDC, B: ±12VDC, S: +12VDC, T: ±5VDC, U: +5VDC
 Input Current Polarity: N: +(DC only), R: ± (bipolar)

SPECIFICATIONS

(V_{cc} = +12V, R_L = 10kΩ, T_a = 25°C)

Model	SCD03PSN	SCD05PSN	SCD10PSN	SCD15PSN	SCD20PSN
Rated Current	+3A	+5A	+10A	+15A	+20A
Linearity Range	+6A	+10A	+20A	+30A	+40A
Output Voltage	5V ±0.8% @ Rated Current				
Zero Current Offset Voltage	1.0V ±30mV max. (after demagnetization)				
Output Voltage Linearity	± 0.5 % @ rated current				
Supply Voltage	+12V ±5%				
Max Current Consumption	+25mA max.				
Response	3 μS typ. @ 50 Amp/Turns/μS				
Output V Temp Char	± 0.1%/°C max. @ rated current				
Zero Current Offset V Temp Char	± 1.5mV/°C max.				
Hysteresis	15mV max. @ rated current to 0A				
Primary Overcurrent	10X rated current, 50 mS, no damage				
Withstand Voltage	2000 VAC, 50/60Hz, 1 minute between primary coil & terminal				
Insulation Resistance	500 VDC between primary coil & terminal				
Operating Temp	-10° to +75° C				
Storage Temp	-30 to +90°C				



20050 SW 112th Ave.
 Tualatin, OR 97062
 Phone: 503-612-2300
 800-275-4899
 Fax: 503-612-2383
 Website: www.cui.com

TITLE:	current sensor	REV:	A
PART NO.	SCDXXPSN	UNITS:	MM
DRAWN BY:	JRH	APPROVED BY:	
		SCALE:	

REV.	DESCRIPTION	DATE
A	NEW DRAWING	05/15/2009