


# BH 01/02/07/06/05:

## Radial Leads (Lead Free Product)

### CPM-N----- pitch = 5.08mm (0.200")



### GENERAL DESCRIPTION

Dielectric: Metallized polyester film (Polyethylene terephthalate)  
 Stacked-film  
 Leads: Radial tin - plated wire  
 Protection: Plastic case (UL 94: V-O) / Epoxy Resin  
 Marking: Logo  
     DC Normal Voltage  
     Nominal Capacitance  
     Tolerance (EIA)  
     Batch Code Number  
 Example: T D474KC8L  
 Delivery Mode: Bulk  
                   Taped (reel or ammpack)

### STANDARDIZATION

**Generic specifications:**  
 CEI 384-1/CECC 30000  
**Sectional specifications:**  
 CEI 384-2/CECC 30400  
 Complies to special specification CECC30401-069  
**On the LNZ List:**  
 Complies with type CPM-N  
 RAQ2 production, equivalent AQAP-4 of NATO

### APPLICATIONS

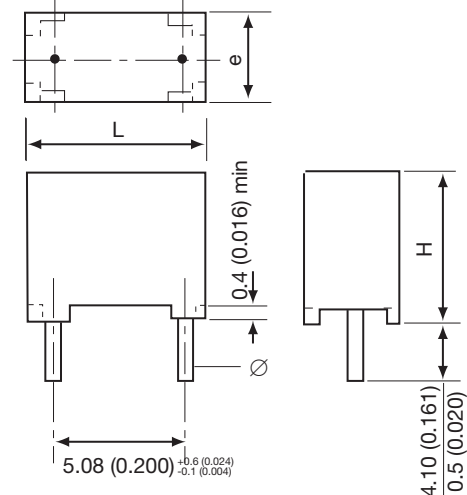
- Supply decoupling
- Filter
- Integrators
- Treatment of analog signals
- Rejection of line perturbations, etc.

**Specifically designed of working in severe environmental conditions such as automotive applications: engine control, multiplexing, system, etc.**

### DIMENSIONS

millimeters (inches)

Case	L max	H max	e max	$\phi \pm 0.02$
01	7.5 (0.295)	6.5 (0.256)	2.5 (0.098)	0.5 (0.020)
02	7.5 (0.295)	8.0 (0.315)	3.2 (0.126)	0.5 (0.020)
05	7.5 (0.295)	12.0 (0.472)	6.0 (0.236)	0.5 (0.020)
06	7.5 (0.295)	9.6 (0.378)	6.0 (0.236)	0.5 (0.020)
07	7.5 (0.295)	8.0 (0.315)	5.0 (0.197)	0.5 (0.020)



\*L dimension measured 3mm above base of case

### HOW TO ORDER

**BH01**

Type

**4**

Class

**D**

Voltage

**0104**

Capacitance

**K**

Tolerance

**--**

Suffix



# BH 01/02/07/06/05:

## Radial Leads (Lead Free Product)

### CPM-N----- pitch = 5.08mm (0.200")



## PERFORMANCE CHARACTERISTICS

Climatic Category	55/125/56 Performance Class 2
Capacitance Range	$C_R$ 1nF to 2.2mF (E12)
Tolerance on $C_R$	$\pm 5\%$ ; $\pm 10\%$ (other values on request)
Nominal Voltages	VR_ 63/100/250/400V VR~ 40/63/160/200V
Category Voltage	$V_C = 0.8V_{R-}$ at 100°C & $0.5V_{R-}$ at 125°C
Test Voltage	$V_e = 1.6V_{R-}/2s$ at 25°C
Life Test	Delta C/C $\leq 5\%$ after 125°C/1000h/0.5V <sub>R-</sub>
Thermal Shock	-55/+125°C/time cycle 1hr/500 cycles delta C/C $\leq 10\%$ D.F. 1kHz $\leq 1\%$
Humidity Test	85°C/85% HR/1000 h delta C/C $\leq 10\%$

- Tangent of Loss Angle: D.F.

Measurement Frequency	Capacitance	DF: Performance Category 2
1kHz	$C_R \leq 1\mu F$	$\leq 1.0\%$
100 Hz	$C_R > 1\mu F$	$\leq 1.0\%$

- Insulation Resistance: IR

Measuring Points	$C_R \leq 0.33\mu F$		$C_R > 0.33\mu F$	
	IR min (GΩ)		IR * $C_R$ min (MΩ * μF)	
	Performance Class 2		Performance Class 2	
Between Terminals	$V_{R-} \leq 100V$	$V_{R-} > 100V$	$V_{R-} \leq 100V$	$V_{R-} > 100V$
	3.75	7.5	1.25	2.5
Between Terminals and Ground	- 30,000 Ω			

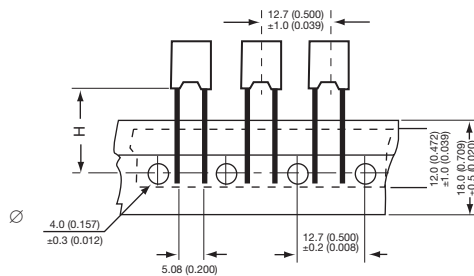
- Max voltage gradient

$V_{R-}$	63	100	250	400
$(dv/dt)_R$ max	38	40	110	270

## PACKAGING

millimeters (inches)

	Panasert	Avisert
H	$16.5 \pm 0.30$ ( $0.65 \pm 0.012$ )	$19.5 \pm 0.50$ ( $0.768 \pm 0.020$ )



Thermoadhesive tape ▲

(Other sizes according to standard CEI : 286-2)  
Dimensions: millimeters (inches)

Case	Quantity					
	Reel		Ampopack		Bulk	
Suffix x	DB panasert	DD avisert	DA panasert	DC avisert	USA Std.	Europe / Asia Std.
01	2500		2500		1000	5000
02	1800		2000		1000	3800
07	1200		1250		1000	2500
06	900		1100		1000	1500
05	900		1100		1000	1500

# BH 01/02/07/06/05:

## Radial Leads (Lead Free Product)

CPM-N----- pitch = 5.08mm (0.200")



### CAPACITANCE VALUES ( $C_R$ ) and NOMINAL VOLTAGES ( $V_R$ )

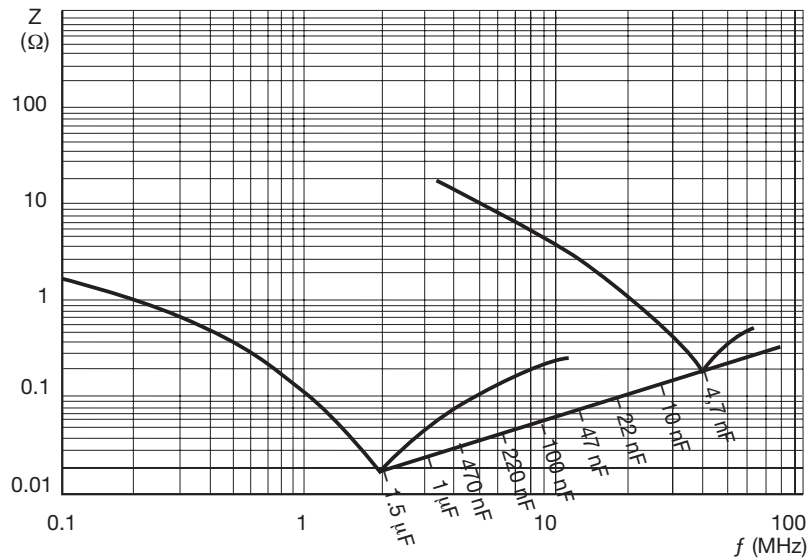
Capacitance Range ( $C_R$ )	Reference			
	BH			
	$V_{R+} / V_{R-}$			
	63/40 (voltage code: D)	100/63 (voltage code: E)	250/160 (voltage code: G)	400/200 (voltage code: I)
1,000 pF	BH01	BH01	BH01	BH01
1,200	BH01	BH01	BH01	BH01
1,500	BH01	BH01	BH01	BH01
1,800	BH01	BH01	BH01	BH01
2,200 pF	BH01	BH01	BH01	BH01
2,700	BH01	BH01	BH01	BH01
3,300	BH01	BH01	BH01	BH01
3,900	BH01	BH01	BH01	BH01
4,700 pF	BH01	BH01	BH01	BH01
5,600	BH01	BH01	BH01	BH02
6,800	BH01	BH01	BH01	BH02
8,200	BH01	BH01	BH01	BH07
10,000 pF	BH01	BH01	BH01	BH07
12,000	BH01	BH01	BH01	BH07
15,000	BH01	BH01	BH01	BH07
18,000	BH01	BH01	BH01	BH06
22,000	BH01	BH01	BH02	BH06
27,000	BH01	BH01	BH02	BH06
33,000	BH01	BH01	BH02	BH06
39,000	BH01	BH01	BH07	BH05
47,000 pF	BH01	BH01	BH07	BH05
56,000	BH01	BH01	BH07	
68,000	BH01	BH01	BH07	
82,000	BH01	BH01	BH06	
100 nF	BH01	BH01	BH06	
120	BH01	BH01	BH05	
150	BH01	BH01	BH05	
180	BH01	BH02		
220 nF	BH01	BH02		
270	BH02	BH07		
330	BH02	BH07		
390	BH07	BH07		
470 nF	BH07	BH05		
560	BH07	BH05		
680	BH07	BH05		
820	BH07	BH05		
1 $\mu$ F	BH07	BH05		
1.5 $\mu$ F	BH05			
2.2 $\mu$ F	BH05**			

\*\*Upon request & only available 50 V ( $V_R$ )



## CHARACTERISTICS CURVES

Influence of the frequency on the impedance (room temperature).



Nominal RMS voltage vs. frequency (room temperature) allowing a  $10^\circ\text{C}$  increase of the external temperature of the box.

