

SMT Common Mode Chokes

1.22A to 14.0 A



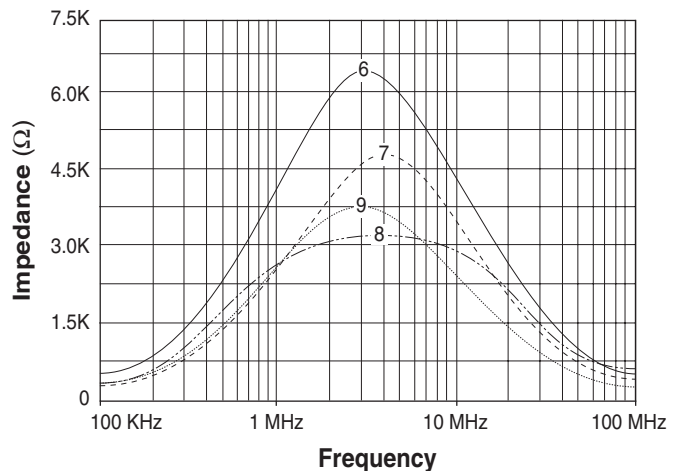
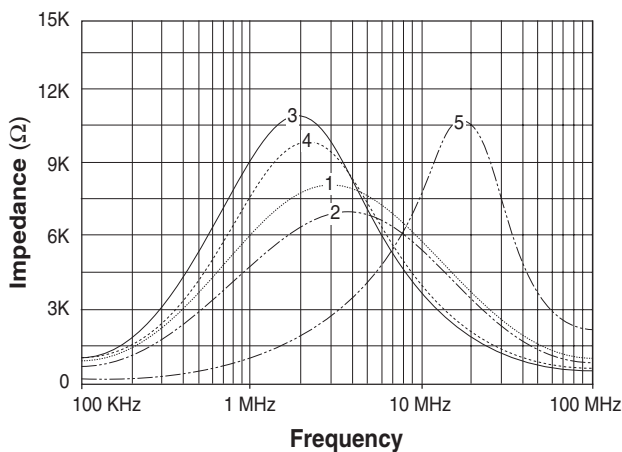
- Solutions based on impedance, size and current
- Designed for DC/DC converters
- Wide variety of inductor sizes and current ratings available
- Dielectric strength: 1000V_{RMS}

Electrical Specifications @ 25°C - Operating Temperature -40°C to +120°C³

Part Number	Inductance (mH±35%)	I _{rated} ¹ (A)	DCR (MAX) (mΩ)	Curve (see # below)	Package	Weight (Grams)	Quantity In Tube	Quantity In Reel
P0502NL	0.47	14.0	8	9	Big Foot	14.8	15	75
P0469NL	0.63	11.6	10	7	Big Foot	14.3	20	75
P0429NL	0.81	9.70	14	6	Big Foot	13.5	20	75
P0527NL	0.53	7.20	15	8	HCCI-68	7.7	15	100
P0353NL	0.59	5.60	21	7	LCCI-50	5.2	30	200
P0422NL	0.77	4.70	40	6	LCCI-50	4.9	30	200
P0421NL	0.22	3.30	60	5	LCCI-50	4.7	30	200
P0420NL	1.32	3.30	60	4	LCCI-50	4.6	30	200
P0351NL	1.47	2.80	80	3	LCCI-50	4.3	30	200
P0473NL	0.88	1.63	110	2	Polecat	1.5	35	500
P0354NL	1.17	1.22	200	1	Polecat	1.4	35	500

- Notes:**
1. The current rating (I_{rated}) is based upon the temperature rise of the component and represents the rms current which will cause a typical temperature rise of 40C.
 2. Optional Tape & Reel packaging can be ordered by adding a "T" suffix to the part number (i.e. P0502 becomes P0502T). Pulse complies to industry standard tape and reel specification EIAv481.
 3. The temperature of the component (ambient plus temperature rise) must be within the stated operating temperature range.

Impedance Curves



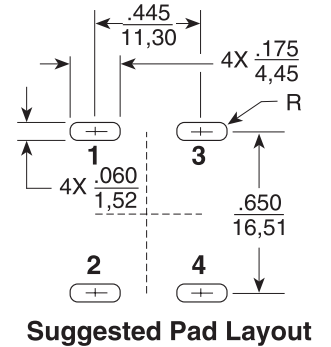

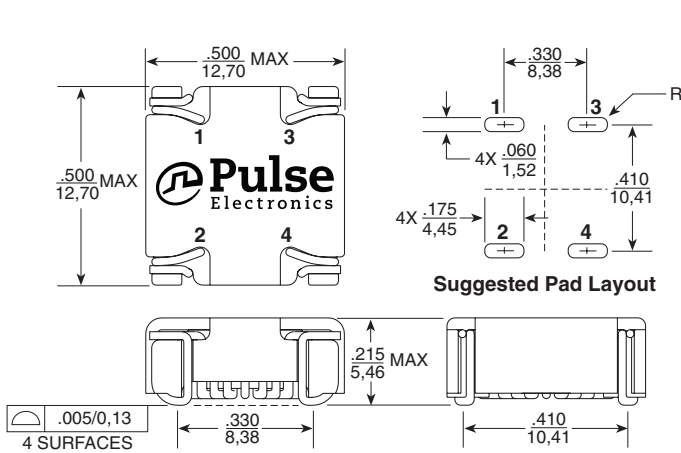
SMT Common Mode Chokes

1.22A to 14.0 A

Mechanicals

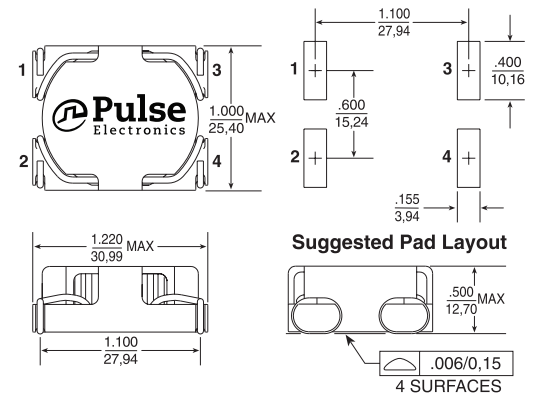
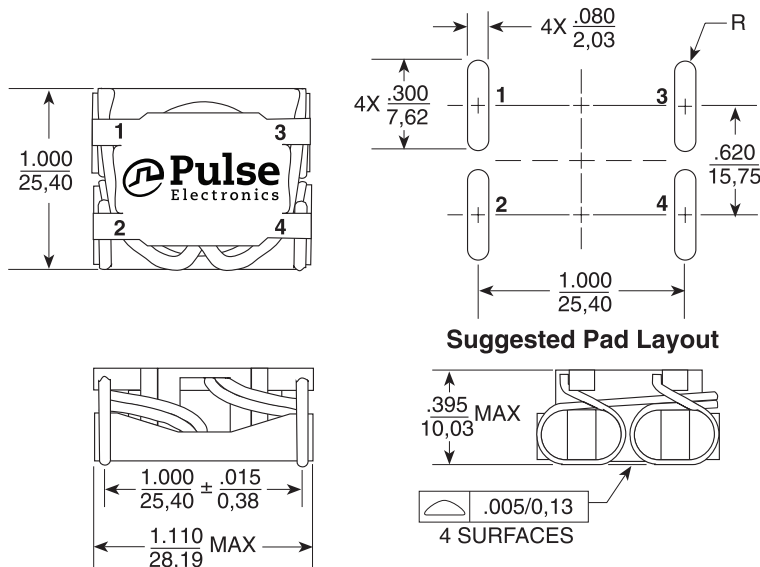
Polecat

LCCI-50

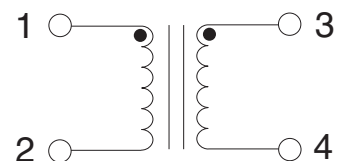


HCCI-68

Big Foot



Schematic



Dimensions: $\frac{\text{Inches}}{\text{mm}}$
 Unless otherwise specified, all tolerances are $\pm \frac{.005}{0,13}$