


Multi-Layer Common Mode Chip Choke

0201/0302/0403 Series



- For high speed differential signal lines (USB, LVDS, MIPI, MDDI, MHL, HDMI, DVI.)
- Suppression of common mode noise without attenuating the signal
- Multilayer -40~+85°C design

Electrical Specifications @ 25°C

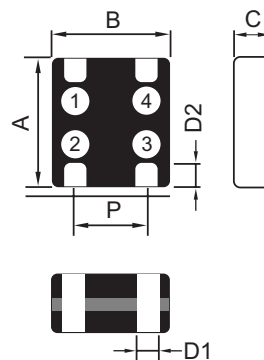
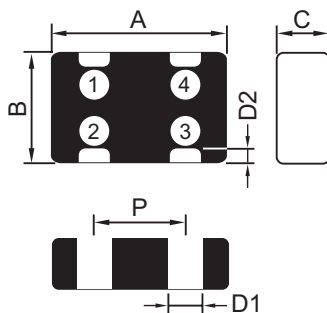
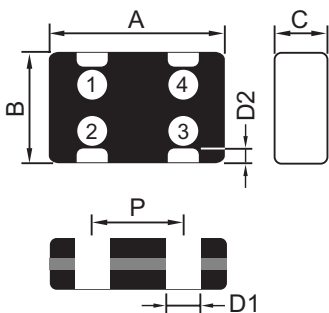
Part Number	Common Mode Impedance (Ω)	Test Frequency (MHz)	Rated Voltage (Vdc) MAX	Insulation Resistance (MΩ) MIN	DC Resistance (Ω) MAX	Rated Current (mA) MAX
PE-0201MCMC600ST	60±25%	100	5	100	4.75	50
PE-0201MCMC900ST	90±25%	100	5	100	6.5	50
PE-0302MCMC120GT	12±5Ω	100	5	100	2.5	130
PE-0302MCMC470MT	47±20%	100	5	100	5	100
PE-0302MCMC900MT	90±20%	100	5	100	6.5	100
PE-0403MCMC400ST	40±25%	100	5	100	2.5	100
PE-0403MCMC900ST	90±25%	100	5	100	4.5	100

Tolerance: G = ±5Ω, M = ±20%, S = ±25%

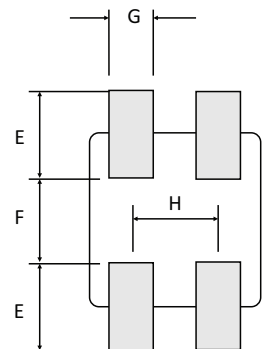
Mechanical

Size	Chip Size				Land Patterns For Reflow Soldering					
	A	B	C	P	D1	D2	E	F	G	H
0201	0.65±0.05	0.50±0.05	0.30±0.05	0.40±0.10	0.15±0.10	0.12±0.10	0.27-0.33	0.17-0.23	0.20-0.26	0.48
0302	0.85±0.05	0.65±0.05	0.40±0.05	0.50±0.10	0.27±0.10	0.20+0.05/-0.1	0.25-0.35	0.25-0.35	0.25-0.35	0.50
0403	1.25±0.15	1.0±0.15	0.55±0.10	0.55±0.10	0.30±0.10	0.20±0.10	0.45-0.55	0.70-0.80	0.25-0.35	0.55

PE-0201MCMC600ST
PE-0201MCMC900ST



SUGGESTED LAND PATTERN



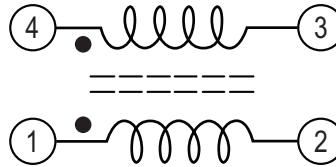
All Unit in mm

Unit Weight(0201) 0.0005 grams
(0302) 0.0009 grams
(0403) 0.0027 grams

Tape & Reel ...15000 (0201)/reel
10000 (0302)/reel
5000(0403)/reel

Schematic

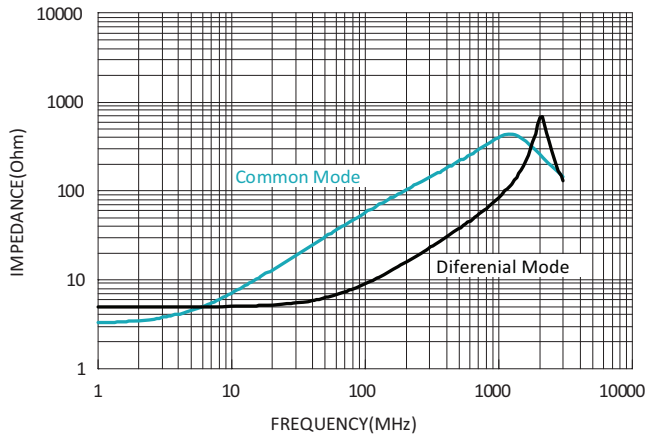
PE-XXXXXXXXXXXX



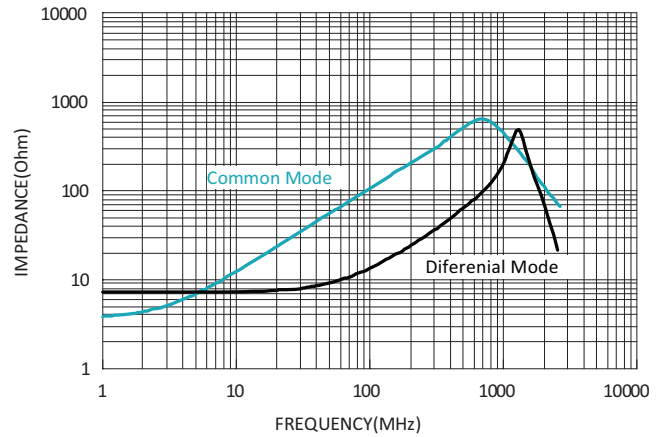
Impedance vs. Frequency

Characteristic Graphs

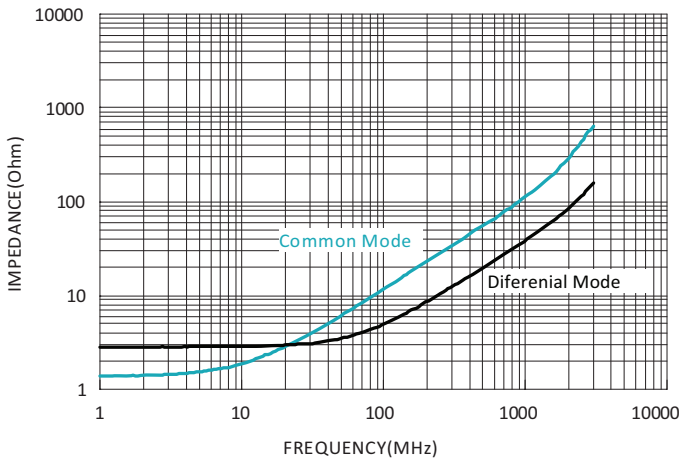
PE-0201MCMC600ST



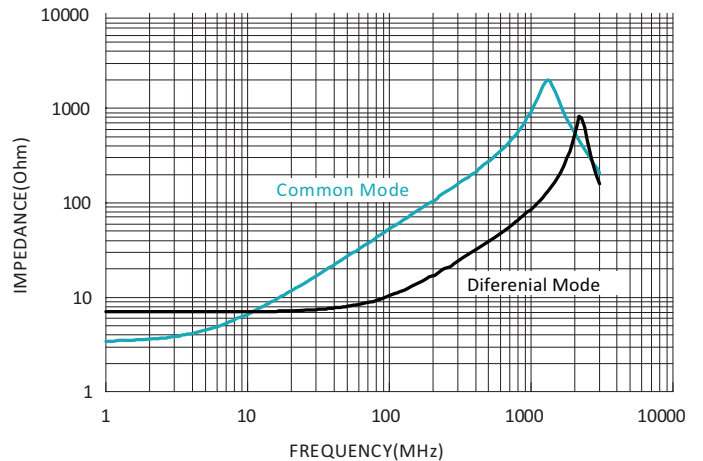
PE-0201MCMC900ST



PE-0302MCMC120GT

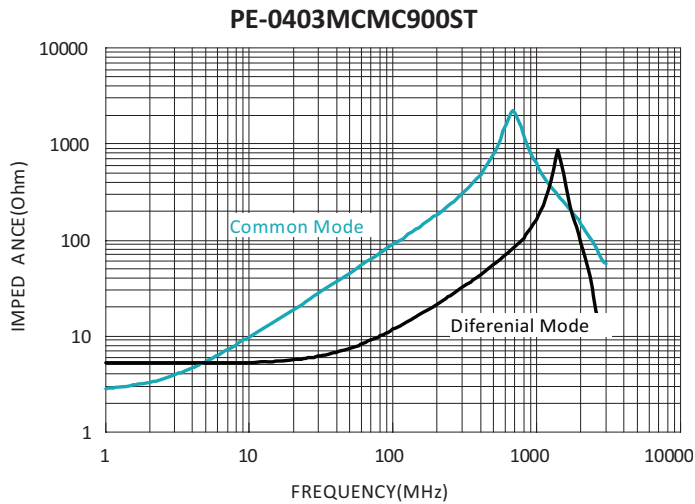
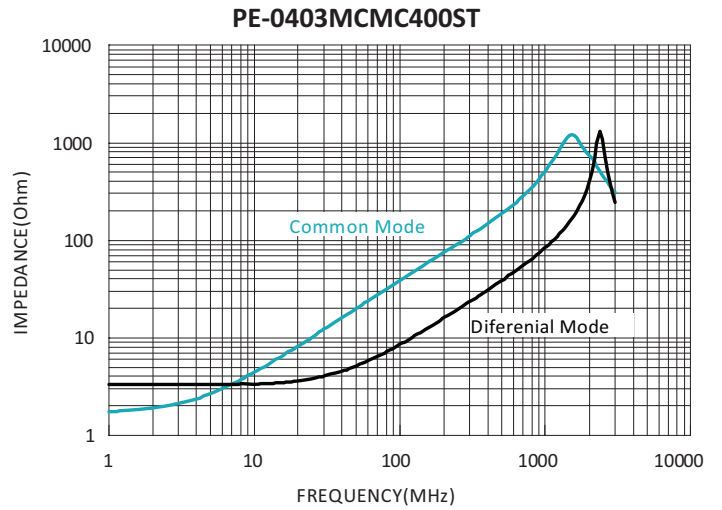
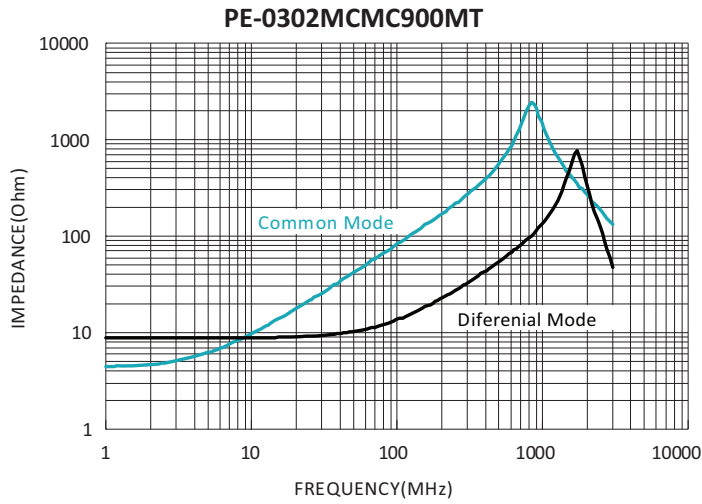


PE-0302MCMC470MT



Impedance vs. Frequency

Characteristic Graphs

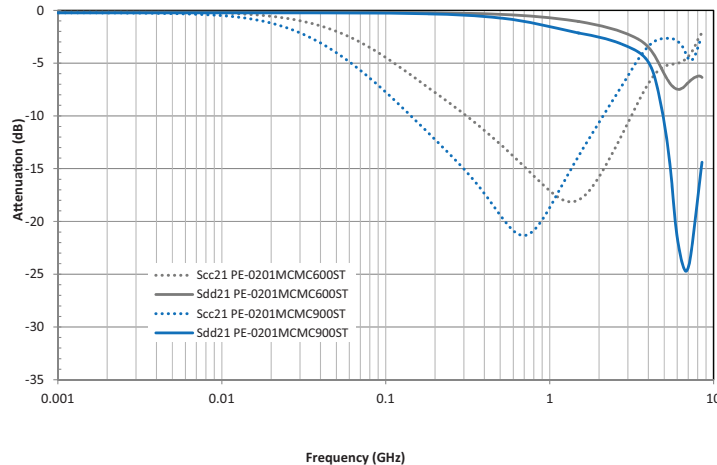


Multi-Layer Common Mode Chip Choke

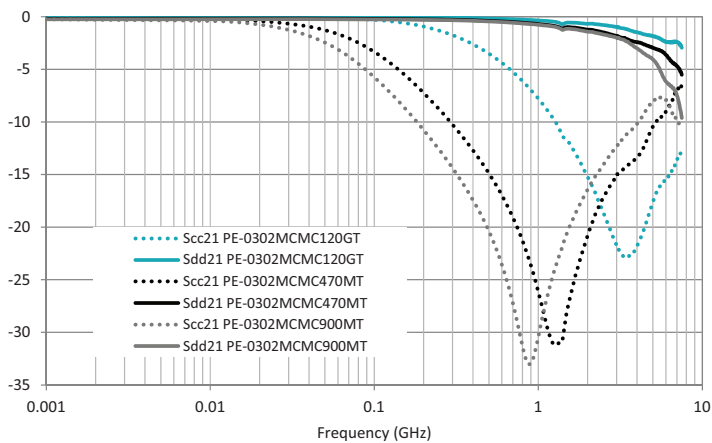
0201/0302/0403 Series

Characteristic Graphs - S Parameter

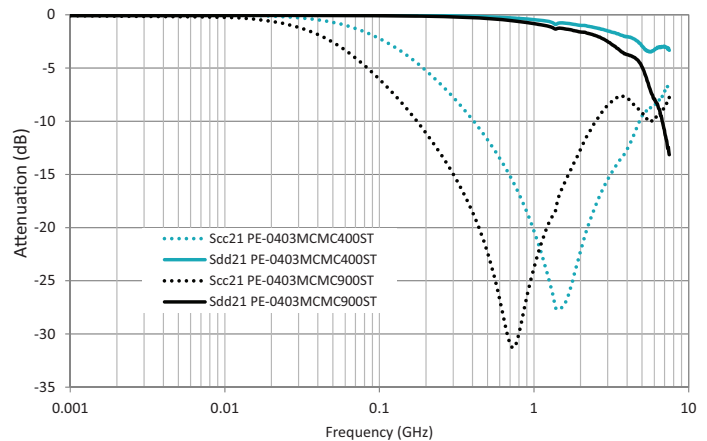
PE-0201MCMC series



PE-0302MMC Series



PE-0403MCMC Series



For More Information

Pulse Worldwide Headquarters

12220 World Trade Drive
San Diego, CA
92128
U.S.A.

Tel: 858 674 8100
Fax: 858 674 8262

Pulse Europe

Einsteinstrasse 1
D-71083 Herrenberg
Germany

Tel: 49 7032 78060
Fax: 49 7032 7806 135

Pulse China Headquarters

B402, Shenzhen Academy of
Aerospace Technology Bldg.
10th Kejian Road
High-Tech Zone
Nanshan District
Shenzhen, PR China 518057
Tel: 86 755 33966678
Fax: 86 755 33966700

Pulse North China

Room 2704/2705
Super Ocean Finance
Ctr.
2067 Yan An Road
West
Shanghai 200336
China

Tel: 86 21 62787060
Fax: 86 2162786973

Pulse South Asia

135 Joo Seng Road
#03-02
PM Industrial Bldg.
Singapore 368363

Tel: 65 6287 8998
Fax: 65 6287 8998

Pulse North Asia

3F, No. 198
Zhongyuan Road
Zhongli City
Taoyuan County 320
Taiwan R. O. C.
Tel: 886 3 4356768
Fax: 886 3 4356823 (Pulse)
Fax: 886 3 4356820 (FRE)

Performance warranty of products offered on this data sheet is limited to the parameters specified. Data is subject to change without notice. Other brand and product names mentioned herein may be trademarks or registered trademarks of their respective owners. © Copyright, 2016. Pulse Electronics, Inc. All rights reserved.