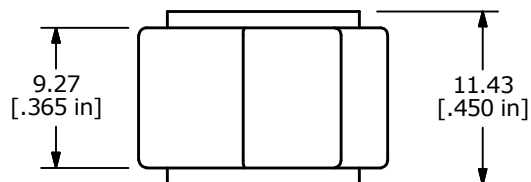
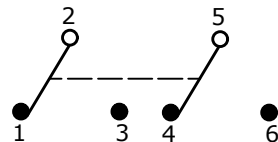


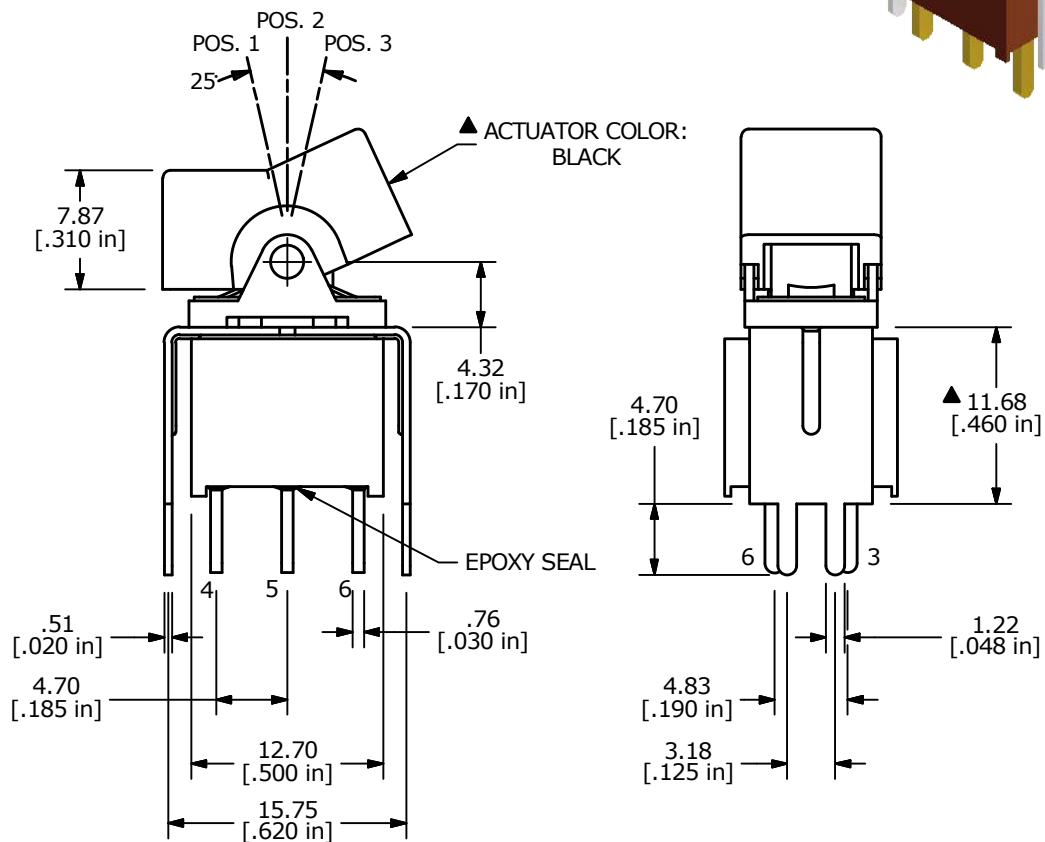
RECOMMENDED P.C. MOUNTING



SWITCH FUNCTION		
POS. 1	POS. 2	POS. 3
ON	OFF	ON
2-3	OPEN	2-1



CIRCUIT: DPDT



NOTE:

1. ALL DIMENSIONS IN MM [INCH]
2. GENERAL TOLERANCE: X.X=±0.4
X.XX=±0.25
3. TERMINAL NUMBERS FOR REF ONLY
4. PLATING MATERIAL: SILVER
- ▲ 5. RATING: 5A @120VAC or 28VDC
2A @250VAC
6. ELECTRIC LIFE: 30,000 MAKE-AND-BREAK CYCLES
AT FULL LOAD.
7. INSULATION RESISTANCE: 1,000 MEGA-OHM MIN.
8. DIELECTRIC STRENGTH: 1,000 V RMS @SEA LEVEL.
9. OPERATING TEMP.: -30°C to 85°C
10. ▲ DENOTES CRITICAL PARAMETER.
11. 2011/65/EU (ROHS) COMPLIANT



B	22707	UPDATED LAYOUT AND TERMINALS	2/16/17	MJR
A	12454	RELEASED FOR PRODUCTION	9/30/02	CJB
REV	PCR NO	DESCRIPTION	DATE	BY

TITLE 300AWDP3J1BLKVS2QE				
SCALE 2:1	DATE 9/30/2002	DR CJB	DWG T302112	REV B

THE INFORMATION CONTAINED IN THIS DOCUMENT IS PROPRIETARY TO E-SWITCH AND IS NOT TO BE COPIED OR TRANSFERRED