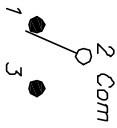


RECOMMENDED P.C.B. LAYOUT

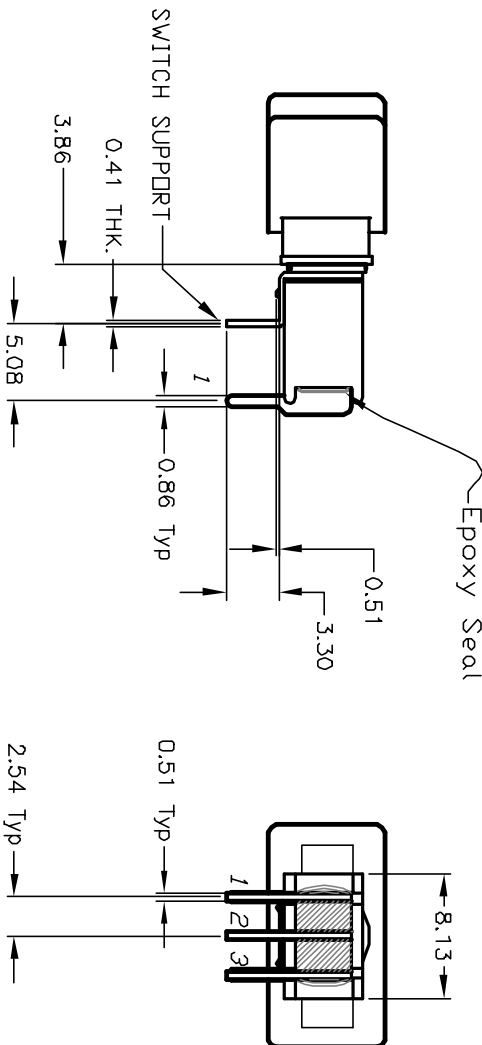
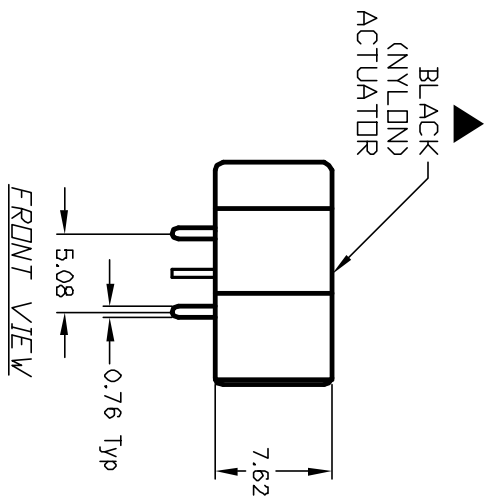
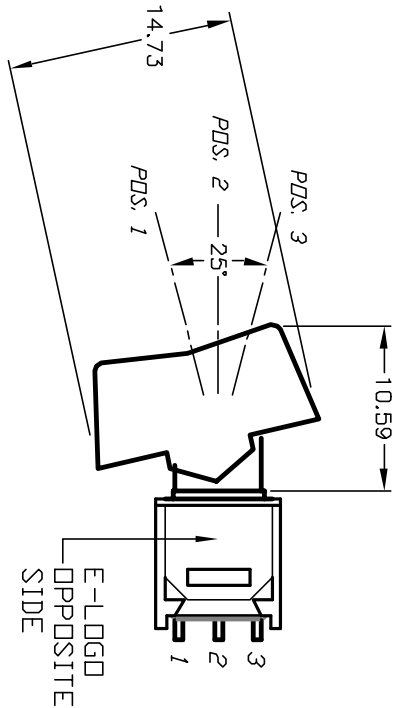


CIRCUIT: SPDT

SWITCH FUNCTION		
POS. 1	POS. 2	POS. 3
DN	NONE	DN
2-3	OPEN	2-1

NOTES:

1. ALL DIMENSIONS IN MM
2. GENERAL TOLERANCE: X.X=±0.4
X.XX=±0.25
3. TERM. NOS. FOR REF. ONLY
4. CONTACT RATING: 0.4VA @20VAC or 28VAC or DC
5. FIXED TERMINAL & MOVING CONTACT:
Cu alloy w/GOLD plate over Nickel.
6. ELECTRIC LIFE: 30,000 make-and-break cycles at full load.
7. INSULATION RESISTANCE: 1,000 M ohm min.
8. DIELECTRIC STRENGTH: 1,000 V RMS @sea level.
9. OPERATING TEMP.: -30°C to +85°C



REV.	ECN No.	DESCRIPTION	DATE	CHKD
A	12819	RELEASED FOR PRODUCTION	2/18/03	CJB

TITLE	SCALE	DATE	DR	DWG	REV
400 MSP-1 R1 (BLK) M6 RE (GOLD CONTACTS)	2:1	2/18/03	CJB	T411106	A

E-SWITCH®

THE INFORMATION CONTAINED IN THIS DOCUMENT IS PROPRIETARY TO E-SWITCH AND IS NOT TO BE COPIED OR TRANSMITTED