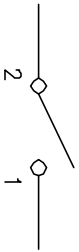
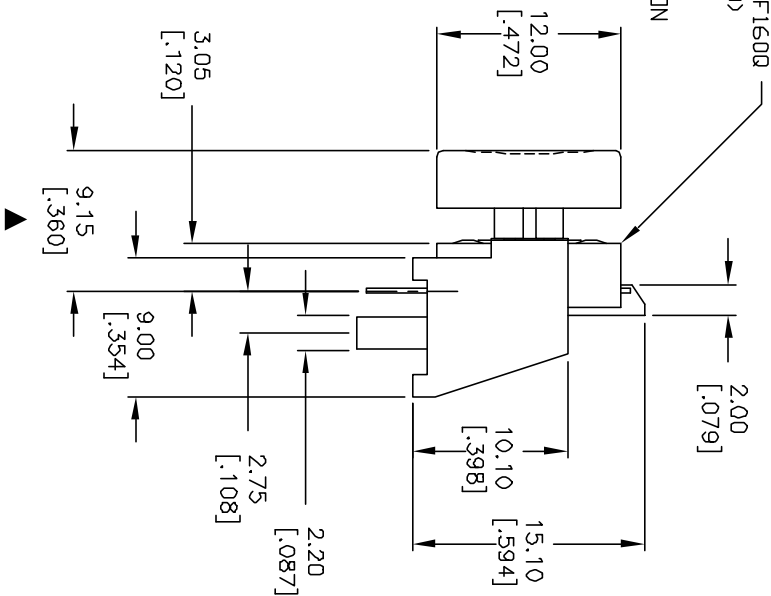
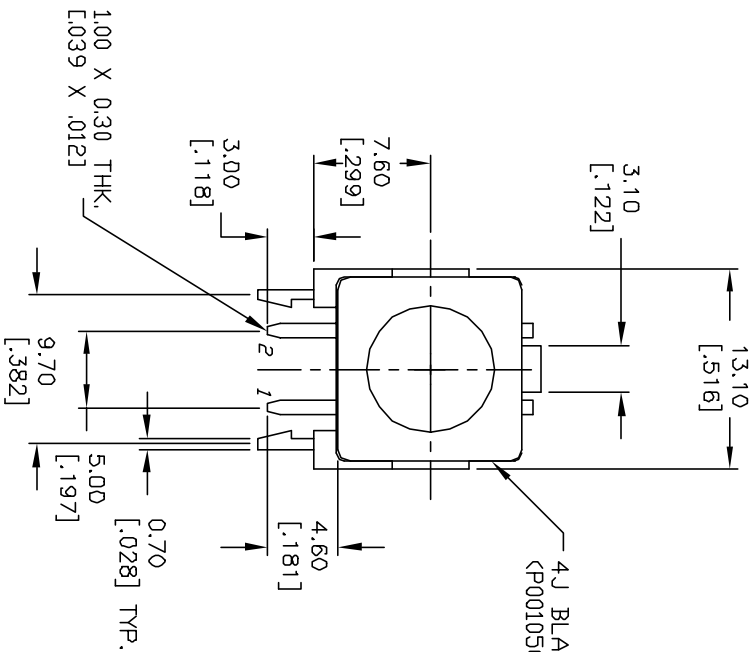


RECOMMENDED P.C.B. LAYOUT



CIRCUIT: SPST



NOTES:

1. ALL DIMENSIONS IN MM [INCH]
2. GENERAL TOLERANCE: X.X=±0.4 X.XX=±0.25
3. TERM. NOS. FOR REF. ONLY
4. RATING: 50mA, @12V DC
5. CONTACT MATERIAL: SILVER
5. TRAVEL: 0.30±0.15mm
6. OPERATING FORCE: 160±50gf
7. CONTACT RESISTANCE: 100 MILLIΩ Max.
8. ELECTRICAL LIFE: 100,000 CYCLES MIN.
9. MAJOR DIMENSIONS

REV.	ECN No.	DESCRIPTION	DATE	CHKD
A	11790	RELEASED FOR PRODUCTION	10/25/01	CJC

TITLE	SCALE	DATE	DR	DWG	REV
TL 1100C F160 Q (4J BLK)	2:1	10/25/01	CJC	XP0096P	A

**E-SWITCH®**

THE INFORMATION CONTAINED IN THIS DOCUMENT IS PROPRIETARY TO E-SWITCH AND IS NOT TO BE COPIED OR TRANSMITTED