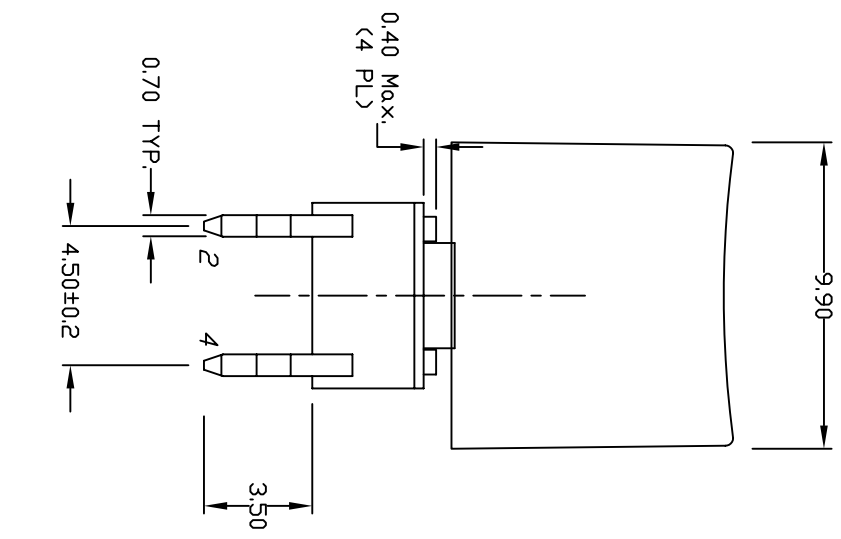
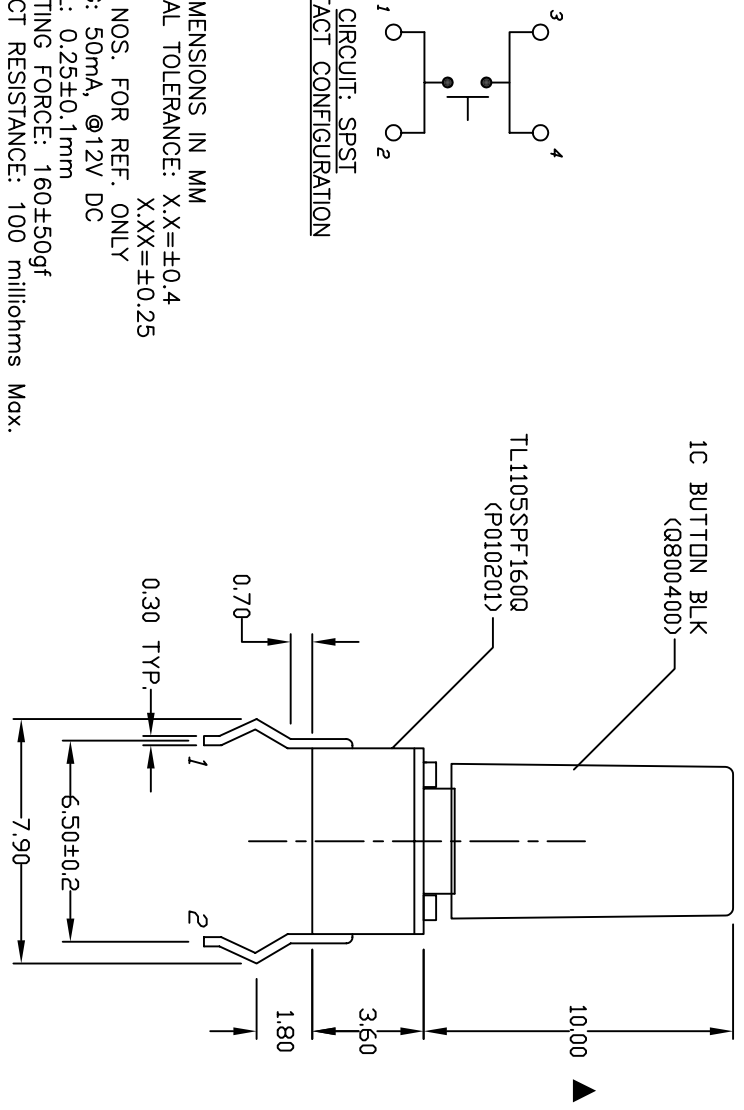
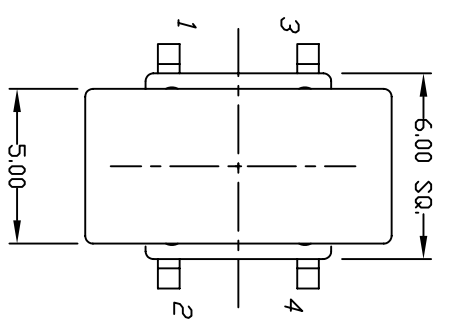
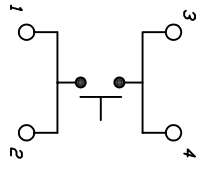


RECOMMENDED P.C.B. LAYOUT



CIRCUIT: SPST
CONTACT CONFIGURATION



- NOTES:
1. ALL DIMENSIONS IN MM
 2. GENERAL TOLERANCE: X.X=±0.4
X.XX=±0.25
 3. TERM. NOS. FOR REF. ONLY
 4. RATING: 50mA, @12V DC
 5. TRAVEL: 0.25±0.1mm
 6. OPERATING FORCE: 160±50gf
 7. CONTACT RESISTANCE: 100 milliohms Max.
 8. ELECTRICAL LIFE: 100,000 CYCLES MIN.
 9. DESIGNATE MAJOR DIMENSIONS
 10. 2002/95/EC (ROHS) COMPLIANT

B	16005	UPDATE NOTES AND CAP PART NO.	5/04/06	CT
A		RELEASED	4/30/02	CJB
REV.	ECN No.	DESCRIPTION	DATE	CHKD

TITLE		TL 1105 SP F160 Q/1C BLK - VERTICAL		
SCALE	DATE	DR	DWG	REV
4:1	4/30/02	CJB	XP0127A	B



THE INFORMATION CONTAINED IN THIS DOCUMENT IS PROPRIETARY TO E-SWITCH AND IS NOT TO BE COPIED OR TRANSFERRED