

REVISION Z

DO NOT SCALE FROM THIS PRINT

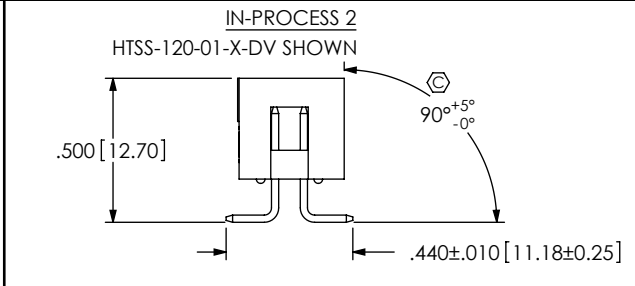
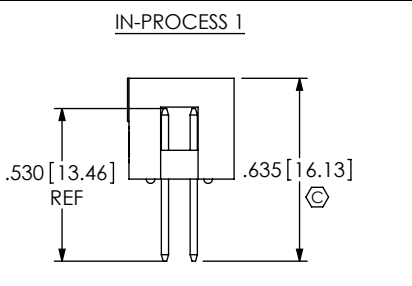
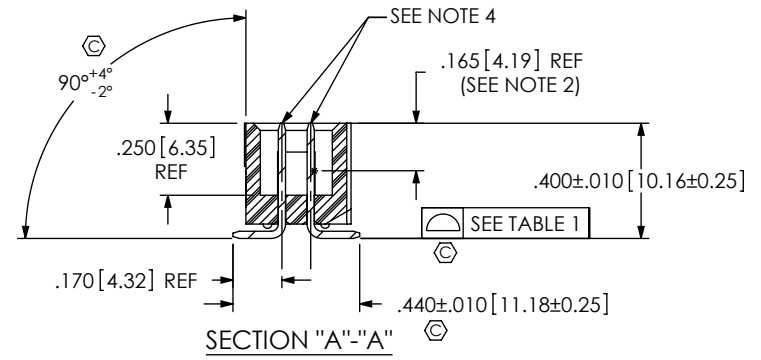
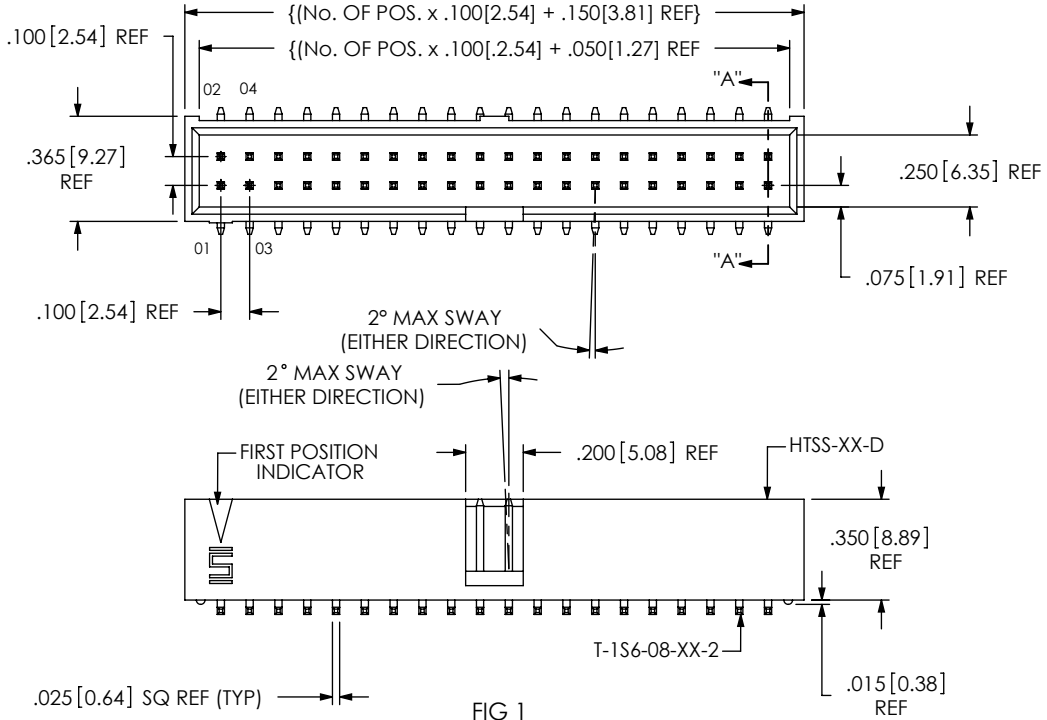
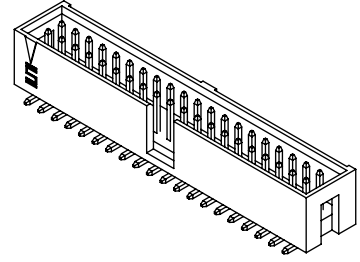
NOTES:

1. $\text{\textcircled{C}}$ REPRESENTS A CRITICAL DIMENSION.
2. ASSEMBLE GOLD PLATED END AS SHOWN.
3. TERMINAL PUSHOUT FORCE: 2 LBS BEFORE HEAT.
4. TERMINALS TO BE FLUSH TO .010[.25] BELOW TOP OF SHROUD.
5. MATES ONLY WITH SSW, SSQ, SSM, BCS, ESW, ESQ.

POSITIONS	COPLANARITY
-02 THRU -15	.0040[.102]
-16 THRU -36	.0060[.152]

HTSS-1XX-01-XX-DV-X-XX-X-XX

- No OF POSITIONS
-02 THRU -36 (PER ROW)
- LEAD STYLE
-01: SURFACE MOUNT (USE T-1S6-08-XX-2)
- PLATING SPECIFICATION
-T: MATTE TIN ON CONTACT AND TAIL
-S: 30 μ " SELECTIVE GOLD IN CONTACT AREA, MATTE TIN ON TAIL
-L: 10 μ " SELECTIVE GOLD IN CONTACT AREA, MATTE TIN ON TAIL
-H: 30 μ " HEAVY GOLD IN CONTACT AREA, 3 μ " ON TAIL
-TM: MATTE TIN ON CONTACT AREA AND TAIL
-SM: 30 μ " SELECTIVE GOLD IN CONTACT AREA, MATTE TIN ON TAIL
-LM: 10 μ " LIGHT SELECTIVE IN CONTACT AREA, MATTE TIN ON TAIL
-SS: 30 μ " STRIP SELECTIVE ON CONTACT, MATTE TIN ON TAIL (SEE NOTE 5).
- TR: TAPE & REEL (POSITIONS -02 THRU -25 ONLY)
- P: PICK & PLACE PAD (USE PPP-22)
- POLARIZATION OPTION
-XX: INDICATES POSITION OMITTED
- A: ALIGNMENT PIN (* ASO OPTION) (FIG 3 SHT 2)
- ROW SPECIFICATION
-DV: DOUBLE VERTICAL (USE HTSS-XX-D)



UNLESS OTHERWISE SPECIFIED, DIMENSIONS ARE IN INCHES.
TOLERANCES ARE:
DECIMALS ANGLES
.XX: ±.01 [.3] 2°
.XXX: ±.005 [.13]
.XXXX: ±.0020 [.051]

PROPRIETARY NOTE
THIS DOCUMENT CONTAINS INFORMATION CONFIDENTIAL AND PROPRIETARY TO SAMTEC, INC. AND SHALL NOT BE REPRODUCED OR TRANSFERRED TO OTHER DOCUMENTS OR DISCLOSED TO OTHERS OR USED FOR ANY PURPOSE OTHER THAN THAT WHICH IT WAS OBTAINED WITHOUT THE EXPRESSED WRITTEN CONSENT OF SAMTEC, INC.

MATERIAL: DO NOT SCALE DRAWING SHEET SCALE: 1:0.6666666666666666
INSULATOR: LCP, UL 94 VO COLOR: NATURAL
TERMINAL: PHOS BRONZE
F:\DWG\MISC\MKTG\HTSS-1XX-01-XX-DV-X-XX-X-XX-MKT.SLDDRW

samtec
520 PARK EAST BLVD, NEW ALBANY, IN 47150
PHONE: 812-944-6733 FAX: 812-948-5047
e-Mail: info@SAMTEC.com code: 55322

DESCRIPTION: HIGH TEMP TOP SHROUD

DWG. NO. HTSS-1XX-01-XX-DV-X-XX-X-XX
BY: T. WERNE 07/14/2001 SHEET 1 OF 2

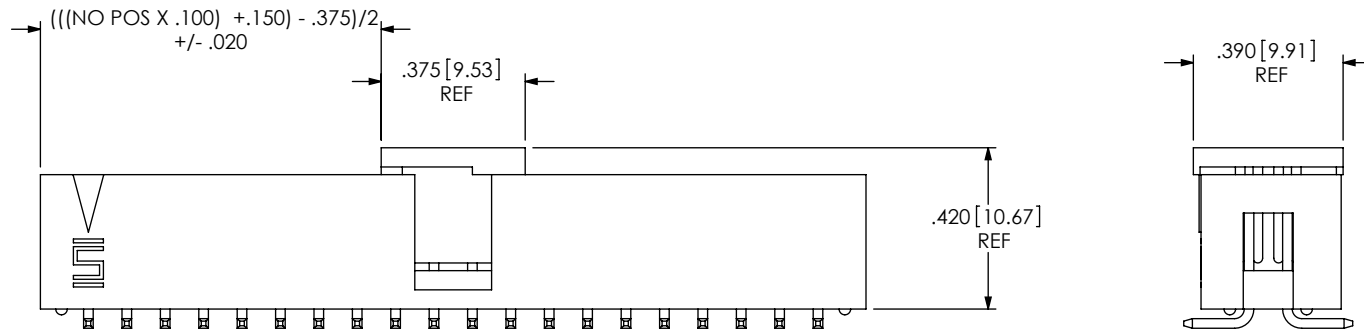


FIG 2
 -P: PICK & PLACE PAD OPTION
 (SAME AS FIG. 1 UNLESS OTHERWISE STATED)

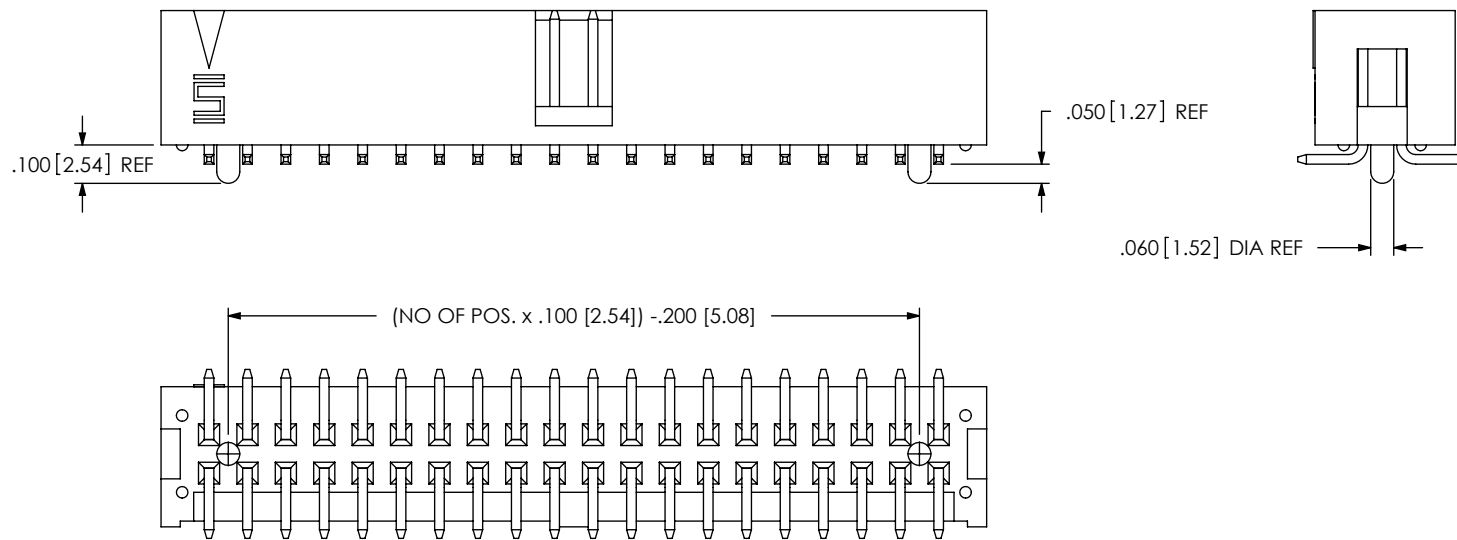
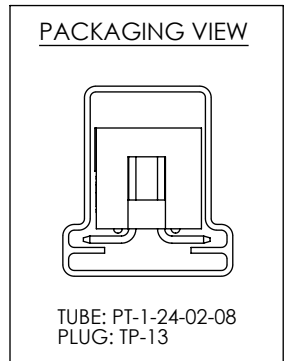


FIG 3
 -A: ALIGNMENT PIN OPTION
 (SAME AS FIG. 1 UNLESS OTHERWISE STATED)



<p>PROPRIETARY NOTE THIS DOCUMENT CONTAINS INFORMATION CONFIDENTIAL AND PROPRIETARY TO SAMTEC, INC. AND SHALL NOT BE REPRODUCED OR DISCLOSED TO OTHERS OR USED FOR ANY PURPOSE OTHER THAN THAT WHICH IT WAS OBTAINED WITHOUT THE EXPRESSED WRITTEN CONSENT OF SAMTEC, INC.</p> <p>DO NOT SCALE DRAWING</p> <p>SHEET SCALE: 1.5:1</p>		
	<p>520 PARK EAST BLVD, NEW ALBANY, IN 47150 PHONE: 812-944-6733 FAX: 812-948-5047 e-Mail: info@SAMTEC.com code: 55322</p>	
	<p>DESCRIPTION: HIGH TEMP TOP SHROUD</p>	
	<p>DWG. NO. HTSS-1XX-01-XX-DV-X-XX-X-XX</p>	
<p>BY: T. WERNE 07/14/2001</p>		<p>SHEET 2 OF 2</p>