

Bulgin's range of [high quality rocker switches](#) includes a huge choice of [single](#) and [double pole](#) options available in various sizes, colours, terminations, actuator types and [ratings up to 16A, 250Vac](#), allowing for virtually any design configuration.

- Available types: Ultra-thin, Miniature, Twin unit, Miniature round and Standard
- Rating from 10A, 250V ac up to 20A, 277V ac
- Single & double pole variants available
- Push-on, solder & PCB terminals
- Illuminated and non-illuminated options
- High in-rush (ON-OFF types)
- Matching Indicators
- Splash resistant options
- Choice of bezel styles and sizes, panel cut-outs and actuators
- Choice of switching circuits including 3 position



# 8800 Thinline Rocker Switches

10A 250Vac

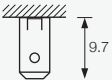

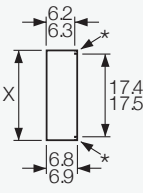
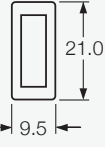
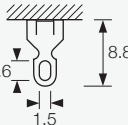

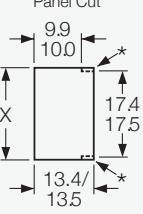
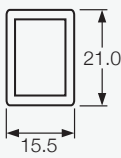
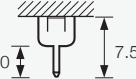

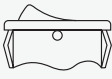


### Key Features

- Ultra thin rocker switch
- Ratings up to 15A, 250Vac
- Single and twin gang
- Panel cut out:  
Single 19.3 x 6.8  
Twin 19.3 x 13.4

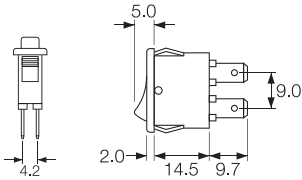
### Approvals and specifications

- 10(6)A 250Vac T100 1E4 (10,000 Operations)  
6(2)A 250Vac T100 5E4 (50,000 Operations)  
Inrush rating 10/50A 1E4 (10,000 Operations)
- UL CSA 15A 250Vac (Twin unit is 10A 250Vac)  
UL CSA 125Vac 1/2hp  
UL 100°C, file E45221, CSA file LR10990
- 3mm contact gap.

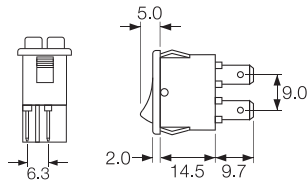
Terminal	Function	Rocker	Body	Body Colour	Rocker Colour
<b>H</b> 	 Switches are ON when pressed over terminal 1		<b>A. Single pole</b>  Panel Cut  Bezel   *Optional profile for orientation	<b>B</b> Black	<b>B</b> Black
<b>T</b> 	<b>8800</b>  ON - OFF Single pole		<b>B. Single pole - Twin</b>  Panel Cut  Bezel   *Optional profile for orientation	<b>R</b> Red	<b>R</b> Red
<b>X</b> 	<b>8800</b>  ON - OFF Twin pole		  Panel thickness 0.75-1.2 1.25-1.99 2.00-3.00  Dim X 19.1/19.2 19.3/19.4 19.7/19.8  Cut-outs must be punched in the direction of insertion	<b>W</b> White	<b>W</b> White

Dimensions

8800VA (H terminals shown)



8800V/8800VA (H terminals shown)



Legend	Legend Colour	Options
<div>Blank</div>	<div>Blank</div>	<div>Finish</div> <div>Matt finish only.</div>
<div>132</div>	<div>B</div> <div>Black</div>	<div>Colour</div> <div>Call sales for custom colours.</div> <div>A full range is available for large orders.</div>
	<div>W</div> <div>White</div>	<div>Legend printing</div> <div>Select from the examples or call sales for custom legends.</div>

Examples



⌘ X8800VA



⌘ X8800VA  
⌘ T8800VA - - -



⌘ X8800VA  
⌘ T8800VA - - -



⌘ H8800V/H8800VA  
⌘ T8800V/T8800VA



⌘ H8800V/H8800VA  
⌘ T8800V/T8800VA

# 8500 Rocker Switches - Miniature

10A 250Vac Single & Double Pole



## Key Features

- Miniature rocker switch
- Ratings up to 15A, 250Vac
- Single & double pole in same body size
- Illuminated & non-illuminated
- Matching indicators
- Industry standard panel cut-out
- Rotary and push button actuator options
- BioCote antimicrobial option
- Panel cut out: 19.3 x 12.9

## Approvals and specifications

10(6)A 250Vac T125 IE4 (non lit types)  
6(4)A 250Vac T125 5E4 (50,000 Operations)  
10(6)A 250Vac T100 (lit types)

UL CSA 15A Non Ind 250Vac, 14A Ind 250Vac, 10A 277Vac  
UL CSA 250Vac 1/2hp, 125Vac 1/4hp  
UL 105°C, (non lit) file E45221, CSA file LR10990

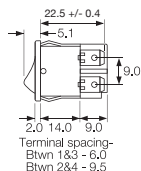
BioCote antimicrobial additive. Independently verified to ISO22196:2007.

3mm contact gap.

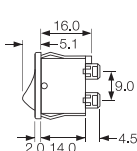
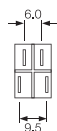
Terminal	Function	Rocker	Body	Body Colour	Rocker Colour
<b>H</b> 	 ON OFF Switches are ON when pressed over terminal 1	<b>H</b> Slotted for custom caps 	<b>B</b> Standard body with terminal barrier 	<b>B</b> Black	<b>B</b> Black
<b>K</b> 	<b>8500</b> ON - OFF Single pole (Uses terminals 1a & 2a)	<b>R</b> Semi-rotary (not lit) 	<b>BC</b> Body without terminal barrier 	<b>R</b> Red	<b>R</b> Red
<b>L</b> 	<b>8503</b> ON (lit) - OFF Single pole	<b>D</b> Paddle lever (not lit) 	Dimensions for snap-in fixing Panel thickness: 0.75-1.25, 1.25-2.00, 2.00-3.00 Dim X: 19.1/19.2, 19.3/19.4, 19.7/19.8 Right angle version of K terminal available on 8500 only	<b>W</b> White	<b>W</b> White
<b>R</b> 	<b>8550</b> ON - OFF Double pole	<b>V</b> Curved (not lit) 	Cut-outs must be punched in the direction of insertion		
<b>T</b> 	<b>8553</b> ON (lit) - OFF Double pole	<b>V</b> Curved (lit) 			
	<b>8580</b> Available with H terminals only Indicator UL/CSA E83363	<b>X</b> Two colour (not lit) 			
		<b>A</b> Softline lens 			
		<b>P</b> Push button operation (8500 only) See drawing opposite			

## Dimensions

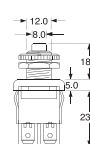
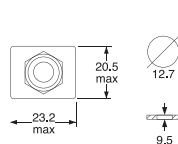
“B” body with barrier for H, T and K terminals




“BC” body w/o barrier primarily for L or R terminals (can be used for all terminals)



‘PO’ Actuator and body - push button function (8500 only)



Insert Colour	Lamp Voltage	Legend	Legend Colour	Options	Biocote
<b>X</b> Rocker Only	Blank	Blank	Blank	<b>Finish</b> Matt finish only.	<b>B</b> Biocote
<b>R</b> Red	<b>2</b> 125V Neon	<b>076</b>	<b>B</b> Black	<b>Colour</b> Call sales for custom colours. A full range is available for large orders.	
<b>W</b> White	<b>3</b> 250V Neon		<b>W</b> White	<b>Legend printing</b> Select from the examples or call sales for custom legends.	
Leave blank for other Rocker types	<b>7</b> 12V Filament			<b>Lamp voltage</b> Call sales for details of available voltages.	
	<b>8</b> 24V Filament			<b>Protective cover L167</b> Snaps on to bodies with V or X style rockers and A lens. This reduces panel thickness by 0.8mm.	
					
				<b>BioCote Antimicrobial Additive</b> Moulded components have antimicrobial properties using BioCote silver ion technology.	

## Examples



H8500VB ---  
T8500VB ---



H8550VB ---  
T8550VB ---



H8550HB ---  
T8550HB ---



H8550XB ---  
T8550XB ---



H8550RB Semi-rotary  
A splash proofing option



H8500PO ---  
Pushbutton option



H8553VB ---  
T8553VB ---



H8580AB ---

# 8600 Rocker Switches - Miniature

10A 250Vac Single & Double Pole



## Key Features

- Miniature rocker switch
- Ratings up to 16A, 250Vac
- Single & double pole
- ON/OFF, C/O, biased and centre off switching
- Push on, solder and PCB terminals
- Illuminated and non illuminated
- Matching indicators
- Panel cut out single: 19.3 x 12.9 double: 19.3 x 21.9

## Approvals and specifications

10(4)A 250Vac T90 (unless noted below)

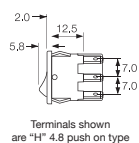
UL CSA See ratings below  
UL 65°C, file E45221, CSA file LR10990

3mm contact gap except where marked  $\mu$ .

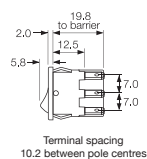
Terminal	Function	Rocker	Body	Body Colour
<b>H</b>  <b>T</b>  <b>X</b>  Double Pole switches with "X" terminals are supplied without terminal barriers	Approvals & ratings vary with function  <b>8600</b> 10(4)A 16A 250V, 10A 277V 1/2HP 277V, 1/4HP 125V ON - OFF  <b>8601</b> 6(1)A 16A 250V, 6A 277V ON - OFF (momentary ON)  <b>8602</b> 10A 6A 277V ON - OFF (momentary OFF)  <b>N/A</b> ON - OFF Lit  <b>8610</b> 6(1)A 10A 277V 1/2HP 277V, 1/4HP 125V ON - ON  <b>8611</b> 6A 277V ON - ON (momentary 1 side)  <b>8620 <math>\mu</math></b> ON - OFF - ON  <b>8630</b> 6(1)A UL E63363 CSA LR29381 KEMA-KUER Indicators  ON OFF Switches are ON when pressed over terminal 3  <b>8650</b> 10(4)A 10A 277V 1/2HP 277V, 1/4HP 125V ON - OFF  <b>8651</b> 6(1)A 6A 277V ON - OFF (momentary ON)  <b>8652</b> 10(4)A 6A 277V ON - OFF (momentary OFF)  <b>8653</b> 10(4)A 6A 277V ON - OFF Lit  <b>8660</b> 6(1)A 10A 277V 1/2HP 277V, 1/4HP 125V ON - ON  <b>8661</b> 6A 277V ON - ON (momentary 1 side)  <b>8670 <math>\mu</math></b> ON - OFF - ON  <b>N/A</b>	<b>V</b> Curved  <b>V</b> Curved (lit)  <b>H</b> Slotted for actuator (8600 and 8610 only)  <b>F</b> Flat Indicator only (Single pole)  Slots for snap-in buttons	<b>B</b> Single pole Panel cut out  Bezel  Single Pole dimensions for snap-in fixing Panel thickness 0.75-1.25 1.25-1.99 2.00-3.00 Dim X 19.1/19.2 19.3/19.4 19.7/19.8  <b>B</b> (Double Pole) with terminal barrier  <b>BC</b> (Double Pole) w/o terminal barrier Panel cut out  Bezel  Double Pole dimensions for snap-in fixing Panel thickness 0.75-1.24 1.25-1.99 2.00-3.00 Dim X 19.1/19.2 19.3/19.4 19.7/19.8  Cut-outs must be punched in the direction of insertion	<b>B</b> Black  <b>R</b> Red  <b>W</b> White


## Dimensions

Single pole



Double pole



Rocker Colour	Lamp Voltage	Legend	Legend Colour	Options
Lit (DP)				
<b>A</b> Amber	Blank	Blank	Blank	<p><b>Finish</b> Matt finish only.</p> <p><b>Colour</b> Call sales for custom colours. A full range is available for large orders.</p> <p><b>Legend printing</b> Select from the examples or call sales for custom legend.</p> <p><b>Lamp voltage</b> Call sales for details of available voltages.</p> <p><b>Blanking plate A8634FB</b> Dummy unit to fill unused panel holes. Single pole size only.</p> <p><b>Protective covers</b> L167 for SP L180 for DP Snap on to bodies with V rocker or F lens. This reduces panel thickness by 2.2mm.</p>  <p><b>Single Pole options</b> Most switches shown can have single pole switching in double pole bodies.</p>
<b>C</b> Clear	<b>2</b> 125V Neon	<b>076</b>	<b>B</b> Black	
<b>G</b> Green	<b>3</b> 250V Neon		<b>W</b> White	
<b>R</b> Red	<b>7</b> 12V Filament			
	<b>8</b> 24V Filament			
Lit (DP)				
<b>B</b> Black				
<b>R</b> Red				
<b>W</b> White				

## Examples



H8600VB ---  
T8600VB ---



H8600VB ---  
T8600VB ---



H8630FB ---  
T8630FB ---



H8650VB ---  
T8650VB ---



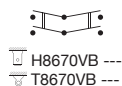
H8660VB ---  
T8660VB ---



H8653VB ---  
T8653VB ---

# 8620 & 8670 Rocker Switches

3 Positions - 10A 250Vac



## Key Features

- 3 position miniature rocker switch
- Panel cut out:  
single: 19.3 x 12.9  
double: 19.3 x 21.9
- Ratings up to 15A, 250Vac
- Single & double pole
- Centre off switching
- Push on, solder and PCB terminals
- Matching indicators

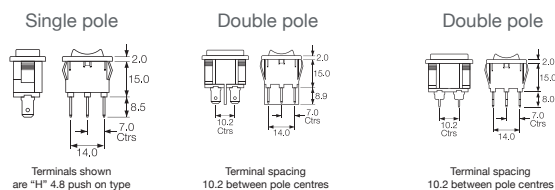
## Approvals and specifications


- 10(4)A 250Vac T90
- UL CSA 15A 277Vac (Single pole)
- UL CSA 250Vac 1/2hp (Single pole)
- UL CSA 125Vac 1/4hp (Single pole)
- UL CSA 10A 277Vac (Double pole)
- UL CSA 277Vac 1/2hp (Single & Double pole)
- UL 90°C, file E45221, CSA file LR10990
- μ contact gap.

Terminal	Function	Rocker	Body	Body Colour	Rocker Colour
<b>H</b>  4.8 x 0.8	<b>8620</b>  ON - OFF - ON Single pole	<b>V</b>  Curved	<b>B</b> Single pole  Panel thickness 0.75-1.24 1.25-1.99 2.00-3.00 Dim X 19.1/19.2 19.3/19.4 19.7/19.8	<b>B</b> Black	Lit (DP) <b>A</b> Amber
<b>T</b>  Ø2.15 Solder	<b>8670</b>  ON - OFF - ON Double pole	<b>H</b>  Slotted for actuator (8620 only)	<b>B</b> Single pole - Twin  Panel thickness 0.75-1.24 1.25-1.99 2.00-3.00 Dim X 19.1/19.2 19.3/19.4 19.7/19.8	<b>R</b> Red  <b>W</b> White	<b>C</b> Clear  <b>G</b> Green  <b>R</b> Red
<b>X</b>  4.0 8.0 PCB 0.8sq Double pole switches with X terminals are supplied without terminal barriers			Cut-outs must be punched in the direction of insertion		Lit (DP) <b>B</b> Black  <b>R</b> Red  <b>W</b> White



## Dimensions



Lamp Voltage	Legend	Legend Colour	Options
Blank	Blank	Blank	<p><b>Finish</b> Matt finish only.</p> <p><b>Colour</b> Call sales for custom colours. A full range is available for large orders.</p> <p><b>Legend printing</b> Select from the examples or call sales for custom legend.</p> <p><b>Lamp voltage</b> Call sales for details of available voltages.</p> <p><b>Blanking plate A8634FB</b> Dummy unit to fill unused panel holes. Single pole size only.</p> <p><b>Protective covers</b> L167 for SP L180 for DP Snap on to bodies with V rocker or F lens. This reduces panel thickness by 2.2mm.</p>  <p><b>Single Pole options</b> Most switches shown can have single pole switching in double pole bodies.</p>
<b>2</b> 125V Neon	<b>076</b>	<b>B</b> Black	
<b>3</b> 250V Neon		<b>W</b> White	
<b>7</b> 12V Filament			
<b>8</b> 24V Filament			

# 1250 Rocker Switches

10A 250Vac



C1250AP ---



C1250AN ---



### Key Features

- Standard rocker switch
- Double pole in single pole body
- Snap in or sub panel mount
- Integral terminal barrier
- Push on or PCB terminals
- Panel cut out: 27.2 x 12.4 (snap in) 26.3 x 12.4 (sub panel mount)

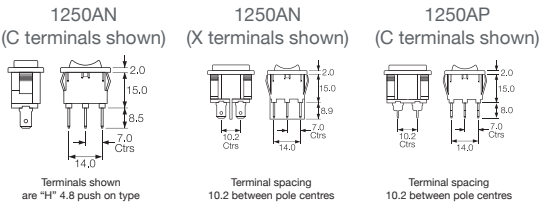
Terminal	Function	Rocker	Body	Body Colour	Rocker Colour
<b>C</b>  6.3 x 0.8	 <b>1250</b> On when pressed over terminal 1 <b>2a</b> ● ● <b>2</b> <b>1a</b> ● ● <b>1</b> ON - OFF Double pole Poles are 9.0mm between centres.	<b>A</b> Curved  Shown in N body	<b>N</b> Panel cut-out Sub-panel Facia Bezel Panel thickness 0.75-1.24 1.25-1.99 2.00-3.00 Dim X 26.1/26.2 26.3/26.4 26.7/26.8	<b>B</b> Black  <b>W</b> White	<b>B</b> Black  <b>W</b> White
<b>X</b>  PCB 0.8sq (N body only)	 <b>1250SP</b> On when pressed over terminal 1 <b>1a</b> ● ● <b>1</b> ON - OFF Single pole	 Shown in P body	<b>P</b> Panel cut out Bezel Panel thickness 0.75-3.00		<b>G</b> Grey

Cut-outs must be punched in the direction of insertion

Approvals and specifications

-  10(6)A 250Vac T100  
6A 400Vac T100  
1A 30Vdc
-  UL CSA 10A 250Vac  
UL CSA 16A 250Vac Resistive  
UL CSA 125Vac 1/2hp  
UL CSA 1A 30Vdc  
UL 100°C, file E45221, CSA file LR10990
- 3mm contact gap

Dimensions



Legend	Legend Colour	Options
<div>Blank</div>	<div>Blank</div>	<div>Finish</div> <div>Matt finish only.</div>
<div>085</div>	<div>B</div> <div>Black</div>	<div>Colour</div> <div>Call sales for custom colours.</div> <div>A full range is available for large orders.</div>
	<div>W</div> <div>White</div>	<div>Legend printing</div> <div>Select from the examples or call sales for custom legend.</div>

# 6000 SP Splash Resistant Rocker Switches

16A 250Vac



## Key Features

- Ratings up to 20A, 277Vac
- Positive switch action
- Distinctive styling
- Illuminated & nonilluminated
- Single pole
- Panel cut out: 30.1 x 11.1mm

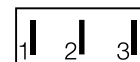
## Approvals and specifications

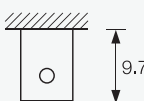



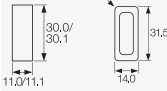
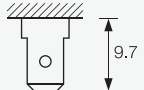



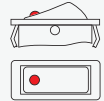
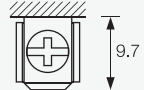




- European 16(4)A 250Vac T125, 10A 400Vac T125
- UL = 20A 277Vac, 1 1/2HP 250Vac 1HP 125Vac  
CSA = 20A 277Vac, 1HP 125Vac, 1/2HP 125Vac

3mm contact gap with Positive Break switching.  
Call factory for IP details.

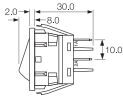
## Vary with Function

Approvals & ratings vary with function  
ON OFF Switches - ON when pressed  
over terminals 3.



Terminal	Function	Rocker	Body	Body Colour	Rocker Colour	Lamp Voltage
<b>C</b>  6.3 x 0.8	<b>6000</b>  ON - OFF  <b>6001</b>  ON - OFF (momentary ON)	<b>A</b> Softline Matt 	<b>L</b> Panel cut-out ** Bezel  30.0/30.1 11.0/11.1 R2.0 31.5 14.0  Cut-outs must be punched in the direction of insertion	<b>B</b> Black  <b>W</b> White	Lit (DP)  <b>A</b> Amber  <b>C</b> Clear  <b>G</b> Green  <b>R</b> Red  Lit (DP)  <b>B</b> Black  <b>R</b> Red  <b>W</b> White	Blank  <b>2</b> 125V Neon  <b>3</b> 250V Neon  <b>5</b> 12Vdc LED (P Rocker)  <b>6</b> 24Vdc LED (P Rocker)  <b>7</b> 12V Filament  <b>8</b> 24Vdc Filament
<b>H</b>  4.8 x 0.8	<b>6002</b>  ON - OFF (momentary OFF)  <b>6003</b>  ON - OFF Lit	<b>A</b> Softline Matt   <b>P</b> Lit window Matt 				
<b>S</b>  9.7  Screw & Clamp N/A for assemblies with 3 terminals	<b>6008</b>  ON - OFF Lit (Unswitched neutral)  <b>6009</b>  ON - OFF (momentary ON) Lit (Unswitched neutral)  <b>6010</b>  ON - ON  <b>6011</b>  ON - ON (momentary 1 side)					

### Dimensions




**Panel thickness**  
L 0.75 to 2.5mm  
\*\* For cut-out details  
on momentary switches  
call sales

### Integral Splash Resistance



Current carrying parts are protected from moisture. Droplets which may enter the switch are channelled out through ports in the switch body.  
For IP65 see options below

Legend	Legend Colour	Options
Blank	Blank	<b>G74</b> Protective Cover
<b>1223</b>	<b>B</b> Black	<b>Finish</b> Matt is standard.
		<b>Colour</b> Call sales for custom colours. A full range is available for large orders.
	<b>W</b> White	<b>Legend printing</b> Select from the examples or call sales for custom legends.
		<b>Lamp voltage</b> Call sales for details.
		<b>Protective cover</b> A snap on cover is available (add G after body code), this reduces panel thickness by 2mm.
		
		Panel sealing washer W46 is available, this reduces panel thickness by 1.2mm.
		Covers are not suitable for momentary types. For all options call the factory

### Examples



C6000AL - - -



C6000AL - - -



C6010AL - - -



C6003AL - - -




C6003PL - - -



C6030AL - - -

# 6050 DP Splash Resistant Switches

& Twin Switches - 16A 250Vac



## Key Features

- Ratings up to 20A, 277V ac
- BioCote antimicrobial option (Double pole only)
- Positive switch action
- DC LED Illumination Available
- Distinctive styling
- Panel cut out: 30.1 x 22.2mm
- Illuminated & non-illuminated
- Double pole

## Approvals and specifications

European 16(4)A 250Vac T125, 10A 400Vac T125

UL CSA (except 6054 & 6055 Switches)  
20A 277Vac, 250Vac 11/2hp, 125Vac 1hp

UL 100°C, file E45221, CSA file LR10990

BioCote antimicrobial additive.  
Independently verified to ISO22196:2007.

3mm contact gap with Positive Break switching.

Terminal	Function	Rocker	Body	Body Colour
<b>C</b>  6.3 x 0.8	<b>6050</b>  ON - OFF <b>6051</b>  ON - OFF (momentary ON) <b>6052</b>  ON - OFF (momentary OFF) <b>6053</b>  ON - OFF Lit <b>6054</b>  ON - OFF (momentary ON) Lit <b>6055</b>  ON - OFF (Single pole) (momentary ON) Lit <b>6056</b>  ON - OFF (Single pole) Isolated light <b>6057</b>  ON - OFF Isolated light <b>6058</b>  ON - OFF (Single pole) Lit	<b>A</b> Softline Matt  <b>A</b> Softline Matt  <b>P</b> Lit window Matt  Lit window 	<b>L</b> Double Pole Panel cut-out ** Bezel  <b>L</b> Twin units Contact sales for information on splash resistance and IP ratings 	Lit (DP) <b>A</b> Amber <b>C</b> Clear <b>G</b> Green <b>R</b> Red Un-Lit (DP) <b>B</b> Black <b>R</b> Red <b>W</b> White

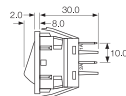
## Integral Splash Resistance



Current carrying parts are protected from moisture. Droplets which may enter the switch are channelled out through ports in the switch body.

For IP65 see options below

## Dimensions



Panel thickness

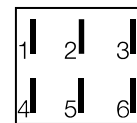
L 0.75 to 2.5mm



\*\* For cut-out details on momentary switches call sales

Terminal spacing - Poles 10.5 between centres

## Vary with Function

Approvals & ratings vary with function  
ON OFF Switches - ON when pressed over terminals 3 & 6.



Rocker Colour	Lamp Voltage	Legend	Legend Colour	Options	BioCote
<b>B</b> Black	Blank	Blank	Blank	<b>G74</b> Protective Cover	<b>B</b> BioCote
<b>R</b> Red	<b>2</b> 125V Neon	<b>1223</b>	<b>B</b> Black	<b>Finish</b> Matt is standard.	
<b>W</b> White	<b>3</b> 250V Neon		<b>W</b> White	<b>Colour</b> Call sales for custom colours. A full range is available for large orders.	
	<b>5</b> 12Vdc LED (P Rocker)			<b>Legend printing</b> Select from the examples or call sales for custom legends.	
	<b>6</b> 24Vdc LED (P Rocker)			<b>Protective cover</b> The 6050 series is a water through design. For a higher level of sealing, a snap on cover is available (add G after body code). This reduces panel thickness by 1mm.	
	<b>7</b> 12V Filament				
	<b>8</b> 24Vdc Filament			Panel sealing washer W42 is available. This reduces panel thickness by 1.00mm. Covers are not suitable for momentary types.	
				<b>IP Ratings</b> Call the sales for details.	
				<b>Terminal Link P1067</b> connects the poles of a double pole switch or twin unit.	
				# Mounting orientation may affect IP rating.	
				<b>BioCote Antimicrobial Additive</b> 	
				Moulded components have antimicrobial properties using BioCote silver ion technology. For all options call sales.	

## Examples



C6050AL - - -



C6053AL - - -



C6053PL - - -



C6000A/C6000AL



C6003P/C6003PL



C6003P/C6030AL

# 1500 Standard & 1300 High Inrush Switches

150A to EN61058-1 and 16A 250Vac



## Key Features

- Standard rocker switch
- Non-illuminated
- 150A inrush
- Choice of switching circuits including 3 position
- Choice of bezel styles
- Choice of panel cut outs
- Matching indicator
- Single pole
- Splash resistant option
- BioCote antimicrobial option
- DC LED Illumination Available for "P" Rocker
- Panel cut out 'A' style: 27.3 x 12.3mm

## Approvals and specifications

1500 Series 16(4)A 250Vac T125

UL CSA 16A Non Ind 250Vac, (2 posn) 250Vac 1hp, 125Vac 1/2hp, (3 posn) 250Vac 1/2hp, 125Vac 1/4hp  
1330 36Vdc 14A  
1350 72 Vdc 7A  
1500 & 1510 14 Vdc 10A  
UL 85°C, file E45221, CSA file LR10990

**In house test:**  
10A 24Vdc—Indicative rating only

1300 series 16(6)A 250Vac T125 5E4 (50,000 Ops.)  
150A Inrush to EN61058-1

Terminal	Function	Rocker	Body	Finish	Body Colour	Rocker Colour
<b>C</b> 	<b>Standard 1500</b> ON - OFF	<b>A</b> 	Panel cut-out Cut-outs must be punched in the direction of insertion 	<b>M</b> Matt	<b>B</b> Black	Un-Lit <b>B</b> Black
<b>H</b> 	<b>1501</b> HP rating N/A ON - OFF (momentary ON)	<b>B</b> 		<b>G</b> Gloss	<b>R</b> Red	<b>R</b> Red
<b>K</b> 	<b>1502</b> HP rating N/A ON - OFF (momentary OFF)	<b>H</b> 		Applies to both Rocker & Body	<b>W</b> White	<b>W</b> White
<b>T</b> 	<b>1510 µ</b> HP rating N/A ON - ON	<b>V</b> 				Lit
<b>U</b> 	<b>1511 µ</b> HP rating N/A ON - ON (momentary 1 side)	<b>W</b> 				<b>A</b> Amber
<b>X</b> 	<b>1520 µ</b> 125V & 250V 1/2 HP H terminal rated T100 only ON - OFF - ON	<b>X</b> 				<b>C</b> Clear
<b>Y</b> 	<b>1521 µ</b> HP rating N/A H terminal rated T100 only ON - OFF - ON (momentary 1 side)	<b>F</b> 				<b>G</b> Green
<b>Z</b> 	<b>1522 µ</b> HP rating N/A H terminal rated T100 only ON - OFF - ON (momentary 2 sides)	<b>A</b> 				<b>R</b> Red
<b>0430</b> HP rating N/A H terminal rated T100 only PCB 0.8Sq* *N/A for 1300 series	<b>High Inrush 1300</b> ON - OFF					



## Dimensions

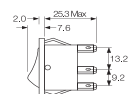
UL CSA 20A 250Vac 1hp, 125Vac 1/2hp  
UL 85°C, file E45221, CSA file LR10990

### In house test:

20A 24Vdc — Indicative rating only

BioCote antimicrobial additive. Independently verified to ISO22196:2007.

3mm contact gap except if marked  $\mu$ .



### Panel thickness

A,Q 0.75 to 3.3mm  
L,B,T 0.75 to 2.5mm  
R 0.75 to 3.0mm

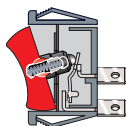
\* For cut-out details on momentary switches call sales

## Splash Resistance

### 1500 W and B splash resistant options


Feather edge seals and a close fitting collar protect current carrying parts from moisture.

B option has Hytrel collar/seals for enhanced protection.



### 1300 High inrush, positive break switching

The 1300 series mechanism ensures contact welds formed at switch-on are positively separated by the plunger tube acting directly on the step in the moving contact.

Lamp Voltage	Insert Colour	Legend	Legend Colour	Options	Biocote
Blank	Blank	Blank	Blank	<p><b>Finish</b> Matt is standard.</p> <p><b>Colour</b> Call sales for custom colours. A full range is available for large orders.</p> <p><b>Legend printing</b> Select from the examples or call sales for custom legends.</p> <p><b>Lamp voltage</b> Call sales for details.</p> <p><b>Blanking plates A0434 - -</b> Dummy units to fill unused panel holes.</p> <p><b>Protective cover</b> Snaps on to A, L, Q or T bodies (add G after body code in cat no.), this reduces panel thickness by 1mm.</p>  <p>Panel sealing washer W46 is available for the same body sizes, this reduces panel thickness by a further 0.8mm. Covers are not suitable for momentary types.</p> <p><b>BioCote Antimicrobial Additive</b> Moulded components have antimicrobial properties using BioCote silver ion technology.</p> <p>For all options call sales.</p>	<b>B</b> BioCote
<b>2</b> 125V Neon	<b>R</b> Red	<b>602A</b>	<b>B</b> Black		
<b>3</b> 250V Neon	<b>W</b> White		<b>W</b> White		
<b>7</b> 12V Filament					
<b>8</b> 24Vdc Filament					

## Examples



C1500AR - - -  
T1500AR - - -



C1500AL - - -  
T1500AL - - -



C1500XL - - -  
T1500XL - - -



C1510AL - - -  
T1510AL - - -




C1520AL - - -  
T1520AL - - -



C0430AL - - -  
T0430AL - - -

# 5500 Lit Rocker Series

10A 250Vac



## Key Features

- Standard rocker switch
- Illuminated
- Choice of switching circuits
- Choice of bezel styles
- Choice of panel cut outs
- Matching indicator
- Single pole
- Splash resistant option
- Panel cut out 'A' style:

## Approvals and specifications

16(4)A 250Vac T85  
10(3)A 250Vac T100, (12A 250Vac T125 for P rocker only)

UL CSA 15A 250Vac, CSA 16A Non Ind 250Vac  
UL CSA 250Vac 1hp, 125Vac 1/2hp  
UL 85°C, file E45221, CSA file LR10990

μ contact gap.

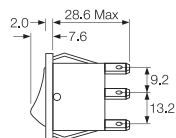
For Twin units repeat the order details for both the left and right sides.

Terminal	Function	Rocker	Body	Body Colour	Rocker Colour
<b>C</b>  6.3 x 0.8	Approvals & ratings vary with function ON OFF Switches - ON when pressed over terminal 3  <b>5500 μ</b>  ON - OFF Single pole	<b>A</b> Softline (Matt only) 	<b>A</b> Panel Cut - outs  <b>B</b>  <b>L</b>  <b>Q</b>  <b>R</b>  <b>T</b> 	<b>B</b> Black  <b>W</b> White	Un-Lit  <b>B</b> Black  <b>R</b> Red  <b>W</b> White  Lit  <b>A</b> Amber  <b>C</b> Clear  <b>G</b> Green  <b>R</b> Red

## Dimensions

### Panel thickness

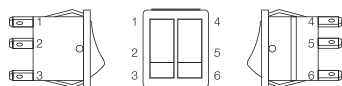
<b>A, Q</b>	0.75 to 3.3mm
<b>L, B, T</b>	0.75 to 2.5mm
<b>R</b>	0.75 to 3.0mm



### Twin units


Two single switches or a switch and an indicator light can be assembled side by side in one double pole body.

For 5500 range panel cut-out details (L, B and T) call sales.



Terminal spacing -  
Poles 10.8 between centres (twin units)

For twin units the first set of order format details refer to the left hand unit, when looking at the front of the assembly.  
(This has terminal numbers 1, 2 & 3)

Lamp Voltage	Legend	Legend Colour	Options
Blank	Blank	Blank	<p><b>Finish</b> Matt is standard.</p> <p><b>Colour</b> Call factory for custom colours. A full range is available for large orders.</p> <p><b>Legend printing</b> Select from the examples or call factory for custom legends.</p> <p><b>Lamp voltage</b> Call factory for details.</p> <p><b>Blanking plate A0434 - - (SP) A0494 - - (DP)</b> Dummy units to fill unused panel holes.</p> <p><b>Protective cover</b> Snaps on to A, L, Q or T bodies (add G after body in cat no.), this reduces panel thickness by 1.00mm.</p>  <p>Panel sealing washers W46 (Single Pole) and W42 (Double Pole) are available for these body types, this reduces panel thickness by 2mm.</p> <p>For all options call the factory.</p>
<b>2</b> 125V Neon	<b>602A</b>	<b>B</b> Black	
<b>3</b> 250V Neon		<b>W</b> White	
<b>5</b> 12Vdc LED (P Rocker) IF = 20-30mA			
<b>6</b> 24Vdc LED (P Rocker) IF = 20-30mA			
<b>7</b> 12V Filament			
<b>8</b> 24Vdc Filament			

## Examples



C5503AL - - -



C5500AL - - -



C5503PL - - -



C5503A/  
C5430AL



C5503A/C5503AL



C5503P/C5503PL

# 1500 Twin Units Switches and Indicators

16A 250Vac



## Key Features

- Twin unit rocker switch
- Choice of switching circuits including 3 position
- Push-on, solder and PCB terminals
- Choice of bezel styles
- Choice of panel cut outs
- Matching indicator
- Single pole switches
- Splash resistant option
- Panel cut out 'A' style: 27.2 x 22.3mm

## Approvals and Specifications

16(4)A 250Vac T125

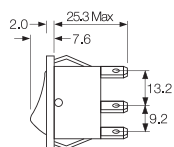
UL CSA 16A 250Vac  
UL CSA (2 posn) 250Vac 1hp, 125Vac  
1/2hp, (3 posn) 250 Vac  
1/2hp, 125Vac 1/4hp  
UL 85°C, file E45221, CSA file LR10990

For versions with High Inrush or for 50,000 operations,  
3mm contact gap except where marked  $\mu$ .

Terminal	Function	Rocker	Body	Finish	Body Colour	Rocker Colour
<b>C</b>  6.3 x 0.8	Approvals & ratings vary with function ON OFF Switches - ON when pressed over terminal 1 or 4 	<b>A</b> Softline (Matt only) 	Panel Cut - outs      Bezel <b>A</b>  27.2 27.3 22.3/22.4 Gloss or Matt <b>B</b>  30.0 30.1 22.1/22.2 Matt only <b>L</b>  30.0 30.1 22.1/22.2 Matt only <b>Q</b>  28.2 28.3 22.3/22.4 Gloss or matt <b>R</b>  28.4 28.5 23.0/25.4 Matt only <b>T</b>  28.2 28.3 22.3/22.4 Matt only	<b>M</b> Matt  <b>G</b> Gloss  Applies to both Rocker & Body	<b>B</b> Black  <b>W</b> White	Un-Lit  <b>B</b> Black  <b>R</b> Red  <b>W</b> White  Lit  <b>A</b> Amber  <b>C</b> Clear  <b>G</b> Green  <b>R</b> Red
<b>H</b>  4.8 x 0.8	<b>1500</b>  ON - OFF	<b>B</b> Softline (Matt only) 				
<b>T</b>  02.1 Solder	<b>1510 <math>\mu</math></b>  ON - ON	<b>W</b> Softline (Matt only) 				
<b>K</b>  2.0 9.1 1.2	<b>1520 <math>\mu</math></b>  ON - OFF - ON	<b>X</b> Softline (Matt only) 				
<b>X</b>  4.0 9.1	<b>0430</b>  Indicator	<b>A</b> Softline (Matt only) 				

## Dimensions

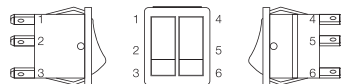
**Panel thickness**  
**A,Q** 0.75 to 3.3mm  
**L,B,T** 0.75 to 2.5mm  
**R** 0.75 to 3.0mm



Call sales for terminal spacing details

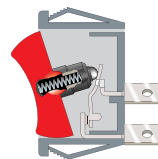
## Twin units

Two single switches or a switch and an indicator light can be assembled side by side in one double pole body.



For twin units the first set of order format details refer to the left hand unit, when looking at the front of the assembly.  
 (This has terminal numbers 1, 2 & 3)

## Splash Resistant



Feather edge seals and a close fitting collar protect current carrying parts from moisture.

B option has Hytrel collar/seals for enhanced protection.

Insert Colour	Lamp Voltage	Legend	Legend Colour	Options	Biocote
Blank	Blank	Blank	Blank	<b>Finish</b> Matt is standard.	<b>B</b> Biocote
<b>R</b> Red	<b>2</b> 125V Neon	<b>602A</b>	<b>B</b> Black	<b>Colour</b> Call factory for custom colours. A full range is available for large orders.	
<b>W</b> White	<b>3</b> 250V Neon		<b>W</b> White	<b>Legend printing</b> Select from the examples or call factory for custom legends.	
	<b>5</b> 12Vdc LED (P Rocker)			<b>Lamp voltage</b> Call factory for details.	
	<b>6</b> 24Vdc LED (P Rocker)				
	<b>7</b> 12V Filament				
	<b>8</b> 24Vdc Filament				

## Examples



C1500A/C1500AL



C1500A/C0430AL



C1500X/C1500XL



C1520A/C1510AL



C1500A/C1520AL



C0430A/C0430AL

# 1550 Standard and 1350 High Inrush

150A to EN61058-1 and 16A 250Vac



## Key Features

- Standard rocker switch
- 1350/53 high inrush
- Choice of switching circuits including 3 position
- Push-on, solder and PCB terminals
- Choice of bezel styles
- Choice of panel cut outs
- Matching indicator
- Double pole
- Splash resistant option
- BioCote antimicrobial option
- Panel cut out 'A' style: 27.2 x 22.3mm

## Approvals and specifications

1550 Series 16(4)A 250Vac T125

UL CSA 16A 250Vac, (2 posn) 250Vac 1hp, 125Vac 1/2hp, 1350 72 Vdc 7A (3 posn) 250 Vac 1/2hp, 125Vac 1/4hp. UL 85°C, file E45221, CSA file LR10990.

### In house test:

10A 24Vdc—Indicative rating only. NB Types fitted with Neon will not illuminate for low DC voltage applications.

1350 series 16(4)A 250Vac T85 1E4 (10,000 Ops.)  
1330 series 16(6)A 250Vac T125 5E4 (50,000 Ops.)  
150A Inrush to EN61058-1.

Terminal	Function		Rocker	Body
<b>C</b>  6.3 x 0.8	<b>Standard 1550</b>  ON - OFF	<b>0480</b> X terminal N/A	<b>A</b> Softline Matt 	Panel cut-out Bezel Cut-outs must be punched in the direction of insertion  27.2 27.3 22.3/22.4 30.2 25.0 Gloss or Matt
<b>H</b>  4.8 x 0.8*	<b>1551</b> HP rating N/A  ON - OFF (momentary ON)	<b>High Inrush 1350</b> Not W, X or B rocker  ON - OFF	<b>B</b> Splash resistant Softline 	 27.2 27.3 22.3/22.4 30.2 25.0 Gloss or Matt
<b>K</b>  2.8 x 0.8*	<b>1552</b> HP rating N/A  ON - OFF (momentary OFF)	<b>1353</b> Not W, X or B rocker  ON - OFF Lit	<b>V</b> Curved Matt or Gloss  Gloss only Lit (not momentary)	<b>B</b>  30.0 30.1 22.1/22.2 33.4 25.0 Matt only
<b>T</b>  Ø2.1 Solder	<b>1553</b> Not W, X or B rocker  ON - OFF Lit		<b>W</b> Splash resistant Curved 	<b>L</b>  30.0 30.1 22.1/22.2 32.0 25.0 Matt only
<b>U</b>  Ø2.1 Right angle "T" solder terminal	<b>1560 µ</b>  ON - ON		<b>P</b> Lit window Matt  Lit (not momentary)	<b>Q</b>  28.2 28.3 22.3/22.4 30.2 25.0 Gloss or matt
<b>X</b>  Ø2.1 PCB 0.8Sq*	<b>1561 µ</b> HP rating N/A  ON - ON (Momentary 1 Side)		<b>X</b> Two colour Matt  (ON OFF only - not momentary)	<b>R</b> Round  Matt only
	<b>1562 µ</b> In house tests only  2 Circuit ON - ON		<b>R</b> Round  Matt only	<b>R</b>  28.4 28.5 23.0/25.4 33.2 28.9 Matt only
	<b>1570 µ</b> 125V & 250V 1/2 HP H terminal rated T100 only H terminal rated T100 only	 ON - OFF - ON	<b>F</b> Flat Lens Gloss (0480) 	<b>T</b>  28.2 28.3 22.3/22.4 30.2 25.0 Matt only
	<b>1571 µ</b> HP rating N/A H terminal rated T100 only  ON - OFF - ON (momentary 1 side)		<b>A</b> Softline lens Matt (0480 only) as F but with raised profile 	
	<b>1572 µ</b> HP rating N/A H terminal rated T100 only  ON - OFF - ON (momentary 2 sides)			

## Approvals and specifications (continued)

**UL** CSA 20A 250Vac 1hp, 125Vac 1/2hp.  
UL 72Vdc 7A, 36Vdc 14A.  
UL 85°C, file E45221, CSA file LR10990.

**In house test:**  
20A 24Vdc—Indicative rating only

BioCote antimicrobial additive. Independently verified to ISO22196:2007.

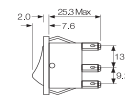
3mm contact gap except if marked µ.

## Splash Resistance



**1300 High inrush, positive break switching**  
The 1300 series mechanism ensures contact welds formed at switch-on are positively separated by the plunger tube acting directly on the step in the moving contact.

## Dimensions




**Panel thickness**  
A,Q 0.75 to 3.3mm  
L,B,T 0.75 to 2.5mm  
R 0.75 to 3.0mm

\* For cut-out details on momentary switches call sales

Finish	Body Colour	Rocker Colour	Insert Colour	Lamp Voltage	Legend	Legend Colour	Options
<b>M</b> Matt	<b>B</b> Black	Un-Lit <b>B</b> Black	<b>Blank</b>	<b>Blank</b>	<b>Blank</b>	<b>Blank</b>	<p><a href="#">Finish</a> Matt is standard.</p> <p><a href="#">Colour</a> Call sales for custom colours. A full range is available for large orders.</p> <p><a href="#">Legend printing</a> Select from the examples or call sales for custom legends.</p> <p><a href="#">Lamp voltage</a> Call sales for details.</p> <p><a href="#">Blanking plates A0494</a> Dummy units to fill unused panel holes.</p> <p><a href="#">Protective cover</a> Snaps on to A, L, Q or T bodies (add G after body in cat no). This reduces panel thickness by 1mm.</p>
<b>G</b> Gloss	<b>W</b> White	<b>R</b> Red	<b>R</b> Red	<b>2</b> 125V Neon	<b>602A</b>	<b>B</b> Black	
Applies to both Rocker & Body		<b>W</b> White	<b>W</b> White	<b>3</b> 250V Neon		<b>W</b> White	
		Lit <b>A</b> Amber		<b>5</b> 12Vdc LED (P Rocker)			
		<b>G</b> Green		<b>6</b> 24Vdc LED (P Rocker)			
		<b>C</b> Clear		<b>7</b> 12V Filament			
		<b>R</b> Red		<b>8</b> 24Vdc Filament			

### Examples



## Examples



□ C1350AL ---



□ C1550XL ---



□ C1553PL ---



□ C1553RA ---  
Shown with M614  
bezel cover



Optional snap-in  
M441 barrier



C1553AA with M616  
guard Cut-out  
22.0/22.1 x 29.4/29.5  
Guard accepts "A"  
body only



□ C0480RA ---  
Shown with  
M614 bezel  
cover



□ C0480AL ---



Panel sealing washer W42 is available for the above body sizes. This reduces panel thickness by a further 1.00mm.  
Covers are not suitable for momentary types.

**BioCote Antimicrobial Additive**

Moulded components have antimicrobial properties using BioCote silver ion technology.

For all options call sales.

# 1550 Standard & 1350 High Inrush Switches

150A to EN61058-1 and 16A 250Vac/250Vdc



## Key Features

- Standard rocker switch
- 1350/53 high inrush
- Choice of switching circuits including 3 position
- Push-on, solder and PCB terminals
- Choice of bezel styles
- Choice of panel cut outs
- Matching indicator
- Double pole
- Option with guard & cover
- DC LED Illumination Available for "P" Rocker
- Bezel size 'G' style 32.0 x 25.0

## Approvals and specifications

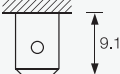




















1550 Series 16(4)A 250Vac T125

UL CSA 16A 250Vac, (2 posn) 250Vac 1hp, 125Vac 1/2hp, (3 posn) 250 Vac 1/2hp, 125Vac 1/4hp. UL 85°C, file E45221, CSA file LR10990.

**In house test:**  
10A 24Vdc—Indicative rating only

1350 Series

UL CSA 20A 250Vac 1hp, 125Vac 1/2hp. UL 72Vdc 7A, 36Vdc 14A, UL 85°C, file E45221, CSA file LR10990.

Terminal	Function	Rocker	Body	Finish	Body Colour	Rocker Colour
<div>C</div> <div></div> <div>6.3 x 0.8</div>	<div>Standard</div> <div>1550</div> <div>HP rating N/A</div> <div>1551</div> <div>HP rating N/A</div> <div>1552</div> <div>HP rating N/A</div> <div>1553</div> <div>Not W, X or B rocker</div> <div>1560 μ</div> <div>1561 μ</div> <div>HP rating N/A</div> <div>1562 μ</div> <div>In house tests only</div> <div>1570 μ</div> <div>125V &amp; 250V 1/2 HP H terminal rated T100 only H terminal rated T100 only</div> <div>1571 μ</div> <div>HP rating N/A H terminal rated T100 only</div> <div>1572 μ</div> <div>HP rating N/A H terminal rated T100 only</div> <div>High Inrush</div> <div>1350</div> <div>Not W, X or B rocker</div> <div>1353</div> <div>Not W, X or B rocker</div> <div>PCB 0.8Sq*</div> <div>*Contact sales for details on 1350 series</div>	<div></div> <div>ON - OFF</div> <div></div> <div>ON - OFF (momentary ON)</div> <div></div> <div>ON - OFF (momentary OFF)</div> <div></div> <div>ON - OFF Lit</div> <div></div> <div>ON - ON</div> <div></div> <div>ON - ON (Momentary 1 Side)</div> <div></div> <div>ON - ON</div> <div>2 Circuit</div> <div></div> <div>ON - OFF - ON</div> <div></div> <div>ON - OFF - ON (momentary 1 side)</div> <div></div> <div>ON - OFF - ON (momentary 2 sides)</div> <div></div> <div>ON - OFF</div> <div></div> <div>ON - OFF Lit</div>	<div>A</div> <div>Softline Matt</div> <div></div> <div></div> <div>V</div> <div>Curved</div> <div></div> <div>Matt or Gloss</div> <div></div> <div>Gloss only</div> <div>Lit (not momentary)</div> <div>P</div> <div>Lit window Matt</div> <div></div> <div>Lit (not momentary)</div> <div></div> <div>Lit (not momentary)</div>	<div>Panel cut-out</div> <div>Bezel</div> <div>Cut-outs must be punched in the direction of insertion</div> <div>B</div> <div></div> <div>22.1/22.2</div> <div>30.0</div> <div>30.1</div> <div>32.0</div> <div>Matt only</div> <div>L</div> <div></div> <div>22.1/22.2</div> <div>28.2</div> <div>28.3</div> <div>32.0</div> <div>Matt only</div>	<div>M</div> <div>Matt</div> <div>G</div> <div>Gloss</div> <div>Applies to both Rocker &amp; Body</div>	<div>B</div> <div>Black</div> <div>W</div> <div>White</div> <div>Un-Lit</div> <div>B</div> <div>Black</div> <div>R</div> <div>Red</div> <div>W</div> <div>White</div> <div>Lit</div> <div>A</div> <div>Amber</div> <div>G</div> <div>Green</div> <div>C</div> <div>Clear</div> <div>R</div> <div>Red</div>



## Splash Resistance



### In house test:

20A 24Vdc—Indicative rating only

BioCote antimicrobial additive. Independently verified to ISO22196:2007.

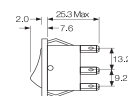
3mm contact gap except if marked  $\mu$ .



### 1350 High inrush, positive break switching

The 1350 series mechanism ensures contact welds formed at switch-on are positively separated by the plunger tube acting directly on the step in the moving contact.

## Dimensions




### Panel thickness

G, H 0.75 to 2.5mm

Terminal spacing - Poles 10.2 between centres

\* For cut-out details on momentary switches call sales

Insert Colour	Lamp Voltage	Legend	Legend Colour	Options	Biocote
Blank	Blank	Blank	Blank	Finish Matt is standard.	<b>B</b> Biocote
<b>R</b> Red	<b>2</b> 125V Neon	<b>602A</b>	<b>B</b> Black	Colour Call sales for custom colours. A full range is available for large orders.	
<b>W</b> White	<b>3</b> 250V Neon		<b>W</b> White	Legend printing Select from the examples or call sales for custom legends.	
	<b>5</b> 12Vdc LED (P Rocker)			Lamp voltage Call sales for details.	
	<b>6</b> 24Vdc LED (P Rocker)			BioCote Antimicrobial Additive 	
	<b>7</b> 12V Filament			Moulded components have antimicrobial properties using BioCote silver ion technology.	
	<b>8</b> 24Vdc Filament				

## Examples



C1553AH - - -



C1550AH - - -

# R13 Round Rocker Switches

10A 250Vac



## Key Features

- Miniature round rocker switch
- Ratings up to 10A, 250Vac
- Single & double pole
- Illuminated & nonilluminated, neon and LED
- Choice of actuators
- Matching indicator
- Panel cut out: 20.2 dia.

## Approvals and specifications

SP 10(4)A 250Vac T85 1E4

DP 10(4)A 250Vac T85 1E4

UL CSA SP 16A 125Vac & 10A 250Vac  
UL CSA DP 16A 125Vac, 10A 250Vac, 10A 28Vdc  
UL 85°C, file E67774(S), CSA file LR45128

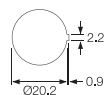
### RoHS compliant

Single pole has  $\mu$  contact gap.

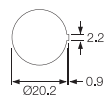
### Special products

Are made to order and can be supplied with a range of body and rocker / lens colours, print & lamp voltage.

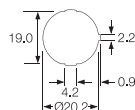
## Dimensions



Snap fixing into panel thickness up to 3.0

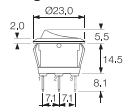


Snap fixing into 2.0 to 3.0mm panels

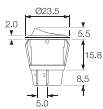


Snap fixing into 0.7 to 3.0mm panels

### Single Pole



### Double Pole



### Protective cover L188



Snap on to bodies (not R13 211 or R13 112LP), this reduces maximum acceptable panel thickness to 2.4mm.

## Examples



R13 112B NAA



R13 112A AAA



R13 112A2 ---

**R13 / 112 / A / B / B / 3 / 2 / 602A / W / L188**

Series

Type

Function

Body Colour

Rocker Colour

Insert Colour

Lamp Voltage

Legend

Legend Colour

Legend Colour

## Product details



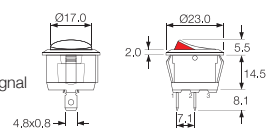
1 2  
SP ON - OFF  $\mu$   
**Cat no.**  
**R13 112A AAA**



1 2 3  
SP ON - OFF  $\mu$   
Lit 230V  
**Cat no.**  
**R13 112B NAC**



1 2  
SP ON - OFF  $\mu$   
Bright colour ON signal  
**Cat no.**  
**R13 112A2 - -**



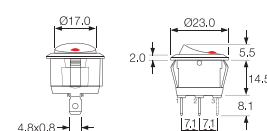
1 2  
SP ON - OFF  $\mu$   
**Cat no.**  
**R13 112A AAB**



1 2 3  
SP ON - ON  $\mu$   
**Cat no.**  
**R13 112C AAA**



1 2 3  
SP ON - OFF  $\mu$   
Lit Window  
**Cat no.**  
**R13 112B2 - -**



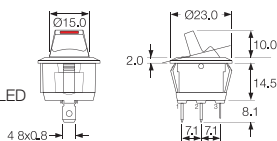
1 2 3  
SP ON - OFF  $\mu$   
Lit 230V  
**Cat no.**  
**R13 112B NAA**



1 2 3  
SP ON - OFF - ON  $\mu$   
**Cat no.**  
**R13 112D AAA**



12 3- 3+  
SP ON - OFF  $\mu$   
Paddle tip has red LED  
**Cat no.**  
**R13 112LP - -**




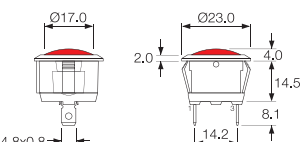
1 2 3  
SP ON - OFF  $\mu$   
Lit 230V  
**Cat no.**  
**R13 112B NAB**



SP ON - OFF  $\mu$   
(Momentary ON)  
**Cat no.**  
**R13 208F AAA\***



1 3  
Indicator light  
**Cat no.**  
**R9 92B - - -**



DP ON - OFF  
**Cat no.**  
**R13 244A AAA**



DP ON - OFF  
Lit 230V  
**Cat no.**  
**R13 244B NAA**