

CD Series 8mm DIP Coded Rotary Switches



H
DIP

Features/Benefits

- **Process sealed – withstands soldering and cleaning**
- **Thru-hole and surface mount models**
- **Compact size saves space – 36% smaller than traditional 10mm DIP**
- **Crisp, positive detent ensures actuation**
- **RoHS compliant**

Typical Applications

- **Address switching applications**
- **Data storage devices**
- **Computer and peripherals**
- **Instrumentation**



Specifications

CONTACT RATING: 0.4 VA max. @ 20 V AC or V DC max.
 MECHANICAL AND ELECTRICAL LIFE:
 CD10 & CD16: 20,000 actuations.
 CD08: 12,000 actuations.
 CONTACT RESISTANCE: 50 milliohms max. initial.
 INSULATION RESISTANCE: 100 megohms min.
 @ 250 V AC min.
 DIELECTRIC STRENGTH: 250 V RMS min. @ sea level.
 OPERATING TEMPERATURE: -25°C to 85°C.
 STORAGE TEMPERATURE: -40°C to 85°C.
 SOLDERABILITY: Per MIL-STD-202F method 208D or EIA RS-186E, method 9 (1 hour steam aging).
 PACKAGING: Switches supplied in rigid tubes in full-tube quantities only: this may affect order quantity. Tube quantity is 60 pieces per tube. Surface mount switches available in tape & reel packaging per EIA 481A, 800 per reel, surface mount with “M0” actuator only.

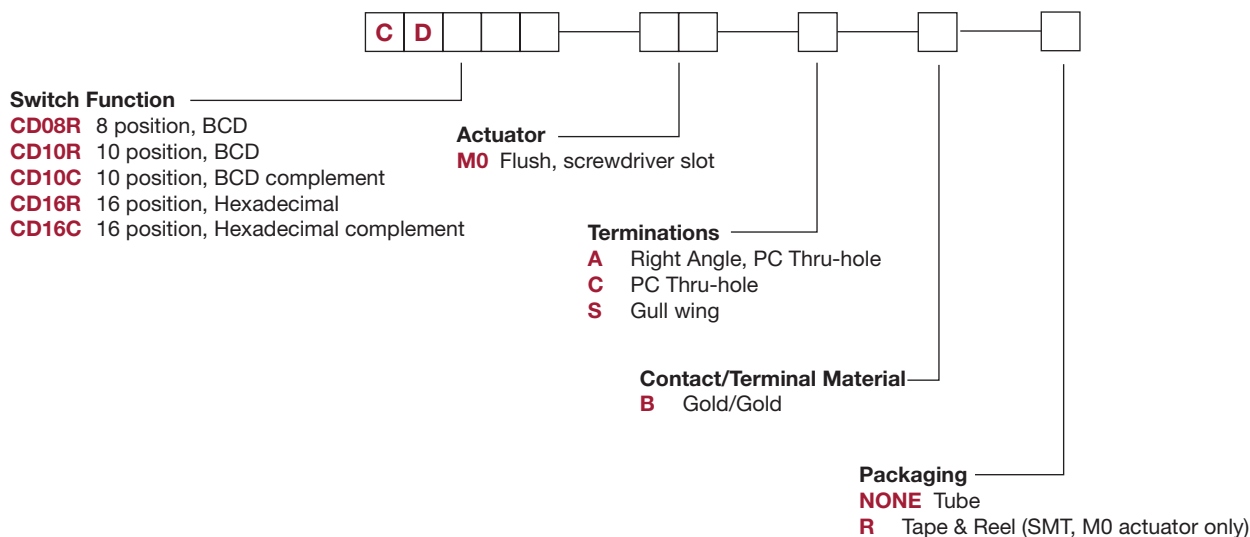
Materials

COVER: PPS (UL94V-0), Color; Black.
 BASE: PPS (UL94V-0), Color; Black
 ACTUATOR: LCP (UL 94V-0), Color White (CDXXR)
 Color Black (CDXXC)
 Note: internal o-ring seal standard with all actuators.
 MOVABLE CONTACTS: Copper alloy with gold plate over nickel plate.
 STATIONARY CONTACTS: Copper alloy with gold plate over nickel plate.
 TERMINALS: Copper alloy with gold plate over nickel plate.

Note: Specifications and materials listed above are for switches with standard options. For information on specific and custom switches, consult Customer Service Center.

How To Order

The Build-A Switch concept allows you to mix and match options to create the switch you need. Below is a complete listing of options shown in catalog. To order, simply select desired option from each category and place in the appropriate box.




Dimensions are shown: Inch (mm)
 Specifications and dimensions subject to change



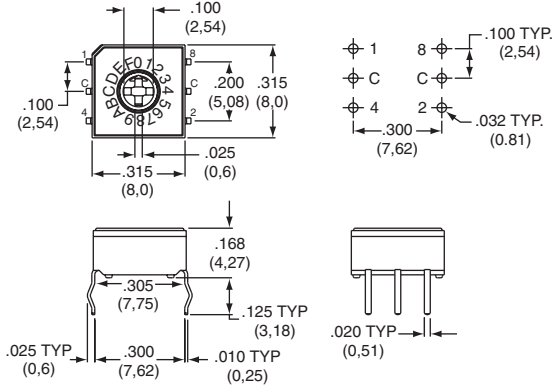
CD Series 8mm DIP Coded Rotary Switches

SWITCHES WITH STANDARD OPTIONS

PC Mount



CD16RM0CB

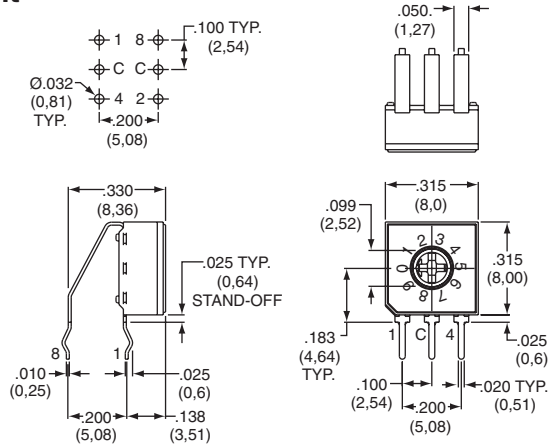


PART NUMBER	NO. POS.	QUANTITY PER TUBE
CD08RM0CB	8	60
CD10RM0CB	10	60
CD10CM0CB	10	60
CD16RM0CB	16	60
CD16CM0CB	16	60

Right Angle Mount



CD10RM0AB

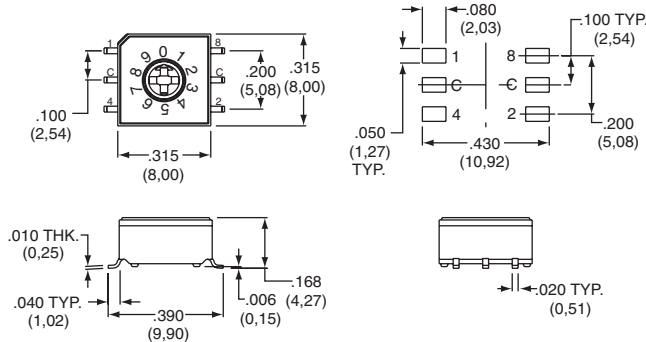


PART NUMBER	NO. POS.	QUANTITY PER TUBE
CD08RM0AB	8	60
CD10RM0AB	10	60
CD10CM0AB	10	60
CD16RM0AB	16	60
CD16CM0AB	16	60

Surface Mount

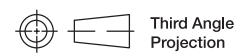


CD10RM0SB



PART NUMBER	NO. POS.	QUANTITY PER TUBE
CD08RM0SB	8	60
CD10RM0SB	10	60
CD10CM0SB	10	60
CD16RM0SB	16	60
CD16CM0SB	16	60

Note: For tape and reel packaging, add 'R' to end of part number.



Dimensions are shown: Inch (mm)
Specifications and dimensions subject to change

CD Series 8mm DIP Coded Rotary Switches



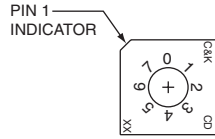
H

DIP

SWITCH FUNCTION

CD08R 8 POSITION, BCD
ACTUATOR COLOR: WHITE

POS.	0	1	2	3	4	5	6	7
C	●	●	●	●	●	●	●	●
1		●						
2			●	●				
4					●	●	●	●
8								



Switches ship and to be solder processed in position "0"

CD10R 10 POSITION, BCD
ACTUATOR COLOR: WHITE

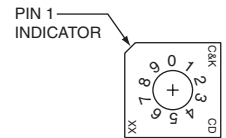
POS.	0	1	2	3	4	5	6	7	8	9
C	●	●	●	●	●	●	●	●	●	●
1		●		●		●		●		●
2			●	●						
4					●	●	●	●		
8										●

Switches ship and to be solder processed in position "0"

CD10C 10 POSITION, BCD COMPLEMENT
ACTUATOR COLOR: BLACK

POS.	0	1	2	3	4	5	6	7	8	9
C	●	●	●	●	●	●	●	●	●	●
1	●		●		●		●		●	
2	●	●			●	●			●	●
4	●				●				●	
8	●	●	●	●	●	●	●	●	●	●

Switches ship and to be solder processed in position "7"



CD16R 16 POSITION, HEXADECIMAL
ACTUATOR COLOR: WHITE

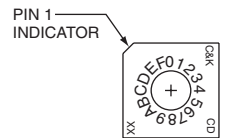
POS.	0	1	2	3	4	5	6	7	8	9	A	B	C	D	E	F
C	●	●	●	●	●	●	●	●	●	●	●	●	●	●	●	●
1		●		●		●		●		●		●		●		●
2			●	●							●	●				
4					●	●	●	●					●	●	●	●
8																●

Switches ship and to be solder processed in position "0"

CD16C 16 POSITION, HEXADECIMAL COMPLEMENT
ACTUATOR COLOR: BLACK

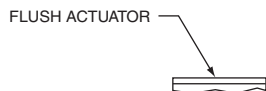
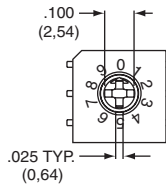
POS.	0	1	2	3	4	5	6	7	8	9	A	B	C	D	E	F
C	●	●	●	●	●	●	●	●	●	●	●	●	●	●	●	●
1	●		●		●		●		●		●		●		●	
2	●	●			●	●			●	●			●	●		
4	●				●				●				●	●	●	●
8	●	●	●	●	●	●	●	●	●	●	●	●	●	●	●	●

Switches ship and to be solder processed in position "F"



ACTUATOR

M0 (STD.) FLUSH WITH SCREWDRIVER SLOT



NOTE: Designed for #0 Phillips screwdriver.



Dimensions are shown: Inch (mm)
Specifications and dimensions subject to change

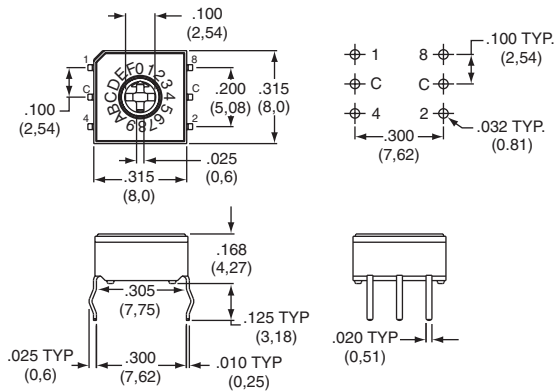


CD Series 8mm DIP Coded Rotary Switches

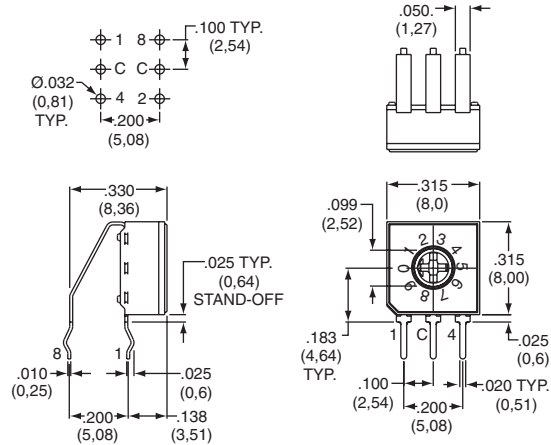
TERMINATIONS



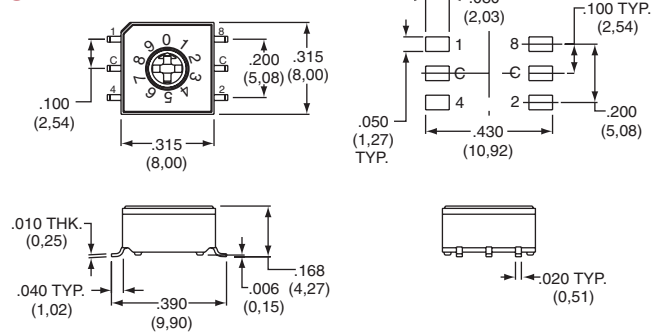
C PC, THRU-HOLE



A RIGHT ANGLE, PC THRU-HOLE



S SURFACE MOUNT



CONTACT MATERIAL

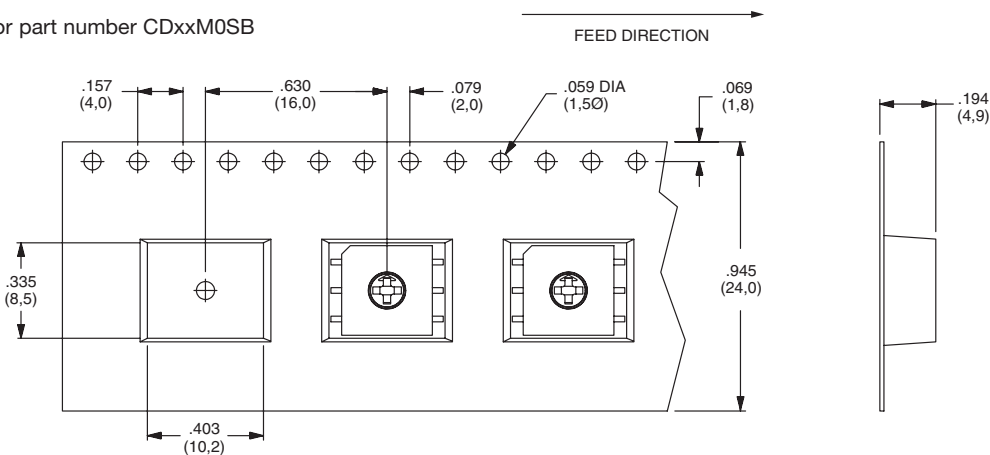


OPTION CODE	RoHS COMPLIANT*	RoHS COMPATIBLE*	CONTACT MATERIAL	TERMINAL PLATING	RATING	
B	YES	YES	GOLD	GOLD	LOW LEVEL/DRY CIRCUIT	0.4 VC MAX. @ 20 V AC or DC MAX.

* Note: See Technical Data section of this catalog for RoHS compliant and compatible definitions and specifications.

TAPE & REEL

For part number CDxxM0SB



Reel Information

Outside diameter 13.00 (333,0)
Pilot hole .512 (13,0)



Third Angle Projection