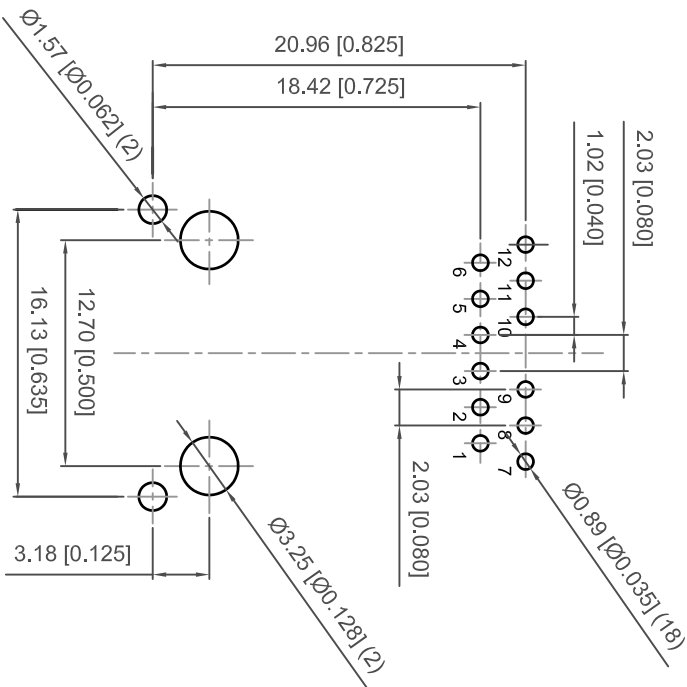
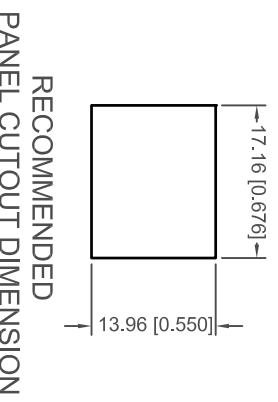
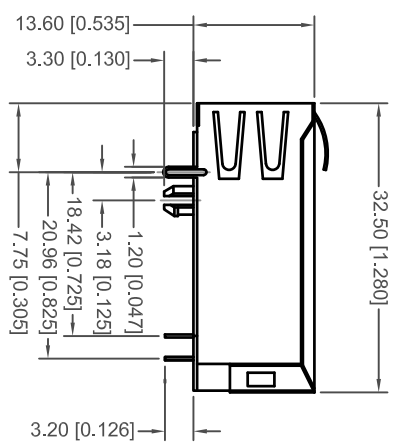
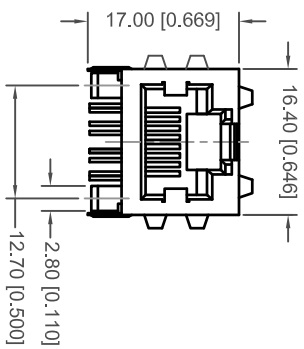


TOLERANCE UNLESS OTHERWISE SPECIFIED IN MM:
 0 ±0.50
 0.0 ±0.38
 0.00 ±0.25
 0.000 ±0.10

THIS IS A C.A.D. GENERATED DRAWING
 DO NOT MAKE MANUAL REVISIONS TO MASTER.

ANGLE 3°



- NOTES:
1. MATERIALS:
 HOUSING: HIGH TEMP. THERMOPLASTIC, PBT, UL94 V-0, COLOR: BLACK
 CONTACTS: 0.35MM PHOSPHOR BRONZE PLATED WITH GOLD PLATING AND TIN IN SOLDER AREA

PART NO	GOLD PLATING THICKNESS
A60-112-200P471	GOLD FLASH PLATING
A60-113-200P471	15 MICRO INCHES OF GOLD
A60-114-200P471	30 MICRO INCHES OF GOLD

2. SHIELD: 0.25MM COPPER ALLOY WITH NICKEL PLATING
3. OPERATING TEMPERATURE: 0°C TO +70°C
4. MATE WITH MODULAR PLUG CONFORMING TO FCC PART 68, SUBPART F.
5. DIMENSION: MM [INCHES]



THIS SERIES FULLY CONFORMS TO THE EUROPEAN UNION DIRECTIVES 2002/95/EC AND 2002/96/EC FOR RoHS COMPLIANCY.

RJ45 MAGNETIC JACK WITHOUT LED, 12P, 8C SHIELDED, 10/100/1000 Mbps FILTER

EDAC INC
 TORONTO, ONTARIO
 CANADA

YOUR CONNECTION TO QUALITY & SERVICE

THESE DRAWINGS AND SPECIFICATIONS ARE THE PROPERTY OF EDAC INC. AND SHALL NOT BE REPRODUCED OR COPIED OR USED AS THE BASIS FOR THE MANUFACTURE OR SALE OF APPARATUS WITHOUT WRITTEN PERMISSION.

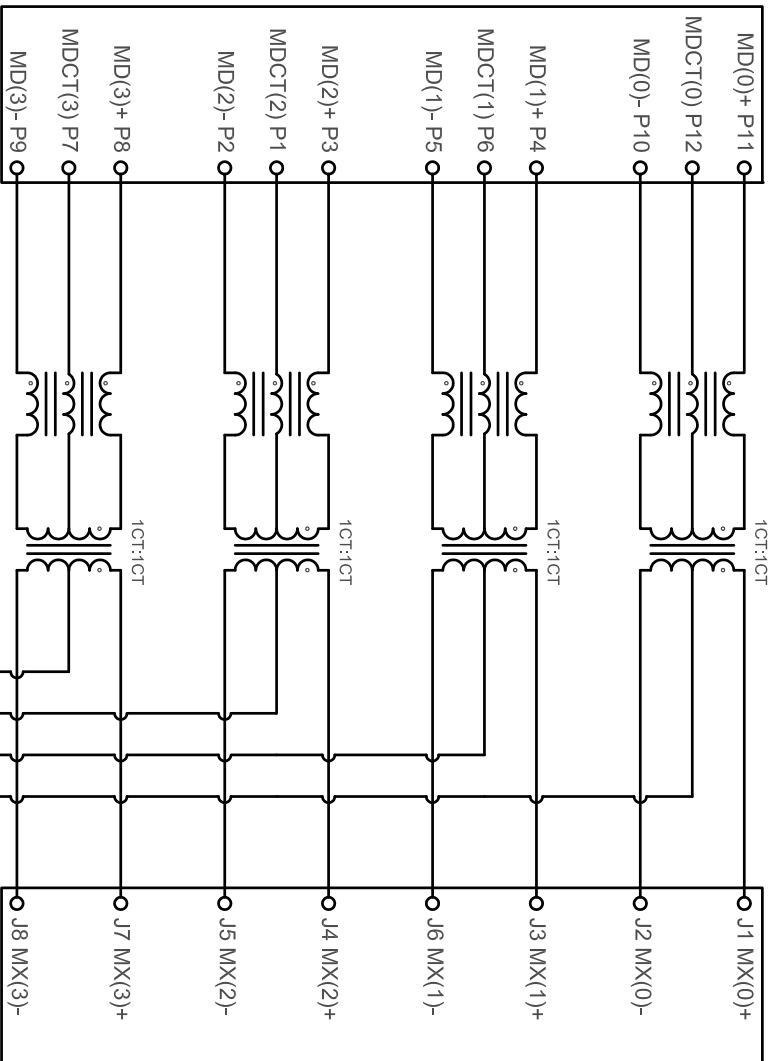
ACAD REFERENCE NO.: A60-113-200P471	DATE: NOV. 19/2010	SHEET 1 OF 2
DRAWN: R.STA.MONICA	DATE:	ISSUE
CHECKED:	DATE:	1
PART NUMBER	SEE NOTE	
DRAWING NUMBER	A60-112-200P471	

ELECTRICAL CIRCUIT:

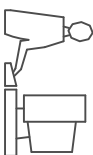
TOLERANCE UNLESS OTHERWISE SPECIFIED IN MM:		
0	± 0.50	ANGLE 3°
0.0	± 0.38	
0.00	± 0.25	
0.000	± 0.10	

CONNECTOR SOLDER SIDE

RJ45 CONTACT SIDE



THIS IS A C.A.D. GENERATED DRAWING
DO NOT MAKE MANUAL REVISIONS TO MASTER.



ISSUE NUMBER
ORIGINAL

1

TEST NOTES:(25±5°C)

- TR:(100KHz,0.1V): 100%
PINS:(P8,P9):(J7,J8)=1:1±3%;(P3,P2):(J4,J5)=1:1±3%
PINS:(P4,P5):(J3,J6)=1:1±3%;(P11,P10):(J1,J2)=1:1±3%
- LX:(100KHz,100mV,8mA, DC Bias) 100%
PINS:(P8,P9),(P3,P2),(P4,P5),(P11,P10)=350uH MINIMUM
- DCR: 100%
PINS:(P8,P9),(P3,P2),(P4,P5),(P11,P10)=1.0Ω MAXIMUM
PINS:(J1,J2),(J3,J6),(J4,J5),(J7,J8)=1.0Ω MAXIMUM
- HIPOT: 100%
PINS:(P8,P9)TO(J7,J8),(P3,P2)TO(J4,J5)=1500VAC FOR 2 SECONDS
PINS:(P4,P5)TO(J3,J6),(P11,P10)TO(J1,J2)=1500VAC FOR 2 SECONDS
- INSERTION LOSS:
-1dB MAXIMUM AT 1MHZ TO 100MHZ;
- RETURN LOSS:
-20dB MINIMUM AT 1MHZ TO 30MHZ;
-15dB MINIMUM AT 30MHZ TO 60MHZ
-10dB MINIMUM AT 60MHZ TO 80MHZ
- CROSS TALK:
-30dB MINIMUM AT 1MHZ TO 100MHZ
- COMMON TO COMMON MODE REJECTION:
-30dB MINIMUM AT 300KHz TO 100MHZ

RJ45 MAGNETIC JACK WITHOUT LED, 12P, 8C
SHIELDED, 10/100/1000 Mbps FILTER

ACAD REFERENCE NO.: A60-113-200P471

DRAWN: R.STA.MONICA DATE: NOV.19/2010

CHECKED: DATE:

PART NUMBER

SEE NOTE

SHEET 2 OF 2

DRAWING NUMBER

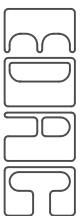
A60-112-200P471

ISSUE

1



THIS SERIES FULLY CONFORMS TO THE
EUROPEAN UNION DIRECTIVES 2002/95/EC
AND 2002/96/EC FOR ROHS COMPLIANCY.



EDAC INC
TORONTO, ONTARIO
CANADA

YOUR CONNECTION TO QUALITY & SERVICE

THESE DRAWINGS AND SPECIFICATIONS
ARE THE PROPERTY OF EDAC INC. AND
SHALL NOT BE REPRODUCED OR COPIED
OR USED AS THE BASIS FOR THE
MANUFACTURE OR SALE OF APPARATUS
WITHOUT WRITTEN PERMISSION.