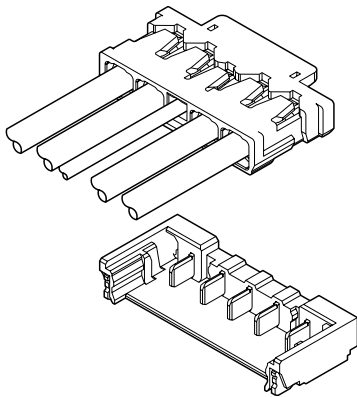


AUH CONNECTOR

Disconnectable Crimp style connectors



This AUH connector is compact and low profile type, height 1.85mm and width 5.2mm, wire-to-board connector. And also 5A in rating current was realized.

- Space saving
- Top entry but side feed type
- Combination of power supply and signal circuits
 - 3 circuits; Power supply 2 circuits + Signal single circuit
 - 5 circuits; Power supply 4 circuits + Signal single circuit
- Connector for DC power supply (5A)

Specifications

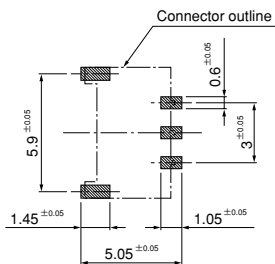
- Current rating: Signal circuit/ 1 A AC, DC
Power supply circuit/ 5 A AC, DC (AWG #22)
 - Voltage rating: 30 V AC, DC
 - Temperature range: -25°C to +85°C
(including temperature rise in applying electrical current)
 - Contact resistance: Initial value/ 10 mΩ max.
After environmental tests/ 20 mΩ max.
 - Insulation resistance: 100 MΩ min.
 - Withstanding voltage: 200 VAC/ minute
 - Applicable wire:
 - Signal circuit; Conductor size/ AWG #30 to #28
Insulation O.D./ 0.5 to 0.63 mm
 - Power supply circuit; Conductor size/ AWG #26 to #22
(Recommend UL3619 for AWG #22)
Insulation O.D./ 0.98 to 1.16 mm
- * Refer to "General Instruction and Notice when using Terminals and Connectors" at the end of this catalog.
* Contact JST for details.
* Compliant with RoHS.

Standards

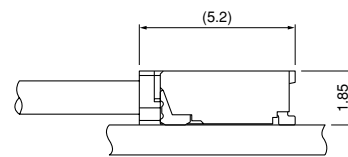
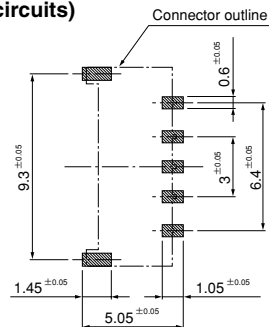
Recognized E60389

PC board layout and Assembly layout

(3 circuits)



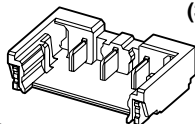
(5 circuits)



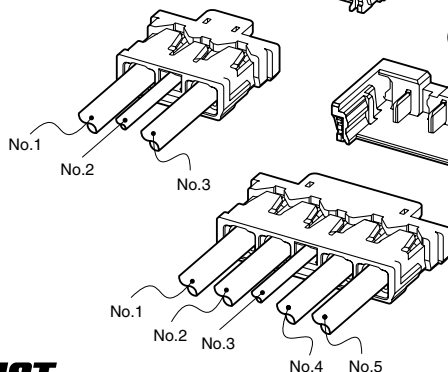
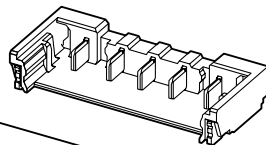
Note: 1. The above figure is the figure viewed from the connector mounting side.
2. Tolerances are non-cumulative: ±0.05 mm for all centers. The dimensions above should serve as a guideline. Contact JST for details.

Table of current rating combinations

(3 circuits)



(5 circuits)



Current unit: A

Circuits	Power supply contact Wire to be used	Circuits No.		
		No.1	No.2	No.3
3	AWG #22	5	1	5
	AWG #24	4	1	4
	AWG #26	3.5	1	3.5

■ : Signal contact AWG #30~#28

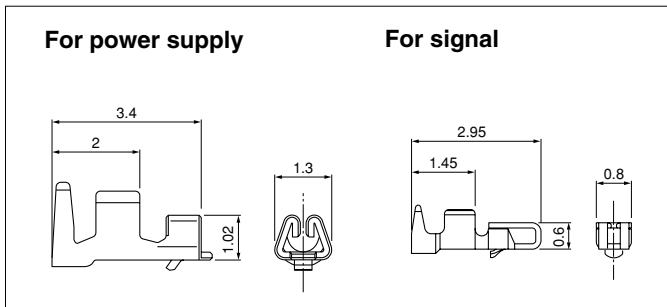
Current unit: A

Circuits	Power supply contact Wire to be used	Circuits No.				
		No.1	No.2	No.3	No.4	No.5
5	AWG #22	5	1	1	1	5
		4	4	1	4	4
	AWG #24	4	1	1	1	4
		3.5	3.5	1	3.5	3.5
	AWG #26	3.5	1	1	1	3.5
		3	3	1	3	3

■ : Signal contact AWG #30~#28

AUH CONNECTOR

Contact



	Model No.	Applicable wire		Insulation O.D. (mm)	Q'ty/reel
		mm ²	AWG#		
Power supply	SAUH-001G-M0.2	0.13~0.33	26~22	0.98~1.16	18,000
Signal	SACH-003G-P0.2	0.05~0.08	30~28	0.5 ~0.63	30,000

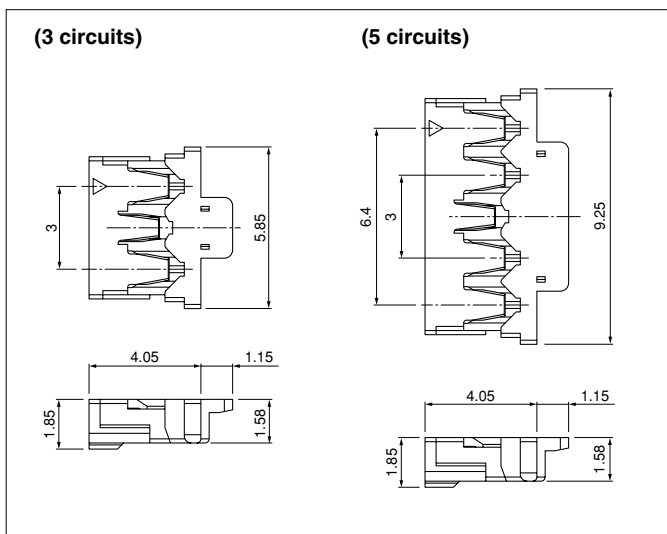
Material and Finish

Copper alloy, nickel-undercoated, selective gold-plated

RoHS compliance

Model No.	Crimping machine	Applicable wire		Insulation O.D. (mm)	Applicator		
		mm ²	AWG#		Crimp applicator	Dies	Crimp applicator with dies
SAUH-001G-M0.2	AP-K2N	0.13~0.21	26~24	0.98~1.11	MKS-L-10	MK/SAUH-001-02	APLMK SAUH001-02
		0.33	22	0.98~1.16	MKS-L-10	MK/SAUH-001-02-K	APLMK SAUH001-02-K
SACH-003G-P0.2		0.05~0.08	30~28	0.5~0.63	MKS-L-10-3	MK/SACH-003-02	APLMK SACH003-02

Housing



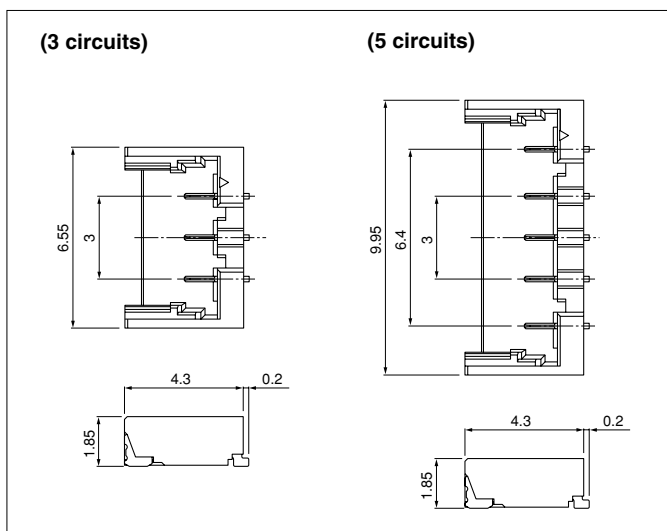
Circuits	Model No.	Q'ty/box
3	AUHR-03V-H	1,000
5	AUHR-05V-H	1,000

Material

PBT, UL94V-0, gray

RoHS compliance

Shrouded header



Circuits	Model No.	Q'ty/reel
3	BM03B-AUHKS-GA-TB	5,000
5	BM05B-AUHKS-GA-TB	5,000

Material and Finish

Contact: Copper alloy, nickel-undercoated, gold-plated (nickel-stripe)

Housing: Heat resisting resin, UL94V-0, black

Reinforcing tab: Copper alloy, copper-undercoated, tin-plated (reflow treatment)

RoHS compliance This product displays (LF)(SN) on a label.