

MDSR-7 12.7mm Sub-miniature Reed Switch



Description

The MDSR-7 Reed Switch is a sub-miniature, normally open switch with a 12.70mm long x 1.80mm diameter (0.500" x 0.071") glass envelope, capable of switching 200Vdc at 10W. It has high insulation resistance of 10¹² ohms minimum and low contact resistance of less than 100 milli-ohms.

Features

- Sub-miniature normally open switch
- Available sensitivity range 10-25 AT
- Capable of switching 200V or 0.5A at up to 10W

Benefits

- Hermetically sealed switch contacts are not affected by and have no effect on their external environment
- Zero operating power required for contact
- Low, stable contact resistance
- Excellent for switching micro-controller logic level loads

Applications

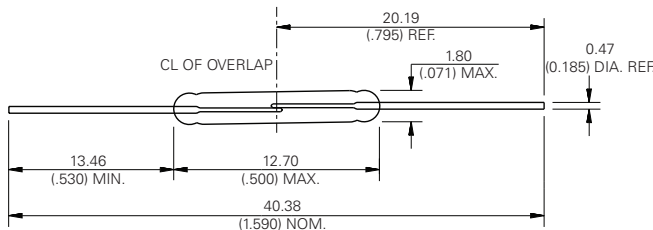
- Reed Relays (particularly suited to ATE type applications)
- Limit Switching
- Security Systems
- Office Equipment

Agency Approvals

Agency	Agency File Number	Ampere-Turns Range
	E47258 E471070	10-25 AT
	DEMKO 14 ATEX 1393U	10-25 AT

Dimensions

Dimensions in mm (inch)



Switch Type

Contact Form	A (SPST-NO)
Materials	Body: Glass Leads: Tin-plated Ni-Fe wire

Note: SPST-NO = Single-pole, single-throw, normally open

Electrical Ratings

Contact Rating ¹		W/VA - max.	10
Voltage ³	Switching ²	Vdc - max.	200
	Breakdown ⁴	Vac - max.	140
		Vdc - min.	250
Current ³	Switching ²	Adc - max.	0.5
	Carry	Aac - max.	0.35
		Adc - max.	0.80
Resistance	Contact, Initial Insulation	Ω - max.	0.100
		Ω - min.	10 ¹²
Capacitance	Contact	pF - typ.	0.3
Temperature	Operating Storage ⁵	°C	-40 to +125
		°C	-65 to +125

Notes:

1. Contact rating - Product of the switching voltage and current should never exceed the wattage rating. Contact Littelfuse for additional load/life information.
2. When switching inductive and/or capacitive loads, the effects of transient voltages and/or currents should be considered. Refer to Application Notes AN108A and AN107 for details.
3. Electrical Load Life Expectancy - Contact Littelfuse with voltage, current values along with type of load.
4. Breakdown Voltage - per MIL-STD-202, Method 301.
5. Storage Temperature - Long time exposure at elevated temperature may degrade solderability of the leads.

MDSR-7 12.7mm Sub-miniature Reed Switch

Product Characteristics

Operating Characteristics

Operate Time ¹		0.6ms - max.
Release Time ¹		0.2ms - max.
Shock ²	11ms 1/2 sine wave	100G - max.
Vibration ²	50-2000 Hertz	30G - max.
Resonant Frequency		5.5kHz - typ.

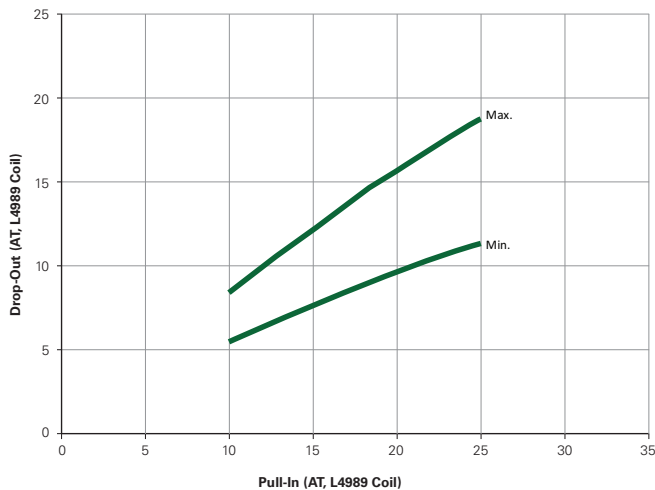
Magnetic Characteristics

Pull-In Range ³	Ampere Turns	10-25
Rating Sensitivity ⁴	Ampere Turns	20
Test Coil		L4989

Notes:

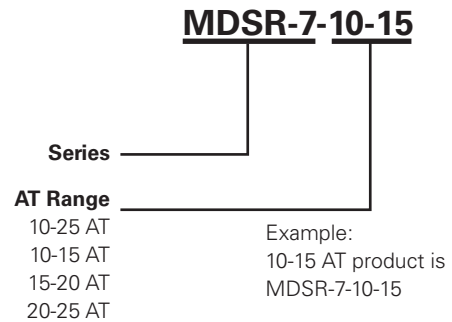
- Operate (including bounce)/Release Time - per EIA/NARM RS-421-A, diode suppressed coil (Coil II).
- Shock and Vibration - per EIA/NARM RS-421-A and MIL-STD-202.
- Pull-In Range - Contact Littelfuse for narrower AT ranges available.
- Rating Sensitivity - The value at which contact ratings and operating characteristics are determined. Derating may be required below this value.
- Custom modifications of forming and/or cutting of reed switches are available. Please contact Littelfuse.

Drop-Out vs. Pull-In Chart



Note: Chart represents the range of Drop-Out, min to max for a given Pull-In value.

Part Numbering System



Note: These AT values are the before-modification values of the bare reed switch.

Packaging

Packaging Option	Packaging Specification	Quantity	Quantity & Packaging Code	Taping Width
Bulk	Bulk	1000	N/A	N/A