

---

## 2.4-2.5 GHz WLAN Low-Noise Amplifier

---

### Features

- Gain:
  - Typically 13.5 dB gain across 2.4–2.5 GHz
- Noise Figure:
  - Typically 1.5 dB across 2.4–2.5 GHz
- P1dB:
  - Typically -5dBm with  $V_{DD}$  3.3V
- Low-Current Consumption
  - 10 mA across 2.4–2.5 GHz
- 50 $\Omega$  Input/Output Matched
- Packages available
  - 6-contact UQFN – 3 mm x 1.6 mm
- All non-Pb (lead-free) devices are RoHS compliant

### Applications

- WLAN
- Bluetooth
- Wireless Network

### 1.0 PRODUCT DESCRIPTION

SST12LN01 is a cost effective Low-Noise Amplifier (LNA) which requires no external RF-matching components. This device is based on the GaAs pHEMT technology, and complies with 802.11 b/g applications.

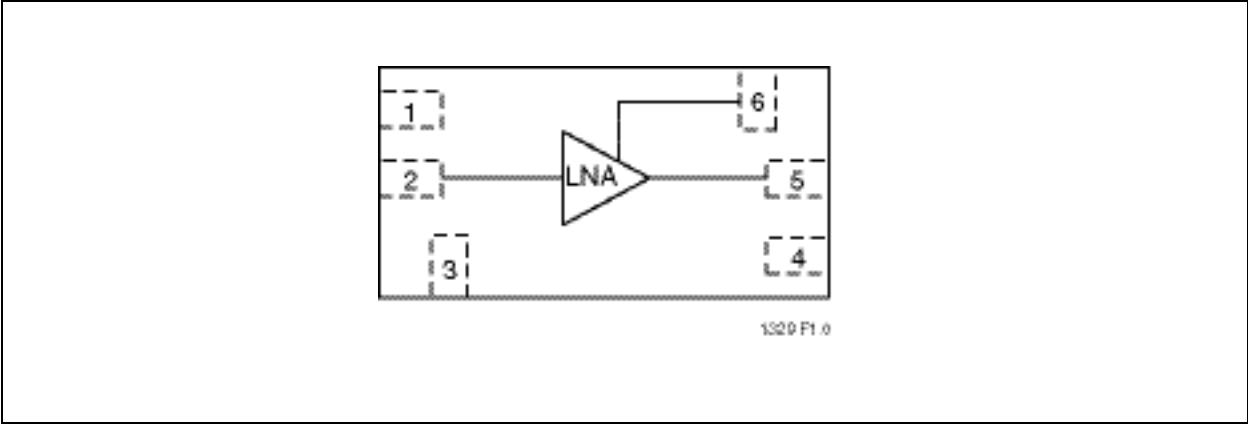
SST12LN01 provides high-performance, low-noise, and moderate-gain operation within the 2.4–2.5 GHz frequency band. Across this frequency band, the LNA typically provides 13.5 dB gain and 1.5 dB noise figure.

This LNA cell is designed with a self DC-biasing scheme, which maintains low DC current consumption, nominally at 10 mA, during operation. Optimum performance is achieved with only a single power supply, and no external bias resistors or networks are required. The input and output ports are single-ended 50 $\Omega$  matched. RF ports are also DC isolated requiring no DC blocking capacitors or matching components.

SST12LN01 is offered in a 6-contact UQFN package. See [Figure 3-1](#) for pin assignments and [Table 4-1](#) for pin descriptions.

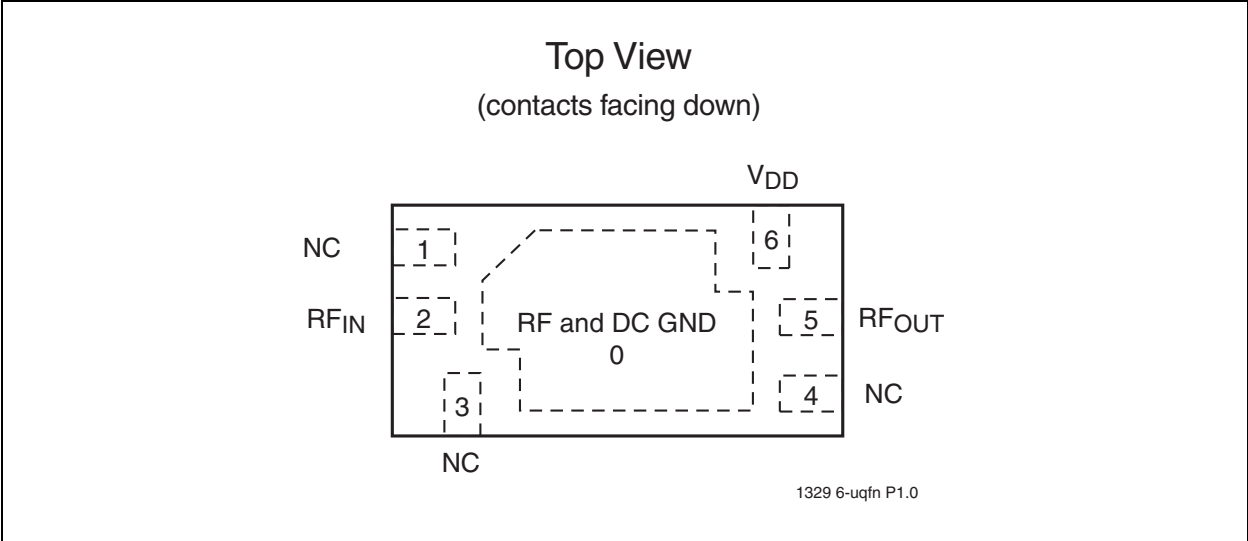
2.0 FUNCTIONAL BLOCKS

FIGURE 2-1: FUNCTIONAL BLOCK DIAGRAM



3.0 PIN ASSIGNMENTS

FIGURE 3-1: PIN ASSIGNMENTS FOR 16-CONTACT UQFN



4.0 PIN DESCRIPTIONS

TABLE 4-1: PIN DESCRIPTION

Symbol	Pin No.	Pin Name	Type <sup>1</sup>	Function
GND	0	Ground		
NC	1	No Connection		Unconnected pin
RFIN	2		I	2.4G RF input
NC	3	No Connection		Unconnected pin
NC	4	No Connection		Unconnected pin
RFOUT	5		O	2.4G RF output
VDD	6	Power Supply	PWR	

1. I=Input, O=Output

## 5.0 ELECTRICAL SPECIFICATIONS

The AC and DC specifications for the power amplifier interface signals. Refer to [Table 5-2](#) for the DC voltage and current specifications. Refer to [Figure 6-1](#) for the RF performance.

**Absolute Maximum Stress Ratings** (Applied conditions greater than those listed under “Absolute Maximum Stress Ratings” may cause permanent damage to the device. This is a stress rating only and functional operation of the device at these conditions or conditions greater than those defined in the operational sections of this data sheet is not implied. Exposure to absolute maximum stress rating conditions may affect device reliability.)

Input power to pin 2 ( $P_{IN}$ )	0 dBm
Average output power ( $P_{OUT}$ ) <sup>1</sup>	9 dBm
Supply Voltage at pin 6 ( $V_{DD}$ )	-0.3V to +4.6V
DC supply current ( $I_{DD}$ )	14 mA
Operating Temperature ( $T_A$ )	-40°C to +85°C
Storage Temperature ( $T_{STG}$ )	-40°C to +120°C
Maximum Junction Temperature ( $T_J$ )	+150°C
Surface Mount Solder Reflow Temperature	260°C for 10 seconds

1. Never measure with CW source. Pulsed single-tone source with <50% duty cycle is recommended. Exceeding the maximum rating of average output power could cause permanent damage to the device.

**TABLE 5-1: OPERATING RANGE**

Range	Ambient Temp	$V_{DD}$
Extended	-20°C to +85°C	2.4–3.6V

**TABLE 5-2: DC ELECTRICAL CHARACTERISTICS**

Symbol	Parameter	Min.	Typ	Max.	Unit
$V_{DD}$	Supply Voltage at pin 6		3.3		V
$I_{DD}$	Supply Current 2.4–2.5 GHz		10		mA

**TABLE 5-3: AC ELECTRICAL CHARACTERISTICS FOR CONFIGURATION,  $V_{DD}=3.3V$**

Symbol	Parameter	Min.	Typ	Max.	Unit
$F_{L-U}$	Frequency range	2400		2500	MHz
G	Small signal gain, 2.4–2.5 GHz		13.5		dB
NF	Noise Figure, 2.4–2.5 GHz		1.5		dB
IP1dB	Input 1 dB compression point		-5		dBm

## 6.0 TYPICAL PERFORMANCE CHARACTERISTICS

Test Conditions:  $V_{DD} = 3.3V$ ,  $T_A = 25^\circ C$ , unless otherwise specified

FIGURE 6-1: S-PARAMETERS

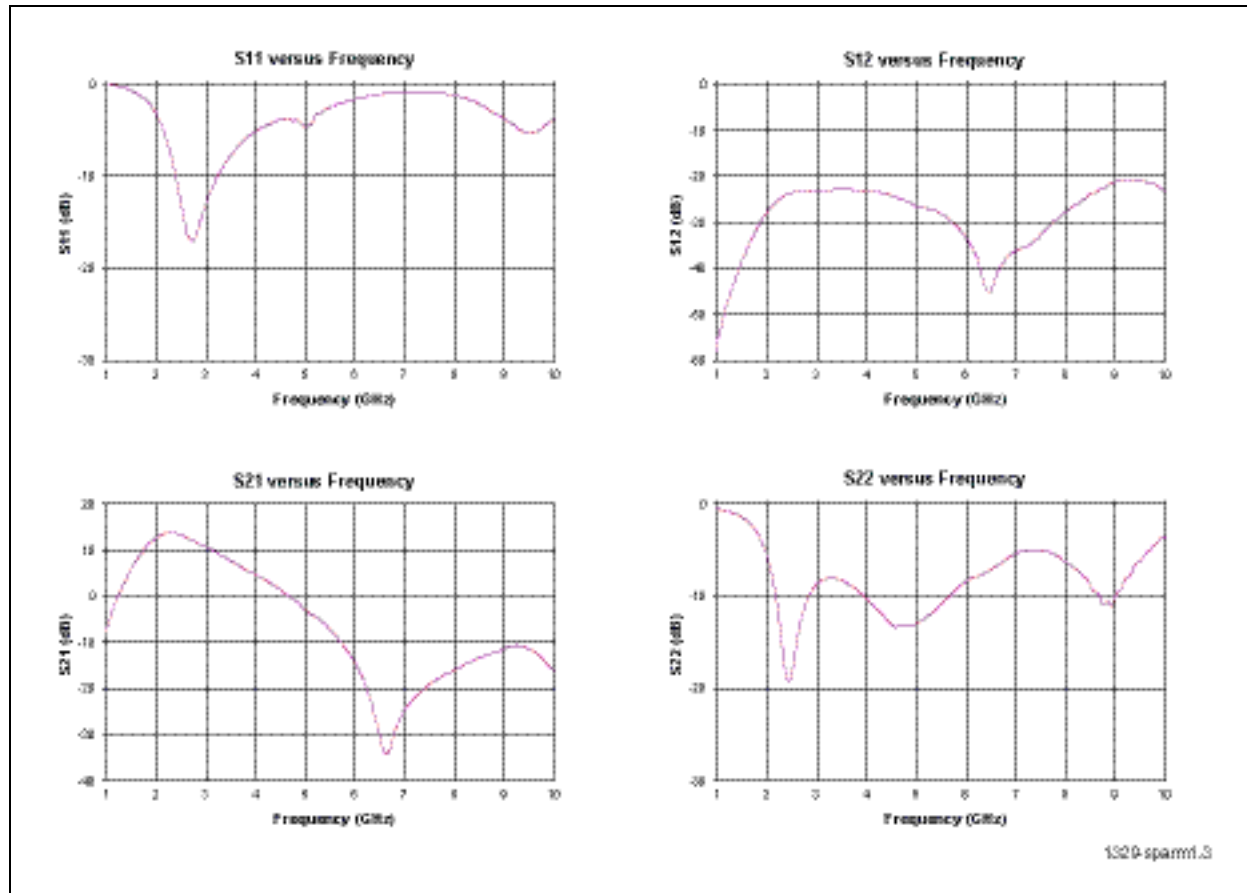


FIGURE 6-2: NOISE FIGURE VERSUS FREQUENCY

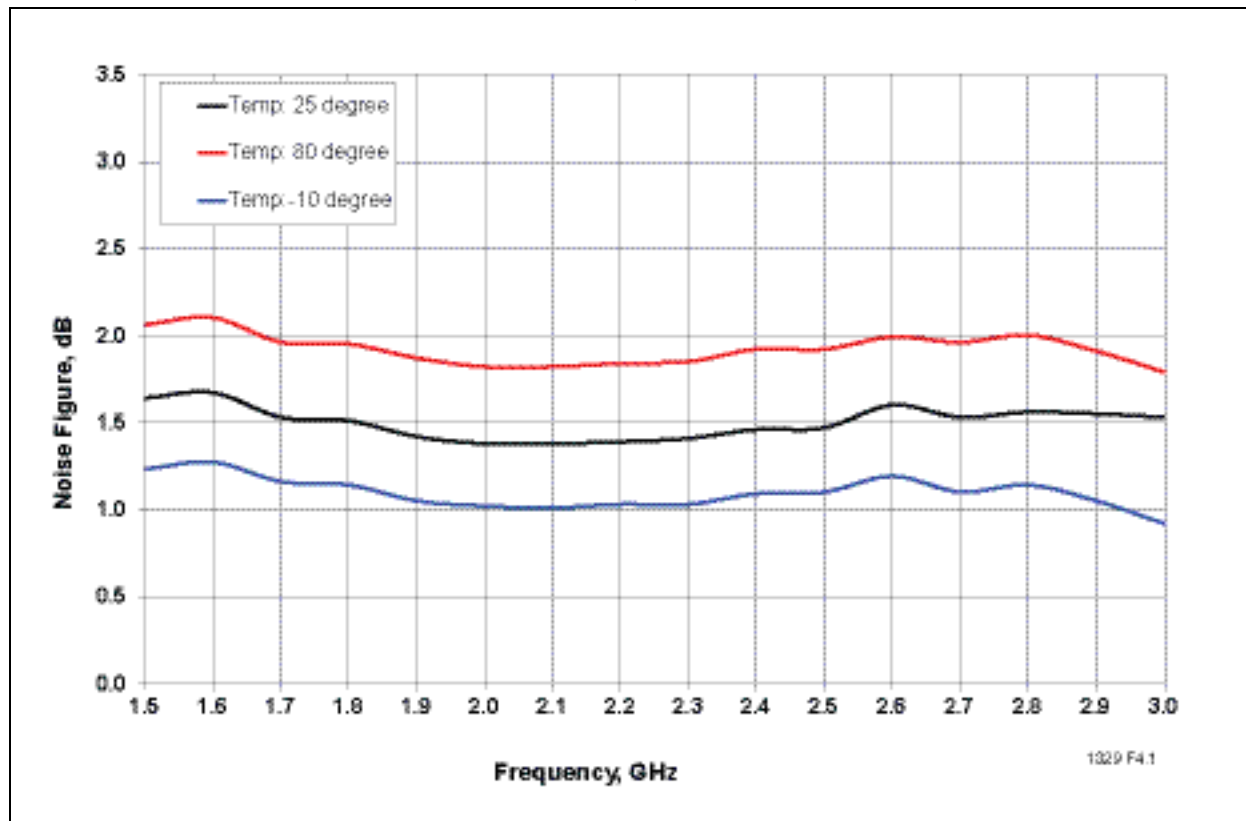


FIGURE 6-3: FREQUENCY RESPONSE OF GAIN (S21) FOR THREE TEMPERATURES

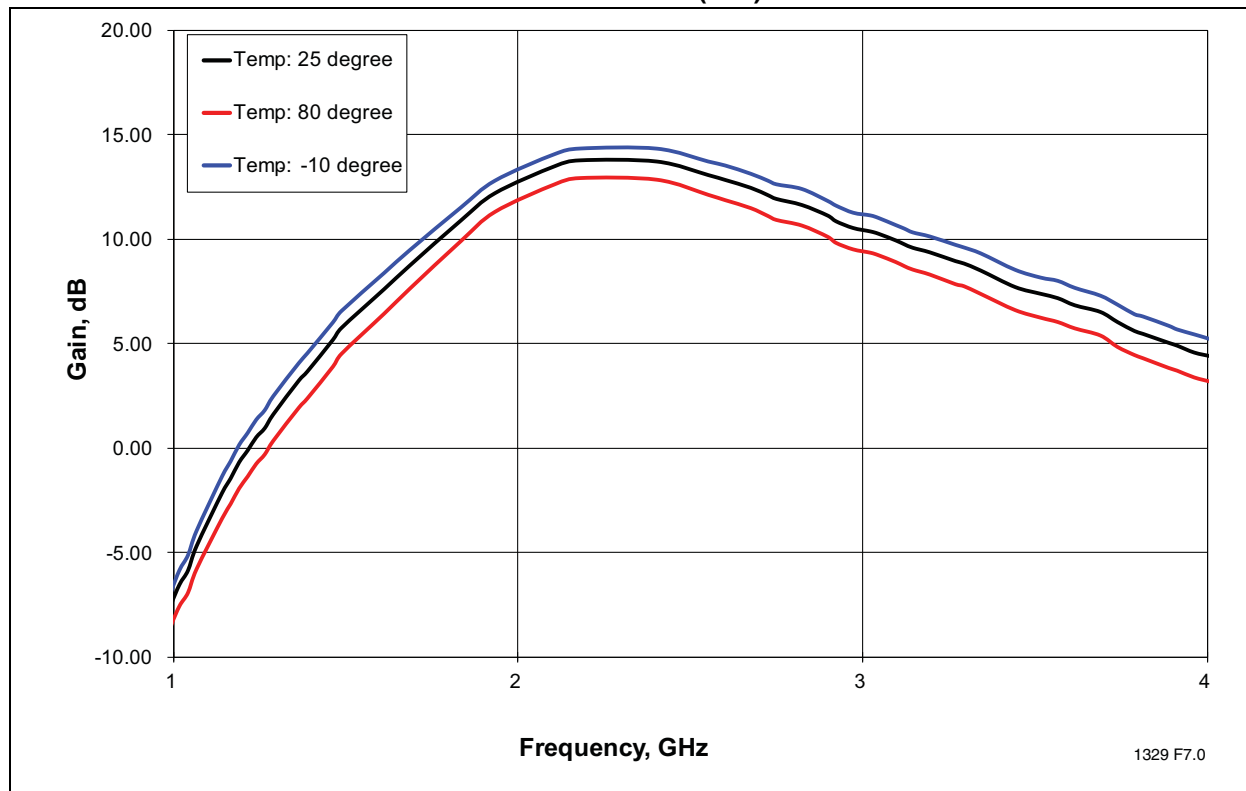


FIGURE 6-4: GAIN VERSUS OUTPUT POWER

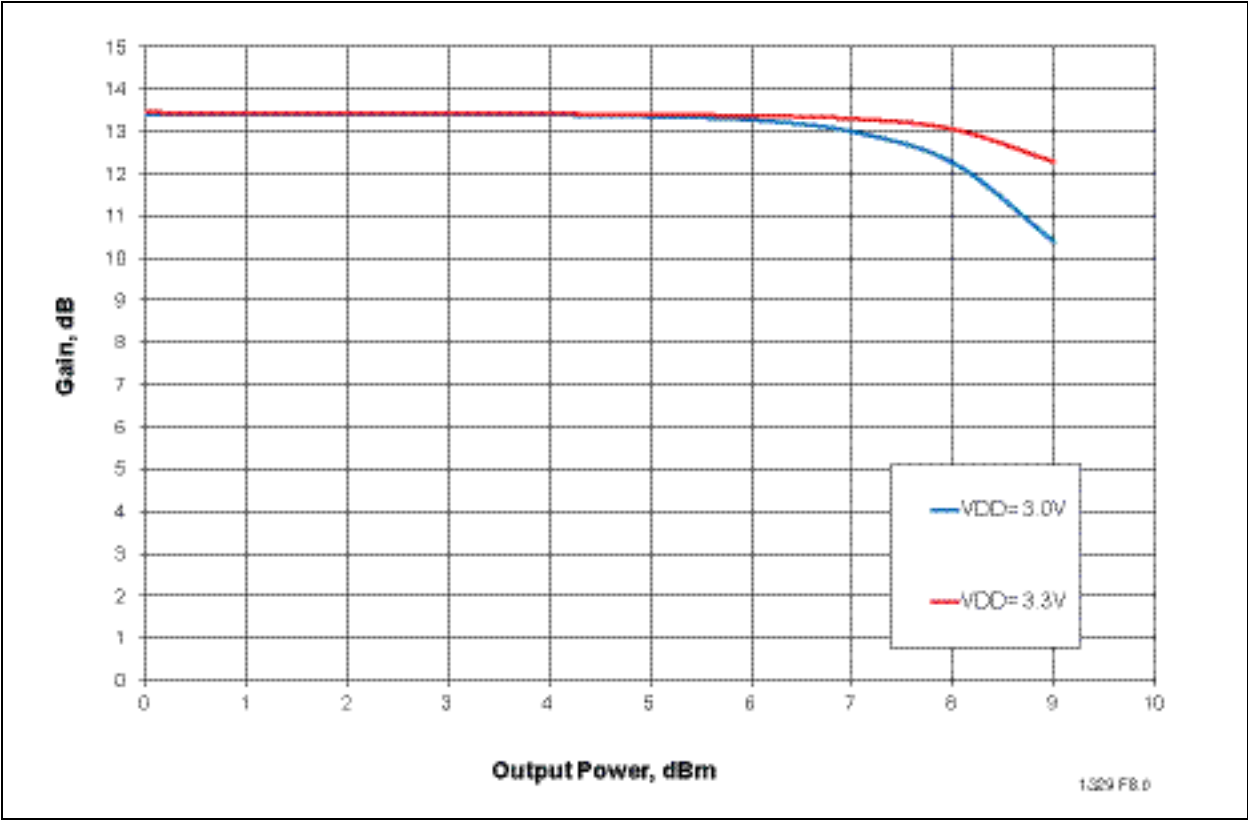
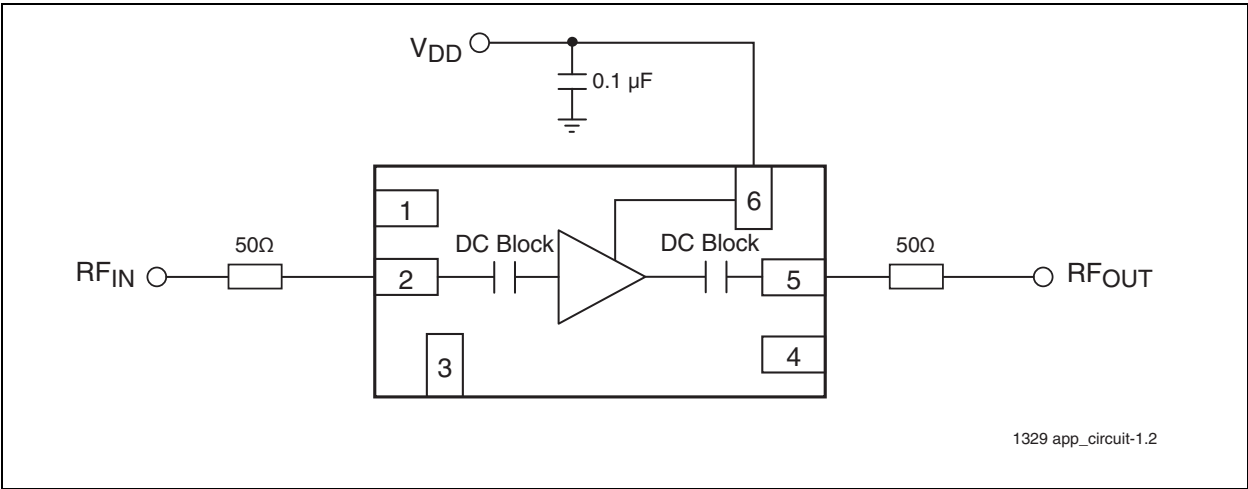


FIGURE 6-5: TYPICAL APPLICATION CIRCUIT



## 7.0 PACKAGING DIAGRAMS

### 6-Lead Ultra Thin Quad Flatpack No-Leads (QU6E/F) - 3x1.6 mm Body [UQFN]

**Note:** For the most current package drawings, please see the Microchip Packaging Specification located at <http://www.microchip.com/packaging>

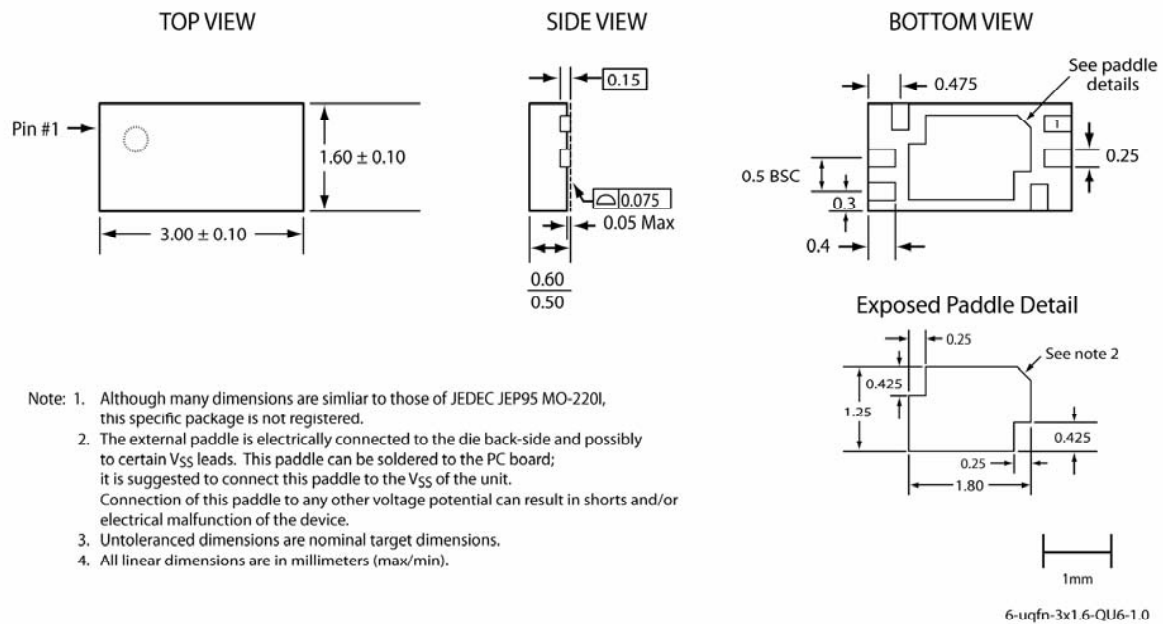


TABLE 7-1: REVISION HISTORY

Revision	Description	Date
00	<ul style="list-style-type: none"> <li>Initial release of data sheet</li> </ul>	Sep 2006
01	<ul style="list-style-type: none"> <li>Updated <a href="#">“Features” on page 1</a></li> </ul>	Sep 2007
02	<ul style="list-style-type: none"> <li>Revised Product Description on page 1</li> <li>Change Suitable Gain to 14 dB globally</li> <li>Changed low-noise figure 1.55 dB globally</li> <li>Changes low-current consumption to 10-12 mA</li> <li>Edited Table 2, DC Electrical Characteristics and Table 3, AC Electrical Characteristics on page</li> <li>Replaced Figures <a href="#">6-1</a> through <a href="#">6-5</a>, pages 5 through 8</li> <li>Edited <a href="#">Figure 6-5</a>, page 8</li> <li>Added <a href="#">Figure 6-3</a> on page 8</li> </ul>	Jun 2008
03	<ul style="list-style-type: none"> <li>Updated Contact Information</li> </ul>	Feb 2009
04	<ul style="list-style-type: none"> <li>Updated document status from “Preliminary Specifications” to “Data Sheet”</li> </ul>	Dec 2009
05	<ul style="list-style-type: none"> <li>Revised IIPE values in Features on page 1 and <a href="#">Table 5-3 on page 3</a></li> <li>Changed definition of “F” environmental attribute in <a href="#">“Packaging Diagrams” on page 7</a></li> </ul>	Nov 2010
A	<ul style="list-style-type: none"> <li>Applied new document format</li> <li>Released document under letter revision system</li> <li>Updated Spec number from S71329 to DS70005143</li> <li>Updated <a href="#">“Features” on page 1</a>, <a href="#">“Electrical Specifications” on page 3</a>, and <a href="#">“Product Identification System” on page 10</a></li> </ul>	Jan 2015



## THE MICROCHIP WEB SITE

Microchip provides online support via our WWW site at [www.microchip.com](http://www.microchip.com). This web site is used as a means to make files and information easily available to customers. Accessible by using your favorite Internet browser, the web site contains the following information:

- **Product Support** – Data sheets and errata, application notes and sample programs, design resources, user's guides and hardware support documents, latest software releases and archived software
- **General Technical Support** – Frequently Asked Questions (FAQ), technical support requests, online discussion groups, Microchip consultant program member listing
- **Business of Microchip** – Product selector and ordering guides, latest Microchip press releases, listing of seminars and events, listings of Microchip sales offices, distributors and factory representatives

## CUSTOMER CHANGE NOTIFICATION SERVICE

Microchip's customer notification service helps keep customers current on Microchip products. Subscribers will receive e-mail notification whenever there are changes, updates, revisions or errata related to a specified product family or development tool of interest.

To register, access the Microchip web site at [www.microchip.com](http://www.microchip.com). Under "Support", click on "Customer Change Notification" and follow the registration instructions.

## CUSTOMER SUPPORT

Users of Microchip products can receive assistance through several channels:

- Distributor or Representative
- Local Sales Office
- Field Application Engineer (FAE)
- Technical Support

Customers should contact their distributor, representative or Field Application Engineer (FAE) for support. Local sales offices are also available to help customers. A listing of sales offices and locations is included in the back of this document.

**Technical support is available through the web site at: <http://microchip.com/support>**

8.0 PRODUCT IDENTIFICATION SYSTEM

To order or obtain information, e.g., on pricing or delivery, refer to the factory or the listed sales office.

<div><div>PART NO.</div><div>Device</div></div> <div><div>XXX</div><div>Package</div></div>	<div><div>Device:</div><div>SST12LN01</div><div>= 2.4-2.5 GHz Low-Noise Amplifier</div></div> <div><div>Package:</div><div>QU6E/QU6F<sup>1</sup></div><div>= UQFN (3mm x 1.6mm), 0.6 max thickness, 6-contact</div></div> <div><div>Evaluation Kit</div><div>K</div><div>= Evaluation Kit</div></div> <div><div>Flag</div></div>	<div><div>Valid Combinations:</div><div>SST12LN01-QU6E</div><div>SST12LN01-QU6E-K</div><div>SST12LN01-QU6F</div><div>SST12LN01-QU6F-K</div></div>
<div>1. Suffix E/F = Matte Tin finish</div>		

---

**Note the following details of the code protection feature on Microchip devices:**

- Microchip products meet the specification contained in their particular Microchip Data Sheet.
- Microchip believes that its family of products is one of the most secure families of its kind on the market today, when used in the intended manner and under normal conditions.
- There are dishonest and possibly illegal methods used to breach the code protection feature. All of these methods, to our knowledge, require using the Microchip products in a manner outside the operating specifications contained in Microchip's Data Sheets. Most likely, the person doing so is engaged in theft of intellectual property.
- Microchip is willing to work with the customer who is concerned about the integrity of their code.
- Neither Microchip nor any other semiconductor manufacturer can guarantee the security of their code. Code protection does not mean that we are guaranteeing the product as "unbreakable."

Code protection is constantly evolving. We at Microchip are committed to continuously improving the code protection features of our products. Attempts to break Microchip's code protection feature may be a violation of the Digital Millennium Copyright Act. If such acts allow unauthorized access to your software or other copyrighted work, you may have a right to sue for relief under that Act.

---

Information contained in this publication regarding device applications and the like is provided only for your convenience and may be superseded by updates. It is your responsibility to ensure that your application meets with your specifications. MICROCHIP MAKES NO REPRESENTATIONS OR WARRANTIES OF ANY KIND WHETHER EXPRESS OR IMPLIED, WRITTEN OR ORAL, STATUTORY OR OTHERWISE, RELATED TO THE INFORMATION, INCLUDING BUT NOT LIMITED TO ITS CONDITION, QUALITY, PERFORMANCE, MERCHANTABILITY OR FITNESS FOR PURPOSE. Microchip disclaims all liability arising from this information and its use. Use of Microchip devices in life support and/or safety applications is entirely at the buyer's risk, and the buyer agrees to defend, indemnify and hold harmless Microchip from any and all damages, claims, suits, or expenses resulting from such use. No licenses are conveyed, implicitly or otherwise, under any Microchip intellectual property rights.

#### **Trademarks**

The Microchip name and logo, the Microchip logo, dsPIC, FlashFlex, flexPWR, JukeBlox, KEELOQ, KEELOQ logo, Klear, LANCheck, MediaLB, MOST, MOST logo, MPLAB, OptoLyzer, PIC, PICSTART, PIC<sup>32</sup> logo, RightTouch, SpyNIC, SST, SST Logo, SuperFlash, and UNI/O are registered trademarks of Microchip Technology Incorporated in the U.S.A. and other countries.

The Embedded Control Solutions Company and mTouch are registered trademarks of Microchip Technology Incorporated in the U.S.A.

Analog-for-the-Digital Age, BodyCom, chipKIT, chipKIT logo, CodeGuard, dsPICDEM, dsPICDEM.net, ECAN, In-Circuit Serial Programming, ICSP, Inter-Chip Connectivity, KlearNet, KlearNet logo, MiWi, MPASM, MPF, MPLAB Certified logo, MPLIB, MPLINK, MultiTRAK, NetDetach, Omniscient Code Generation, PICDEM, PICDEM.net, PICkit, PICtail, RightTouch logo, REAL ICE, SQI, Serial Quad I/O, Total Endurance, TSHARC, USBCheck, VariSense, ViewSpan, WiperLock, Wireless DNA, and ZENA are trademarks of Microchip Technology Incorporated in the U.S.A. and other countries.

SQTP is a service mark of Microchip Technology Incorporated in the U.S.A.

Silicon Storage Technology is a registered trademark of Microchip Technology Inc. in other countries.

GestIC is a registered trademarks of Microchip Technology Germany II GmbH & Co. KG, a subsidiary of Microchip Technology Inc., in other countries.

All other trademarks mentioned herein are property of their respective companies.

© 2014, Microchip Technology Incorporated, Printed in the U.S.A., All Rights Reserved.

ISBN: 978-1-63277-014-1

**QUALITY MANAGEMENT SYSTEM**  
**CERTIFIED BY DNV**  
**= ISO/TS 16949 =**

*Microchip received ISO/TS-16949:2009 certification for its worldwide headquarters, design and wafer fabrication facilities in Chandler and Tempe, Arizona; Gresham, Oregon and design centers in California and India. The Company's quality system processes and procedures are for its PIC® MCUs and dsPIC® DSCs, KEELOQ® code hopping devices, Serial EEPROMs, microperipherals, nonvolatile memory and analog products. In addition, Microchip's quality system for the design and manufacture of development systems is ISO 9001:2000 certified.*

## Worldwide Sales and Service

### AMERICAS

**Corporate Office**  
 2355 West Chandler Blvd.  
 Chandler, AZ 85224-6199  
 Tel: 480-792-7200  
 Fax: 480-792-7277  
 Technical Support:  
<http://www.microchip.com/support>  
 Web Address:  
[www.microchip.com](http://www.microchip.com)

**Atlanta**  
 Duluth, GA  
 Tel: 678-957-9614  
 Fax: 678-957-1455

**Austin, TX**  
 Tel: 512-257-3370

**Boston**  
 Westborough, MA  
 Tel: 774-760-0087  
 Fax: 774-760-0088

**Chicago**  
 Itasca, IL  
 Tel: 630-285-0071  
 Fax: 630-285-0075

**Cleveland**  
 Independence, OH  
 Tel: 216-447-0464  
 Fax: 216-447-0643

**Dallas**  
 Addison, TX  
 Tel: 972-818-7423  
 Fax: 972-818-2924

**Detroit**  
 Novi, MI  
 Tel: 248-848-4000

**Houston, TX**  
 Tel: 281-894-5983  
 Indianapolis

**Noblesville, IN**  
 Tel: 317-773-8323  
 Fax: 317-773-5453

**Los Angeles**  
 Mission Viejo, CA  
 Tel: 949-462-9523  
 Fax: 949-462-9608

**New York, NY**  
 Tel: 631-435-6000

**San Jose, CA**  
 Tel: 408-735-9110

**Canada - Toronto**  
 Tel: 905-673-0699  
 Fax: 905-673-6509

### ASIA/PACIFIC

**Asia Pacific Office**  
 Suites 3707-14, 37th Floor  
 Tower 6, The Gateway  
 Harbour City, Kowloon

**Hong Kong**  
 Tel: 852-2943-5100  
 Fax: 852-2401-3431

**Australia - Sydney**  
 Tel: 61-2-9868-6733  
 Fax: 61-2-9868-6755

**China - Beijing**  
 Tel: 86-10-8569-7000  
 Fax: 86-10-8528-2104

**China - Chengdu**  
 Tel: 86-28-8665-5511  
 Fax: 86-28-8665-7889

**China - Chongqing**  
 Tel: 86-23-8980-9588  
 Fax: 86-23-8980-9500

**China - Dongguan**  
 Tel: 86-769-8702-9880

**China - Hangzhou**  
 Tel: 86-571-8792-8115  
 Fax: 86-571-8792-8116

**China - Hong Kong SAR**  
 Tel: 852-2943-5100  
 Fax: 852-2401-3431

**China - Nanjing**  
 Tel: 86-25-8473-2460  
 Fax: 86-25-8473-2470

**China - Qingdao**  
 Tel: 86-532-8502-7355  
 Fax: 86-532-8502-7205

**China - Shanghai**  
 Tel: 86-21-5407-5533  
 Fax: 86-21-5407-5066

**China - Shenyang**  
 Tel: 86-24-2334-2829  
 Fax: 86-24-2334-2393

**China - Shenzhen**  
 Tel: 86-755-8864-2200  
 Fax: 86-755-8203-1760

**China - Wuhan**  
 Tel: 86-27-5980-5300  
 Fax: 86-27-5980-5118

**China - Xian**  
 Tel: 86-29-8833-7252  
 Fax: 86-29-8833-7256

### ASIA/PACIFIC

**China - Xiamen**  
 Tel: 86-592-2388138  
 Fax: 86-592-2388130

**China - Zhuhai**  
 Tel: 86-756-3210040  
 Fax: 86-756-3210049

**India - Bangalore**  
 Tel: 91-80-3090-4444  
 Fax: 91-80-3090-4123

**India - New Delhi**  
 Tel: 91-11-4160-8631  
 Fax: 91-11-4160-8632

**India - Pune**  
 Tel: 91-20-3019-1500

**Japan - Osaka**  
 Tel: 81-6-6152-7160  
 Fax: 81-6-6152-9310

**Japan - Tokyo**  
 Tel: 81-3-6880-3770  
 Fax: 81-3-6880-3771

**Korea - Daegu**  
 Tel: 82-53-744-4301  
 Fax: 82-53-744-4302

**Korea - Seoul**  
 Tel: 82-2-554-7200  
 Fax: 82-2-558-5932 or  
 82-2-558-5934

**Malaysia - Kuala Lumpur**  
 Tel: 60-3-6201-9857  
 Fax: 60-3-6201-9859

**Malaysia - Penang**  
 Tel: 60-4-227-8870  
 Fax: 60-4-227-4068

**Philippines - Manila**  
 Tel: 63-2-634-9065  
 Fax: 63-2-634-9069

**Singapore**  
 Tel: 65-6334-8870  
 Fax: 65-6334-8850

**Taiwan - Hsin Chu**  
 Tel: 886-3-5778-366  
 Fax: 886-3-5770-955

**Taiwan - Kaohsiung**  
 Tel: 886-7-213-7828

**Taiwan - Taipei**  
 Tel: 886-2-2508-8600  
 Fax: 886-2-2508-0102

**Thailand - Bangkok**  
 Tel: 66-2-694-1351  
 Fax: 66-2-694-1350

### EUROPE

**Austria - Wels**  
 Tel: 43-7242-2244-39  
 Fax: 43-7242-2244-393

**Denmark - Copenhagen**  
 Tel: 45-4450-2828  
 Fax: 45-4485-2829

**France - Paris**  
 Tel: 33-1-69-53-63-20  
 Fax: 33-1-69-30-90-79

**Germany - Dusseldorf**  
 Tel: 49-2129-3766400

**Germany - Munich**  
 Tel: 49-89-627-144-0  
 Fax: 49-89-627-144-44

**Germany - Pforzheim**  
 Tel: 49-7231-424750

**Italy - Milan**  
 Tel: 39-0331-742611  
 Fax: 39-0331-466781

**Italy - Venice**  
 Tel: 39-049-7625286

**Netherlands - Drunen**  
 Tel: 31-416-690399  
 Fax: 31-416-690340

**Poland - Warsaw**  
 Tel: 48-22-3325737

**Spain - Madrid**  
 Tel: 34-91-708-08-90  
 Fax: 34-91-708-08-91

**Sweden - Stockholm**  
 Tel: 46-8-5090-4654

**UK - Wokingham**  
 Tel: 44-118-921-5800  
 Fax: 44-118-921-5820