

IEC Appliance Outlet J, Snap-in/Screw-on Mounting, Front Side, Solder or Quick-connect Terminal



Snap-in version



Screw-on Version



See below:

**Approvals and Compliances**

**Description**

- Snap-in or screw-on mounting , from front side
- Connector , Pin temperature 70 °C Protection class I
- V-Lock notch standard
- Safety of electrical appliances for household and similar purposes. Meets the requirements for appliances in unattended use. This includes the enhanced requirements of glow wire tests acc. to IEC 60695-2-12 and -13.
- Solder terminals or quick connect terminals

**Characteristics**

- Suitable for use in equipment according to IEC/UL 60950

**Other versions on request**

- Other panel thickness
- Variants in white color
- For protection class II

**References**

Substitute for type [0723](#); [5213](#); [5216](#)  
 Alternative: version with integrated light pipes [4797-5](#)

**Weblinks**

[pdf datasheet](#), [html-datasheet](#), [General Product Information](#), [Distributor-Stock-Check](#), [Accessories](#), [Detailed request for product](#), [Microsite](#), [Landing Page](#)

The integration of light pipes in the appliance outlet provides status indication in smart PDUs. See PDU Landing Page for more information.  
[Power Distribution Units](#)

**Technical Data**

Ratings IEC	16A / 250VAC; 50Hz	appliance inlet/-outlet	J acc. to IEC 60320-3
Ratings UL/CSA	20A / 250VAC; 60Hz		UL 498, CSA C22.2 no. 42 (for cold conditions) pin-temperature 70 °C, 16A, Protection Class I
Dielectric Strength	> 2.5 kVAC between L-N > 3 kVAC between L/N-PE (1 min/50Hz)		
Allowable Operation Temperature	-25 °C to 70 °C		
Insulation cover	Suitable for appliances with protection class I or II acc. to IEC 61140		
Terminal	Solder terminals or quick connect terminals		
Panel Thickness S	Screw: max 8 mm Mounting screw torque max 0.5Nm Snap-in: 0.8mm to 3mm		
Material: Housing	Thermoplastic, black, UL 94V-0		

**Approvals and Compliances**

Detailed information on product approvals, code requirements, usage instructions and detailed test conditions can be looked up in [Details about Approvals](#)





**Approvals**

The approval mark is used by the testing authorities to certify compliance with the safety requirements placed on electronic products.  
 Approval Reference Type: 4797

Approval Logo	Certificates	Certification Body	Description
	<a href="#">SEV Approvals</a>	SEV	Certificate Number: 13-IK-0142.S01
	<a href="#">UL Approvals</a>	UL	UL File Number: E103791
	<a href="#">CQC Approvals</a>	CQC	CCC Certificate Number: 2016180204002357



## Product standards

Product standards that are referenced

Organization	Design	Standard	Description
	Designed according to	IEC 60320-1	Appliance couplers for household and similar general purposes
	Designed according to	IEC 60320-3	Appliance couplers for household and similar general purposes
	Designed according to	UL 498	Standard for Attachment Plugs and Receptacles
	Designed according to	CSA C22.2 no. 42	General Use Receptacles, Attachment Plugs, and Similar Wiring Devices







## Application standards

Application standards where the product can be used

Organization	Design	Standard	Description
	Designed for applications acc.	IEC/UL 60950	IEC 60950-1 includes the basic requirements for the safety of information technology equipment.
	Designed for applications acc.	IEC 60335-1	Safety of electrical appliances for household and similar purposes. Meets the requirements for appliances in unattended use. This includes the enhanced requirements of glow wire tests acc. to IEC 60695-2-12 and -13.

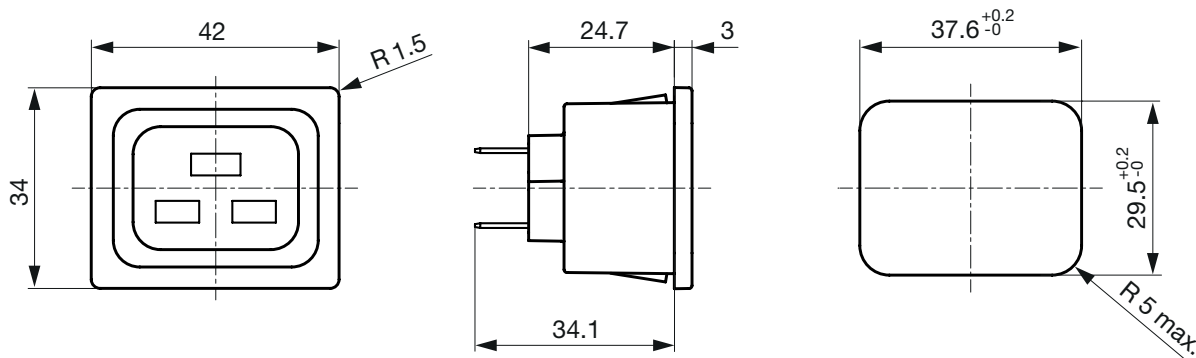
## Compliances

The product complies with following Guide Lines

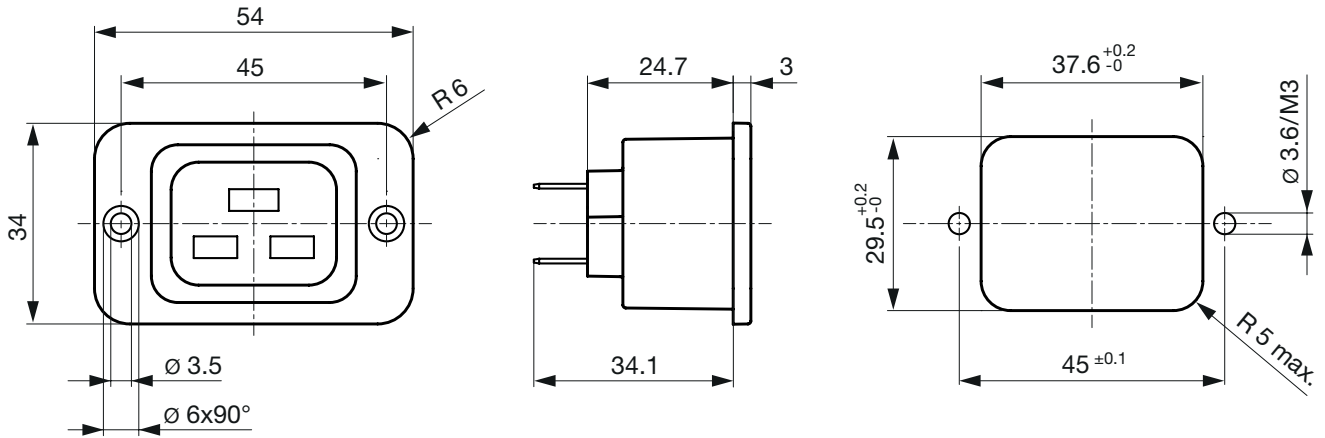
Identification	Details	Initiator	Description
	CE declaration of conformity	SCHURTER AG	The CE marking declares that the product complies with the applicable requirements laid down in the harmonisation of Community legislation on its affixing in accordance with EU Regulation 765/2008.
	RoHS	SCHURTER AG	EU Directive RoHS 2011/65/EU
	China RoHS	SCHURTER AG	The law SJ / T 11363-2006 (China RoHS) has been in force since 1 March 2007. It is similar to the EU directive RoHS.
	REACH	SCHURTER AG	On 1 June 2007, Regulation (EC) No 1907/2006 on the Registration, Evaluation, Authorization and Restriction of Chemicals 1 (abbreviated as "REACH") entered into force.
	MicrositeV-Lock	SCHURTER AG	V-Lock system are based on a matching plug-dose combination. The connector is equipped with a notch intended for use with the latching cordset. The cord latching system prevents against accidental removal of the cordset.
	White paperGlow wire test	SCHURTER AG	Meets the requirements of IEC 60335-1 for appliances in unattended use. This includes the enhanced requirements of glow wire tests acc. to IEC 60695-2-12 and -13.

## Dimensions [mm]

Snap-in mounting from front side



Screw-on mounting from front side



### All Variants

Panel mounting	Panel Thickness s [mm]	Terminal	Protection Class	Order Number
Snap-in	1	Quick connect terminals 6.3 x 0.8 mm	I	4797.0010
Snap-in	1.2	Quick connect terminals 6.3 x 0.8 mm	I	4797.0012
Snap-in	1.5	Quick connect terminals 6.3 x 0.8 mm	I	4797.0015
Snap-in	2	Quick connect terminals 6.3 x 0.8 mm	I	4797.0020
Snap-in	2.5	Quick connect terminals 6.3 x 0.8 mm	I	4797.0025
Snap-in	3	Quick connect terminals 6.3 x 0.8 mm	I	4797.0030
Snap-in	1	Solder terminals	I	4797.3010
Snap-in	1.2	Solder terminals	I	4797.3012
Snap-in	1.5	Solder terminals	I	4797.3015
Snap-in	2	Solder terminals	I	4797.3020
Snap-in	2.5	Solder terminals	I	4797.3025
Snap-in	3	Solder terminals	I	4797.3030
Screw	-	Quick connect terminals 6.3 x 0.8 mm	I	4797.0000
Screw	-	Solder terminals	I	4797.3000

Most Popular.

Availability for all products can be searched real-time: <https://www.schurter.com/en/Stock-Check/Stock-Check-SCHURTER>


**Packaging unit** 50 Pcs

Accessories

Description



[Wire Harness](#)  
 Wire harness for SCHURTER products



[Assorted Covers](#)  
 Rear Cover

0859.0075



[Cord retaining kits](#)  
 Cord retaining strain relief

Countersunk, J

4700.0009

Flat head, L

4700.0011

Mating Inlets/Plugs

Category / Description



[Plug Overview complete](#)

IEC Plug I, Cord Connector (Rewireable), Straight

4796

IEC Plug I, Cord Connector (Rewireable), Angled

4789

[Plug further types to 4797](#)

Mating Inlets/Plugs shuttered

[Interconnection Cord Overview complete](#)



VAC19KS, Interconnection, V-Lock cord retaining, 2.0 m, Connector IEC C19, H05VV-F3G1.5 / SJT 3x14 AWG, black

3-100-362

VAC19KS, Interconnection, V-Lock cord retaining, 3.0 m, Connector IEC C19, H05VV-F3G1.5 / SJT 3x14 AWG, black

3-100-363

VAC19KS, Interconnection, V-Lock cord retaining, 1.0 m, Connector IEC C19, H05VV-F3G1.5, black

6051.2147

VAC19KS, Interconnection, V-Lock cord retaining, 1.0 m, Connector IEC C19, H05VV-F3G1.5 / SJT 3x14 AWG, black

6051.2197

VAC19KS, Interconnection, V-Lock cord retaining, 2.0 m, Connector IEC C19, H05VV-F3G1.5, black

6051.2047

[Interconnection Cord further types to 4797](#)