

Push button for PCB mounting



PMS IP67



PMS Variable height, IP40

See below:

**Approvals and Compliances**

**Description**

- Switches are possible with different heights
- High-quality gold contacts
- Solder terminals

**Unique Selling Proposition**

- Reliable tactile feedback on input
- Simple assembly
- Long life time

**Weblinks**

[html-datasheet](#), [General Product Information](#), [CAD-Drawings](#), [Product News](#), [Detailed request for product](#)

**Technical Data**

**Electrical Data**

Switching Voltage	30 VAC/ 42 VDC
Switching Current	50 mA
Rated Switching Capacity	0.12 W
Lifetime	> 1 million actuations at Rated Switching Capacity
Contact Resistance	< 50mΩ < 150 mΩ after lifetime
Insulation Resistance	> 100 MΩ
Duration of Bounce	typ. 0.15 ms

**Mechanical Data**

Actuating Force	IP 40: 1.8 ± 0.4 N IP 67: 2.2 ± 0.4 N
Actuating Travel	0.35 ± 0.1 mm
End Stop Strength	< 100 N
Lifetime	> 1 million actuations

**Climatical Data**

Operating Temperature	-40°C to 85°C
Storage Temperature	-40°C to 85°C
IP-Protection	IP 40 and IP 67

**Soldering Data**

Soldering Methods	Wave
Solderability	245°C / 5 sec (IEC 60068-2-58 Test Td)
Resistance to Soldering Heat	260°C / 10 sec (IEC 60068-2-58 Test Td)

**Material**

Sealing membrane IP 67	VMQ
Contact Material Gold	CuZn37 1.5 µm Ni 0.5 µm Au
Terminals	CuZn37 8 µm SnPb
Socket	Thermoplastic (PA 4.6)
Actuator	Thermoplastic (PPS)
Cover of Actuator	X 12 CrNi 17 7
Elongated Button	Thermoplastic (PC)

**Approvals and Compliances**

Detailed information on product approvals, code requirements, usage instructions and detailed test conditions can be looked up in [Details about Approvals](#)




**Application standards**

Application standards where the product can be used

Organization	Design	Standard	Description
	Designed for applications acc.	IEC/UL 60950	IEC 60950-1 includes the basic requirements for the safety of information technology equipment.

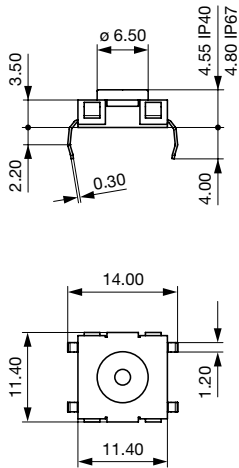
**Compliances**

The product complies with following Guide Lines

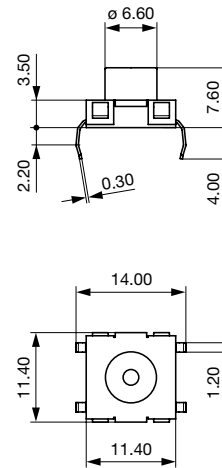
Identification	Details	Initiator	Description
	RoHS	SCHURTER AG	EU Directive RoHS 2011/65/EU
	China RoHS	SCHURTER AG	The law SJ / T 11363-2006 (China RoHS) has been in force since 1 March 2007. It is similar to the EU directive RoHS.
	REACH	SCHURTER AG	On 1 June 2007, Regulation (EC) No 1907/2006 on the Registration, Evaluation, Authorization and Restriction of Chemicals 1 (abbreviated as "REACH") entered into force.

**Dimension [mm]**

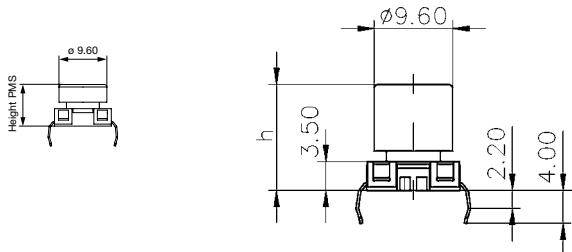
PMS PCB Base module



PMS PCB Variable height

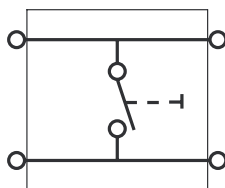


PMS PCB with elongated button



**Diagrams**

Circuit Diagram SMS/PMS



All Variants

IP Protection Class Front Side	Terminal	Type	Overall height / Color	Order Number
IP 40	-	Short actuator	-	1241.1602
IP 67	-	Short actuator	-	1241.1608
IP 40	-	Long actuator	-	1241.1614
IP 67	-	Long actuator	-	1241.1620
IP 40	-	Height variable	8.35 mm / yellow	1241.1624.1
IP 40	-	Height variable	14.35 mm / yellow + black	1241.1624.11
IP 40	-	Height variable	9.10 mm / orange	1241.1624.2
IP 40	-	Height variable	15.10 mm / orange + black	1241.1624.21
IP 40	-	Height variable	9.85 mm / red	1241.1624.3
IP 40	-	Height variable	15.85 mm / red + black	1241.1624.31
IP 40	-	Height variable	10.60 mm / blue	1241.1624.4
IP 40	-	Height variable	16.60 mm / blue + black	1241.1624.41
IP 40	-	Height variable	11.35 mm / green	1241.1624.5
IP 40	-	Height variable	17.35 mm / green + black	1241.1624.51
IP 40	-	Height variable	12.10 mm / grey	1241.1624.6
IP 40	-	Height variable	18.10 mm / grey + black	1241.1624.61
IP 40	-	Height variable	12.85 mm / black	1241.1624.7
IP 40	-	Height variable	18.85 mm / black + black	1241.1624.71
IP 40	-	Height variable	13.60 mm / white	1241.1624.8
IP 40	-	Height variable	19.60 mm / white + black	1241.1624.81
IP 67	-	Height variable	8.35 mm / yellow	1241.1625.1
IP 67	-	Height variable	14.35 mm / yellow + black	1241.1625.11
IP 67	-	Height variable	9.10 mm / orange	1241.1625.2
IP 67	-	Height variable	15.10 mm / orange + black	1241.1625.21
IP 67	-	Height variable	9.85 mm / red	1241.1625.3
IP 67	-	Height variable	15.85 mm / red + black	1241.1625.31
IP 67	-	Height variable	10.60 mm / blue	1241.1625.4
IP 67	-	Height variable	16.60 mm / blue + black	1241.1625.41
IP 67	-	Height variable	11.35 mm / green	1241.1625.5
IP 67	-	Height variable	17.35 mm / green + black	1241.1625.51
IP 67	-	Height variable	12.10 mm / grey	1241.1625.6
IP 67	-	Height variable	18.10 mm / grey + black	1241.1625.61
IP 67	-	Height variable	12.85 mm / black	1241.1625.7
IP 67	-	Height variable	18.85 mm / black + black	1241.1625.71
IP 67	-	Height variable	13.60 mm / white	1241.1625.8
IP 67	-	Height variable	19.60 mm / white + black	1241.1625.81

Availability for all products can be searched real-time:<https://www.schurter.com/en/Stock-Check/Stock-Check-SCHURTER>

Starting with 14:50 mm the heights are realized with an additional (second) elongated button in black color

**Packaging unit**      loose in boxes (100 pcs.)