

Miniature Fuse, 5 x 20 mm, Quick-Acting F, H, 250 VAC



IEC 60127-2 · 250 VAC · Quick-Acting F

See below:

[Approvals and Compliances](#)

Description

- IEC Standard Fuse
- H = High Breaking Capacity (Ceramic Tube)

Applications

- Primary Protection in Equipment

References


Pigtail Type [SP 5x20 Pigtail](#)

Fuse Kit [Fuse Kit FST 5x20 / SP 5x20](#); [Fuse Kit SP 5x20 / SPT 5x20](#)

Weblinks

[pdf datasheet](#), [html-datasheet](#), [General Product Information](#), [Packaging details](#), [Distributor-Stock-Check](#), [Detailed request for product](#)

Technical Data

Rated Voltage	250 VAC
Rated current	0.5 - 16 A
Breaking Capacity	500 A - 1500 A
Characteristic	Quick-Acting F
Admissible Ambient Air Temp.	-55 °C to 125 °C
Climatic Category	55/125/21 acc. to IEC 60068-1
Material: Tube	Ceramic
Material: Endcaps	Nickel-Plated Copper Alloy
Unit Weight	1.18 g
Storage Conditions	0 °C to 60 °C, max. 70% r.h.
Product Marking	 , Rated current, Rated Voltage, Characteristic, Breaking Capacity, Approvals






Approvals and Compliances

Detailed information on product approvals, code requirements, usage instructions and detailed test conditions can be looked up in [Details about Approvals](#)

Approvals



The approval mark is used by the testing authorities to certify compliance with the safety requirements placed on electronic products.

Approval Reference Type: SP 5x20

Approval Logo	Certificates	Certification Body	Description
	VDE Approvals	VDE	VDE Certificate Number: 40009397
	UL Approvals	UL	UL File Number: E41599
	CQC Approvals	CQC	CCC Certificate Number:
	KTL Approvals	KTL	Korea Testing Laboratory
	METI Approvals	METI	Japan Electrical Safety and Environment technology Laboratories JET5265-31003-2006


Product standards

Product standards that are referenced

Organization	Design	Standard	Description
	Designed according to	UL 248-14	Low voltage fuses - Part 14: Additional fuses
	Designed according to	CSA22.2 No. 248.14	Low-Voltage Fuses - Part 14: Supplemental Fuses





Application standards

Application standards where the product can be used

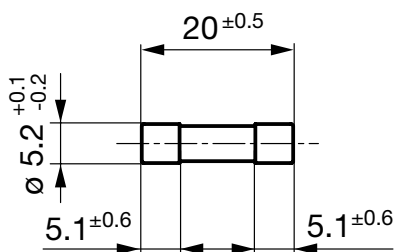
Organization	Design	Standard	Description
	Designed for applications acc.	IEC/UL 60950	IEC 60950-1 includes the basic requirements for the safety of information technology equipment.

Compliances

The product complies with following Guide Lines

Identification	Details	Initiator	Description
	CE declaration of conformity	SCHURTER AG	The CE marking declares that the product complies with the applicable requirements laid down in the harmonisation of Community legislation on its affixing in accordance with EU Regulation 765/2008.
	RoHS	SCHURTER AG	EU Directive RoHS 2011/65/EU
	China RoHS	SCHURTER AG	The law SJ / T 11363-2006 (China RoHS) has been in force since 1 March 2007. It is similar to the EU directive RoHS.
	REACH	SCHURTER AG	On 1 June 2007, Regulation (EC) No 1907/2006 on the Registration, Evaluation, Authorization and Restriction of Chemicals 1 (abbreviated as "REACH") entered into force.

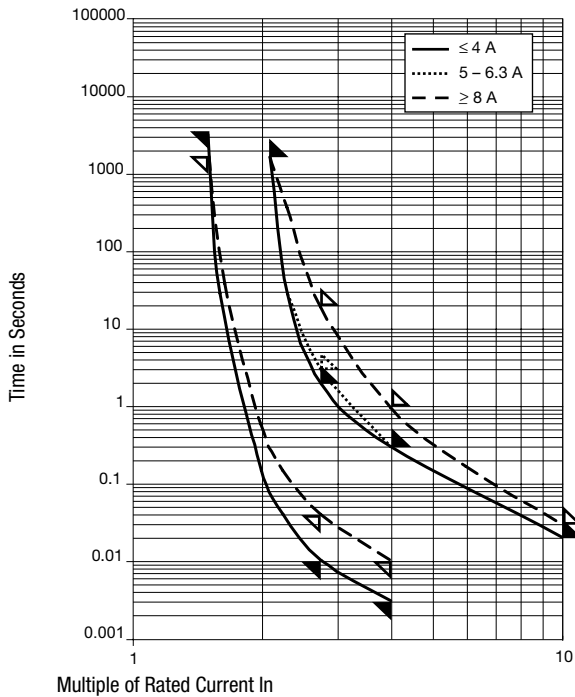
Dimension [mm]



Pre-Arcing Time

Rated Current In	1.5 x In min.	2.1 x In max.	2.75 x In min.	2.75 x In max.	4.0 x In min.	4.0 x In max.	10.0 x In max.
0.5 A - 4 A	60 min	30 min	10 ms	2 s	3 ms	300 ms	20 ms
5 A - 6.3 A	60 min	30 min	10 ms	3 s	3 ms	300 ms	20 ms
8 A - 10 A	30 min	30 min	40 ms	20 s	10 ms	1 s	30 ms
12.5 A - 16 A	15 min	30 min	40 ms	20 s	10 ms	1 s	30 ms

Time-Current-Curves



All Variants

Rated Current [A]	Rated Voltage [VAC]	Breaking Capacity	Voltage Drop 1.0 I _n max. [mV]	Voltage Drop 1.0 I _n typ. [mV]	Power Dissipation 1.5 I _n max. [mW]	Power Dissipation 1.5 I _n typ. [mW]	Melting I ² t 10.0 Intyp. [A ² s]						Order Number
0.5	250	1)	1800	830	2500	2400	0.098	●	●	●	●	●	0001.1001
0.63	250	1)	1500	800	2500	2400	0.207	●	●	●	●	●	0001.1002
0.8	250	1)	1200	580	2500	2400	0.469	●	●	●	●	●	0001.1003
1	250	1)	1000	600	2500	2500	0.75	●	●	●	●	●	0001.1004
1.25	250	1)	800	270	4000	1000	0.538	●	●	●	●	●	0001.1005
1.6	250	1)	600	350	4000	1600	0.755	●	●	●	●	●	0001.1006
2	250	1)	500	260	4000	1600	2	●	●	●	●	●	0001.1007
2.5	250	1)	400	260	4000	1900	3.28	●	●	●	●	●	0001.1008
3.15	250	1)	350	210	4000	1900	6.78	●	●	●	●	●	0001.1009
4	250	1)	300	200	4000	2400	12.6	●	●	●	●	●	0001.1010
5	250	1)	250	160	4000	2400	30.8	●	●	●	●	●	0001.1011
6.3	250	1)	200	150	4000	3200	36.7	●	●	●	●	●	0001.1012
8	250	1)	200	140	4000	3900	81.9	●	●	●	●	●	0001.1013
10	250	1)	200	130	4000	3000	141	●	●	●	●	●	0001.1014
12.5	250	2)	-	110	-	6900	203	●	●	●	●	●	0001.1015
16	250	2)	-	120	-	7400	461	●	●	●	●	●	0001.1016

Most Popular.

Availability for all products can be searched real-time: <https://www.schurter.com/en/Stock-Check/Stock-Check-SCHURTER>

- 1) IEC: H = 1500 A @ 250 VAC, p.f. = 0.7 - 0.8
- 1) UL: 10 kA @ 125 VAC, p.f. = 0.7 - 0.8 / 1500 A @ 250 VAC, p.f. = 0.7 - 0.8
- 2) IEC: 1000 A @ 250 VAC
- 2) UL: 500 A @ 125 VAC, p.f. = 0.7 - 0.8 / 1000 A @ 125 VAC / 500 A @ 250 VAC

Packaging Unit	xxxx.xxxx	Small Box Pack (10 pcs.)
	xxxx.xxxx.G	Bulk 128 x 91 x 60 mm (1000 pcs.)

The specifications, descriptions and illustrations indicated in this document are based on current information. All content is subject to modifications and amendments. Information furnished is believed to be accurate and reliable. However, users should independently evaluate the suitability and test each product selected for their own applications.