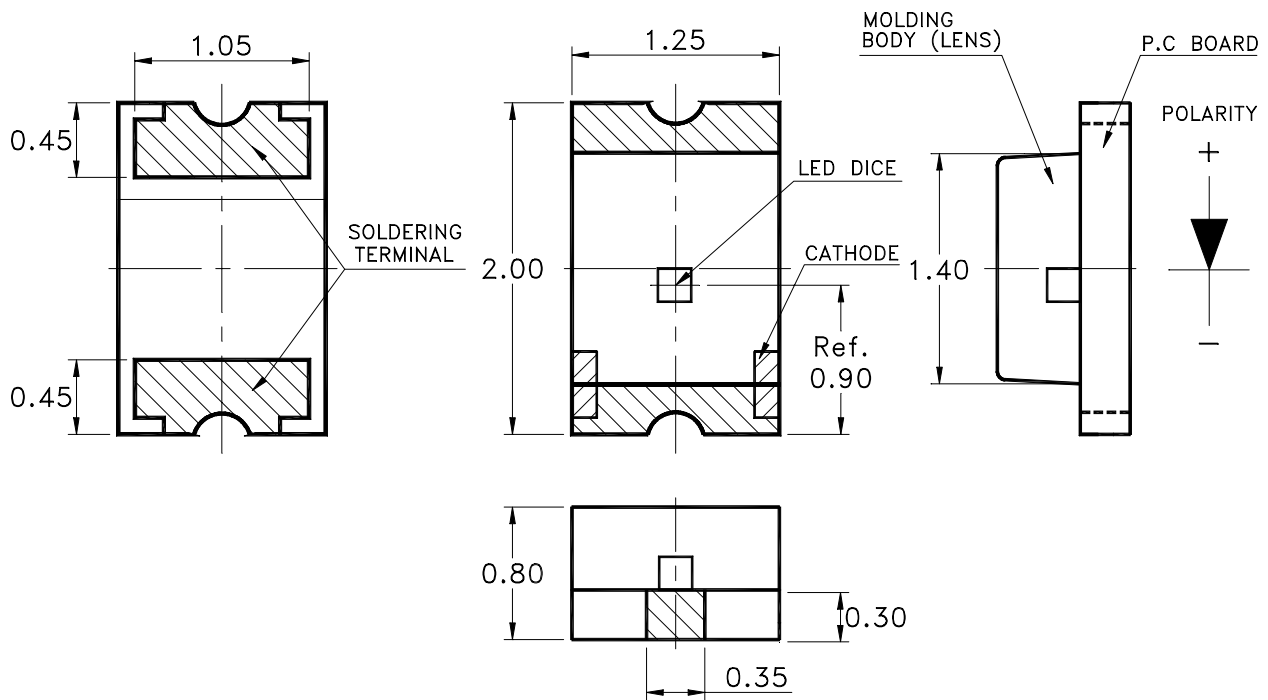


Property of Lite-On Only

### Features

- \* Super thin (0.80H mm) Chip LED
- \* Package in 8mm tape on 7" diameter reels.
- \* Compatible with automatic placement equipment.
- \* Compatible with infrared and vapor phase reflow solder process.
- \* EIA STD package.
- \* I.C. compatible.

### Package Dimensions



Part no.	Lens	Source Color
LTST-C171GKT	Water Clear	GaP on GaP Green

### Notes:

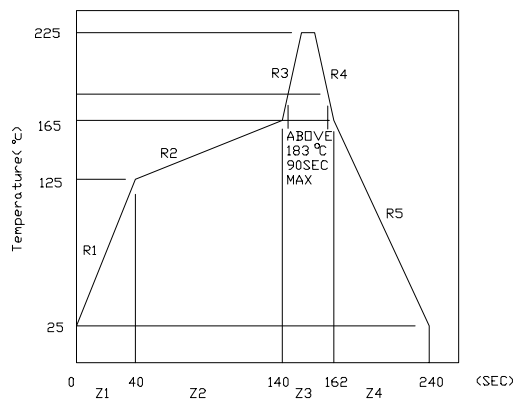
1. All dimensions are in millimeters (inches).
2. Tolerance is  $\pm 0.1\text{mm}$  (.004") unless otherwise noted.

## Property of Lite-On Only

### Absolute Maximum Ratings At Ta=25°C

Parameter	LTST-C171GKT	Unit
Power Dissipation	100	mW
Peak Forward Current (1/10 Duty Cycle, 0.1ms Pulse Width)	120	mA
Continuous Forward Current	30	mA
Derating Linear From 50°C	0.6	mA/°C
Reverse Voltage	5	V
Operating Temperature Range	-55°C to +85°C	
Storage Temperature Range	-55°C to +85°C	
Wave Soldering Condition	260°C For 5 Seconds	
Infrared Soldering Condition	260°C For 5 Seconds	
Vapor Phase Soldering Condition	215°C For 3 Minutes	

Suggest IR Reflow Condition :





Property of Lite-On Only

Electrical Optical Characteristics At Ta=25°C

Parameter	Symbol	Part No. LTST-	Min.	Typ.	Max.	Unit	Test Condition
Luminous Intensity	IV	C171GKT	5.0	12.0		mcd	IF = 20mA Note 1
Viewing Angle	2θ 1/2	C171GKT		130		deg	Note 2 (Fig.6)
Peak Emission Wavelength	λ Peak	C171GKT		565		nm	Measurement @Peak (Fig.1)
Dominant Wavelength	λ d	C171GKT		569		nm	Note 3
Spectral Line Half-Width	Δ λ	C171GKT		30		nm	
Forward Voltage	VF	C171GKT		2.1	2.6	V	IF = 20mA
Reverse Current	IR	C171GKT			100	μ A	VR = 5V
Capacitance	C	C171GKT		35		PF	VF = 0 f = 1MHZ

Notes: 1. Luminous intensity is measured with a light sensor and filter combination that approximates the CIE eye-response curve.

2. θ 1/2 is the off-axis angle at which the luminous intensity is half the axial luminous intensity.

3. The dominant wavelength, λ d is derived from the CIE chromaticity diagram and represents the single wavelength which defines the color of the device.

## Property of Lite-On Only

### Typical Electrical / Optical Characteristics Curves

(25°C Ambient Temperature Unless Otherwise Noted)

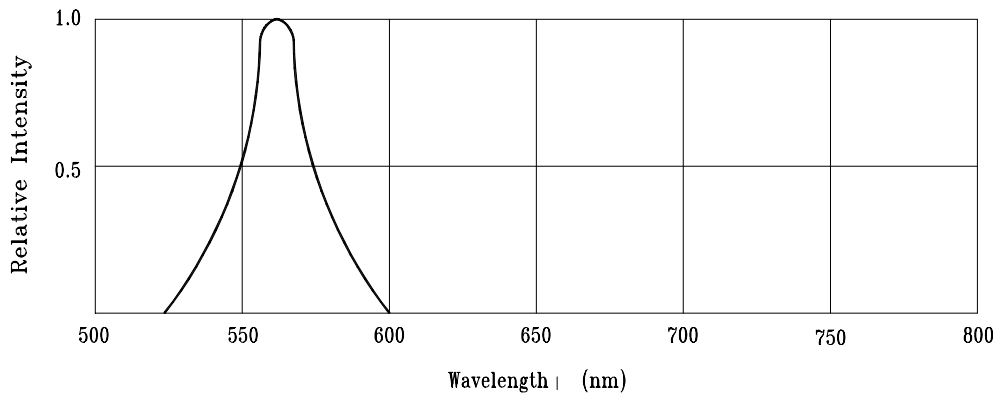


Fig.1 RELATIVE INTENSITY VS. WAVELENGTH

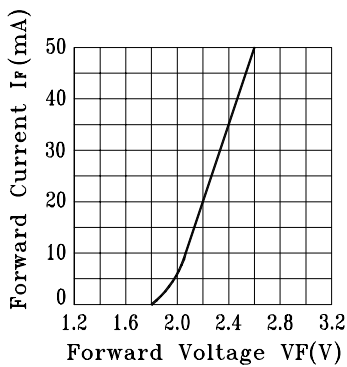


Fig.2 FORWARD CURRENT VS. FORWARD VOLTAGE

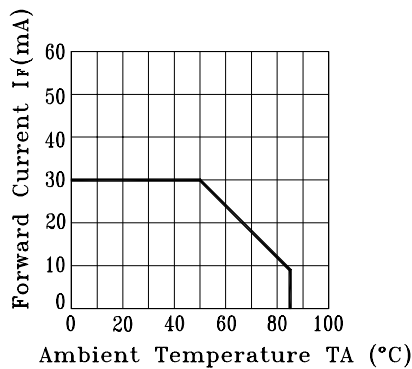


Fig.3 FORWARD CURRENT DERATING CURVE

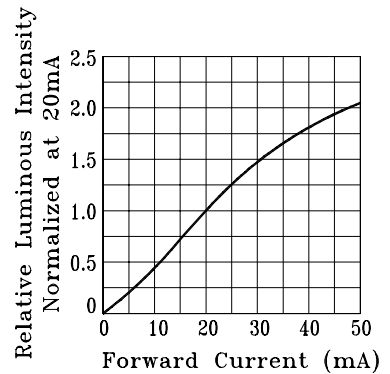


Fig.4 RELATIVE LUMINOUS INTENSITY VS. FORWARD CURRENT

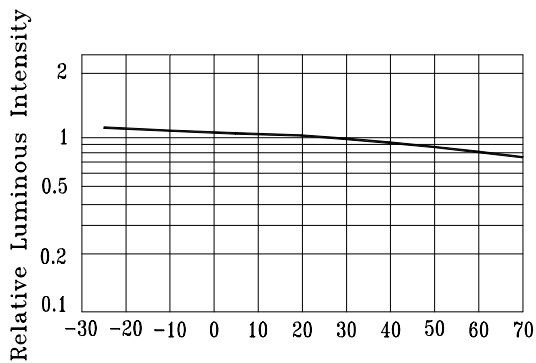


Fig.5 LUMINOUS INTENSITY VS. AMBIENT TEMPERATURE.

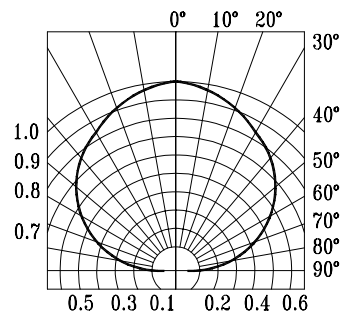
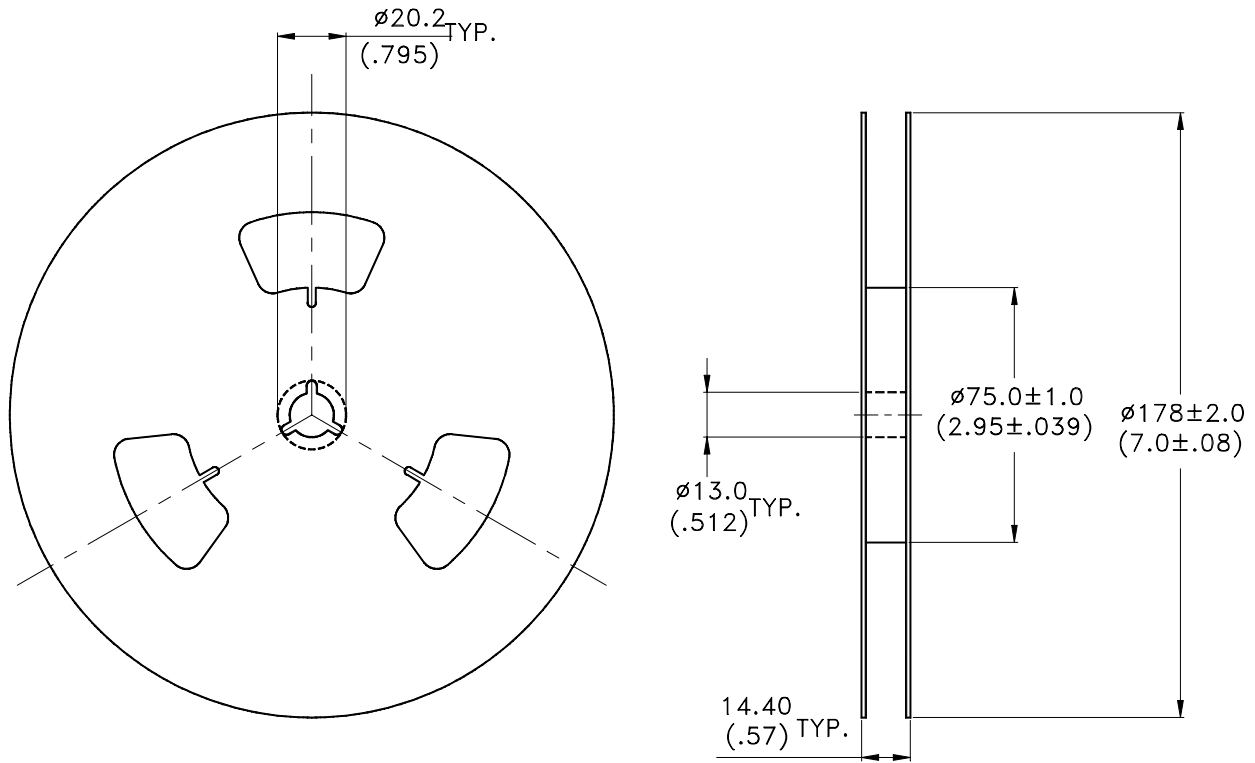


Fig.6 SPATIAL DISTRIBUTION



Property of Lite-On Only



## Notes:

1. Empty component pockets sealed with top cover tape.
2. 7 inch reel-3000 pieces per reel.
3. The maximum number of consecutive missing lamps is two.
4. In accordance with ANSI/EIA 481-1-A-1994 specifications.