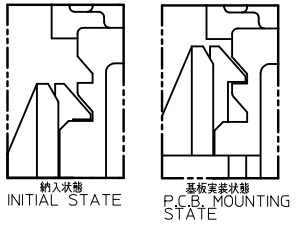
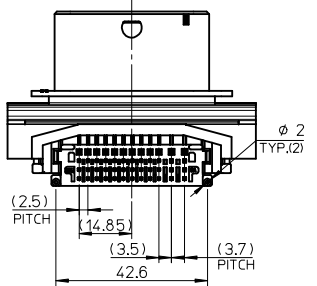


基板穴推奨寸法 (部品実装面)  
RECOMMENDED PCB LAYOUT (COMPONENT SIDE)

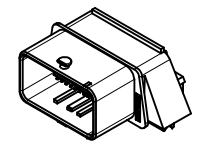


ガイドプレート位置  
GUIDE PLATE POSITION

DETAIL D  
Scale 5:1

注記  
NOTES

- ハウジング,ガイドプレート材料: PBT-GF30%(黒色)  
HOUSING,GUIDE PLATE MATERIAL: PBT-GF30%(BLACK)
- 端子(025,060)材料: 銅合金  
CONTACT(025,060) MATERIAL: COPPER ALLOY
- 端子(025,060)のめっき処理: 錫めっき(接点部,テール部),下地Niめっき  
CONTACT(025,060) PLATING: Sn PLATING(CONTACT, SOLDERING AREA),OVER Ni PLATING
- 推奨基板厚: 1.6±0.1mm  
RECOMMENDED P.C.B. THICKNESS: 1.6±0.1mm
- 製品仕様書: PS-64319-001参照  
PRODUCT SPECIFICATION: REFER TO PS-64319-001



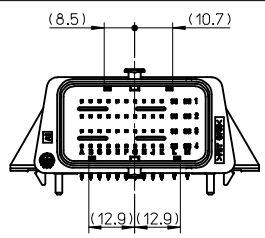
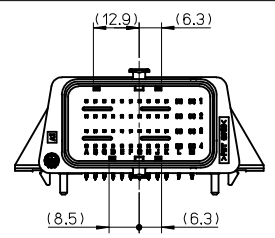
KEY OPTION

BLACK

BROWN

500762-0481

500762-0483



GENERAL TOLERANCES (UNLESS SPECIFIED)

10 UNDER	±0.2
10 OVER 30 UNDER	±0.25
30 OVER	±0.3
ANGULAR	±2 °
DRAFT WHERE APPLICABLE MUST REMAIN WITHIN DIMENSIONS	

REVISED  
EC NO: A  
DRAWN: INOUE02 2013/08/23  
CHKD: SANDO 2013/08/29  
APPR: YAMAMOTO 2014/04/30  
DESCRIPTION

DIMENSION STYLE  
MM ONLY

SCALE  
1:1

DESIGN UNITS  
METRIC

THIRD ANGLE PROJECTION

DRAWN BY H. TANAKA	DATE 2006/5/22	TITLE CMC HEADER 48PIN
CHECKED BY MA. YAMAMOTO	DATE 2006/5/22	
APPROVED BY A. KANESHIGE	DATE 2006/5/22	
MATERIAL NO.	DOCUMENT NO.	

SEE TABLE

SD-500762-001

SHEET NO.  
1 OF 1

THIS DRAWING CONTAINS INFORMATION THAT IS PROPRIETARY TO MOLEX INCORPORATED AND SHOULD NOT BE USED WITHOUT WRITTEN PERMISSION