BYW77G-200

HIGH EFFICIENCY FAST RECOVERY DIODES

MAIN PRODUCT CHARACTERISTICS

$I_{F(AV)}$	25 A
V_{RRM}	200 V
trr	50 ns
V_F	0.85 V

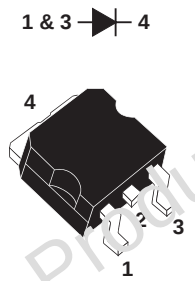

D^2PAK
(Plastic)

FEATURES AND BENEFITS

- VERY SMALL CONDUCTION LOSSES
- NEGLIGIBLE SWITCHING LOSSES
- LOW FORWARD AND REVERSE RECOVERY TIME
- HIGH SURGE CURRENT CAPABILITY
- SMD PACKAGE

DESCRIPTION

Single rectifier suited for switchmode power supply and high frequency DC to DC converters.
Packaged in D^2PAK, this surface mount device is intended for use in high frequency inverters, free wheeling and polarity protection applications.

ABSOLUTE MAXIMUM RATINGS

Symbol	Parameter		Value	Unit
V_{RRM}	Repetitive peak reverse voltage		200	V
$I_{F(RMS)}$	RMS forward current		50	A
$I_{F(AV)}$	Average forward current	Tc=125°C δ = 0.5	25	A
I_{FSM}	Surge non repetitive forward current	tp=10ms sinusoidal	200	A
I_{FRM}	Repetitive peak forward current	tp = 5µs f = 5 kHz	310	A
Tstg Tj	Storage and junction temperature range		- 40 to + 150	°C

Obsolete Product(s) - Obsolete Product(s)
Obsolete Product(s) - Obsolete Product(s)

THERMAL RESISTANCE

Symbol	Parameter	Value	Unit
$R_{th\ (j-c)}$	Junction to case	1	°C/W

STATIC ELECTRICAL CHARACTERISTICS

Symbol	Parameter	Test Conditions		Min.	Typ.	Max.	Unit
I_R *	Reverse leakage current	$V_R = V_{RRM}$	T_j = 25°C			25	µA
			T_j = 100°C			2.5	mA
V_F **	Forward voltage drop	I_F = 20 A	T_j = 125°C			0.85	V
		I_F = 40 A	T_j = 125°C			1.00	
		I_F = 40 A	T_j = 25°C			1.15	

Pulse test : * tp = 5 ms, δ < 2 %
** tp = 380 µs, δ < 2 %

To evaluate the conduction losses use the following equation :
$P = 0.65 \times I_{F(AV)} + 0.0075\ I_{F^2(RMS)}$

RECOVERY CHARACTERISTICS

Symbol	Parameter	Test Conditions	Min.	Typ.	Max.	Unit
t_{rr}	Reverse recovery time	T_j = 25°C I_F = 0.5A I_{rr} = 0.25 A I_R = 1A			35	ns
		T_j = 25°C I_F = 1A dI_F/dt = -50A/µs V_R = 30V			50	
t_{fr}	Forward recovery time	T_j = 25°C I_F = 1A dI_F/dt = 100A/µs V_{FR} = 1.1 x V_F max		10		ns
V_{FP}	Peak forward voltage	T_j = 25°C I_F = 1A dI_F/dt = 100A/µs		1.5		V

PIN OUT configuration in D²PAK:

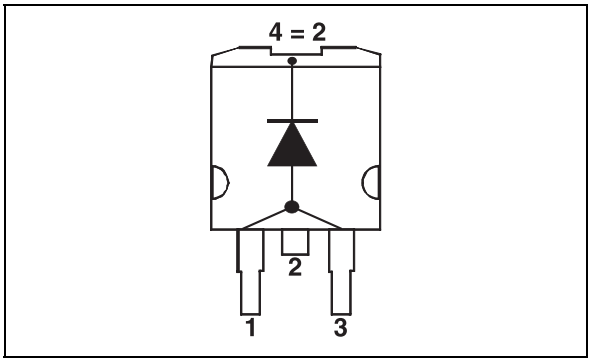

Obsolete Product(s) - Obsolete Product(s)

Fig.1 : Average forward power dissipation versus average forward current.

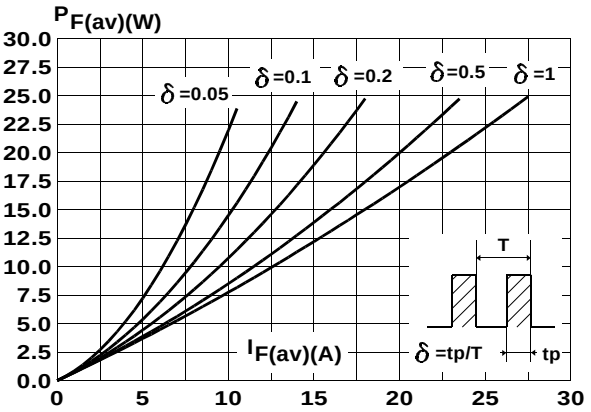

Fig.2 : Peak current versus form factor.

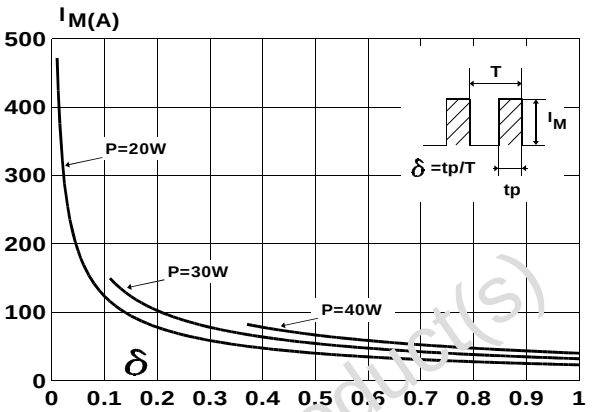

Fig.3 : Forward voltage drop versus forward current (maximum values).

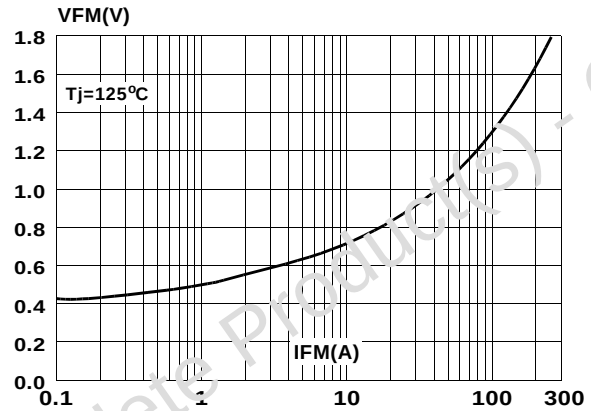

Fig.4 : Relative variation of thermal impedance junction to case versus pulse duration.

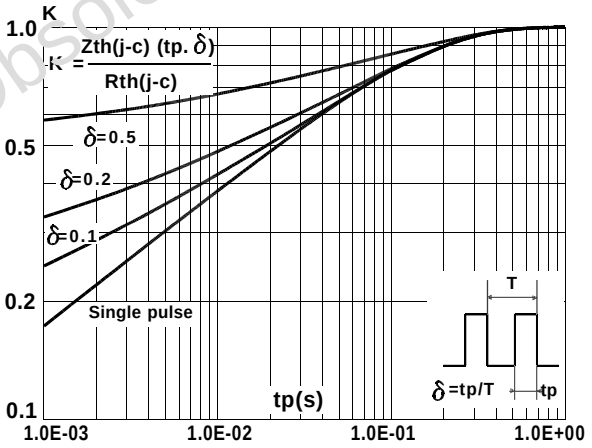

Fig.5 : Non repetitive surge peak forward current versus overload duration.

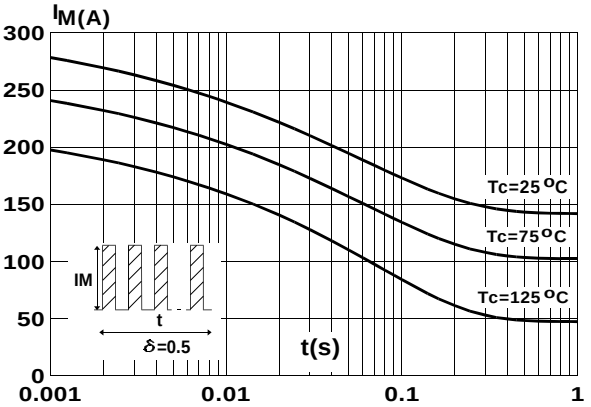

Fig.6 : Average current versus ambient temperature. (δ = 0.5)

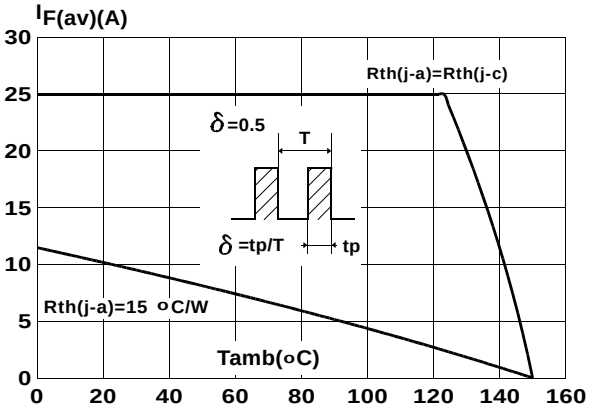

Obsolete Product(s) - Obsolete Product(s)

Fig.7 : Junction capacitance versus reverse voltage applied (Typical values).

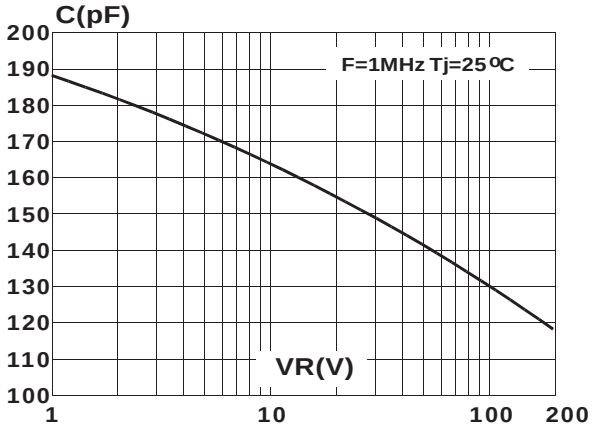

Fig.8 : Reverse recovery charges versus dI_F/dt.

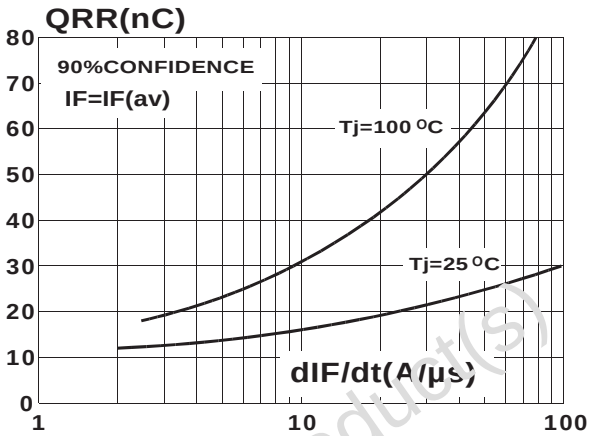

Fig.9 : Peak reverse current versus dIF/dt.

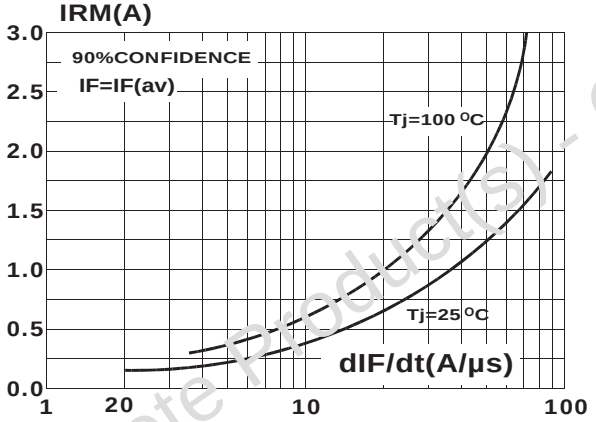

Fig.10 : Dynamic parameters versus junction temperature.

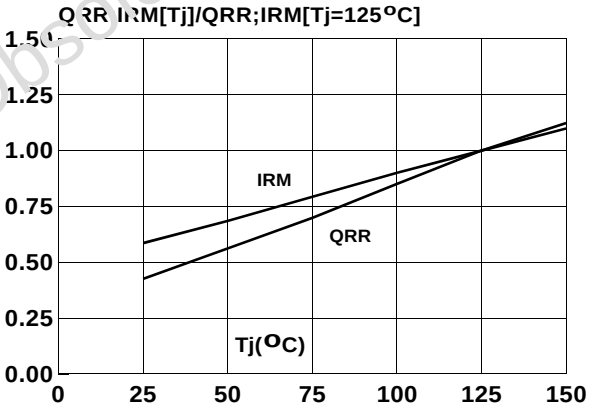

Obsolete Product(s) - Obsolete Product(s)

PACKAGE MECHANICAL DATA
D^2PAK (Plastic)

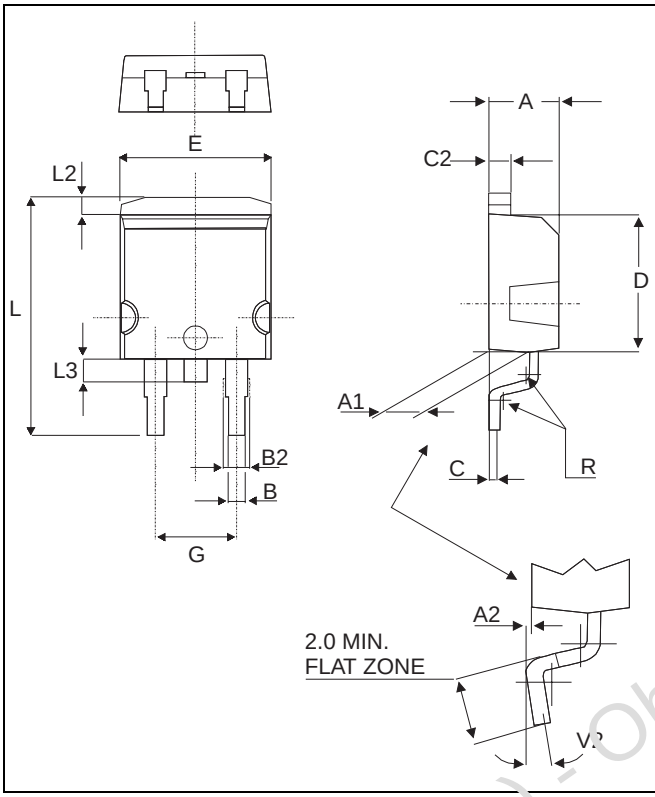

REF.	DIMENSIONS			
	Millimeters		Inches	
	Min.	Max.	Min.	Max.
A	4.40	4.60	0.173	0.181
A1	2.49	2.69	0.098	0.106
A2	0.03	0.23	0.001	0.009
B	0.70	0.93	0.027	0.037
B2	1.14	1.70	0.045	0.067
C	0.45	0.60	0.017	0.024
C2	1.23	1.36	0.048	0.054
D	8.95	9.35	0.352	0.368
E	10.00	10.40	0.393	0.409
G	4.88	5.28	0.192	0.208
L	15.00	15.85	0.590	0.624
L2	1.27	1.40	0.050	0.055
L3	1.40	1.75	0.055	0.069
M	2.40	3.20	0.094	0.126
R	0.40 typ.		0.016 typ.	
V2	0°	8°	0°	8°

FOOT PRINT (in millimeters)

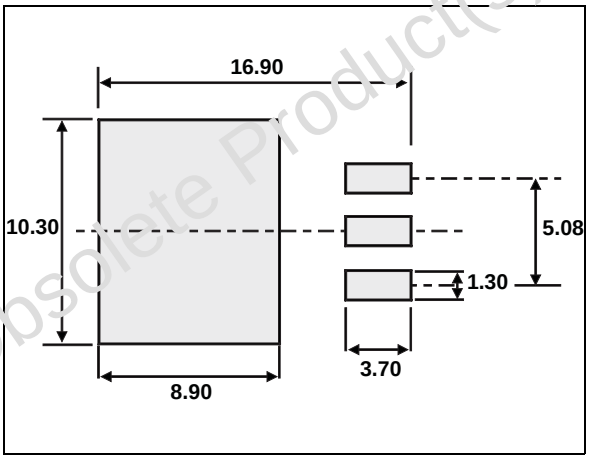

Obsolete Product(s) - Obsolete Product(s)

Information furnished is believed to be accurate and reliable. However, STMicroelectronics assumes no responsibility for the consequences of use of such information nor for any infringement of patents or other rights of third parties which may result from its use. No license is granted by implication or otherwise under any patent or patent rights of STMicroelectronics. Specifications mentioned in this publication are subject to change without notice. This publication supersedes and replaces all information previously supplied.
STMicroelectronics products are not authorized for use as critical components in life support devices or systems without express written approval of STMicroelectronics.

The ST logo is a registered trademark of STMicroelectronics

© 1999 STMicroelectronics - Printed in Italy - All rights reserved.

STMicroelectronics GROUP OF COMPANIES
Australia - Brazil - China - Finland - France - Germany - Hong Kong - India - Italy - Japan - Malaysia
Malta - Morocco - Singapore - Spain - Sweden - Switzerland - United Kingdom - U.S.A.

http://www.st.com