

CUSTOMER PRINT

PART NUMBER: CARA16280XPXXX90

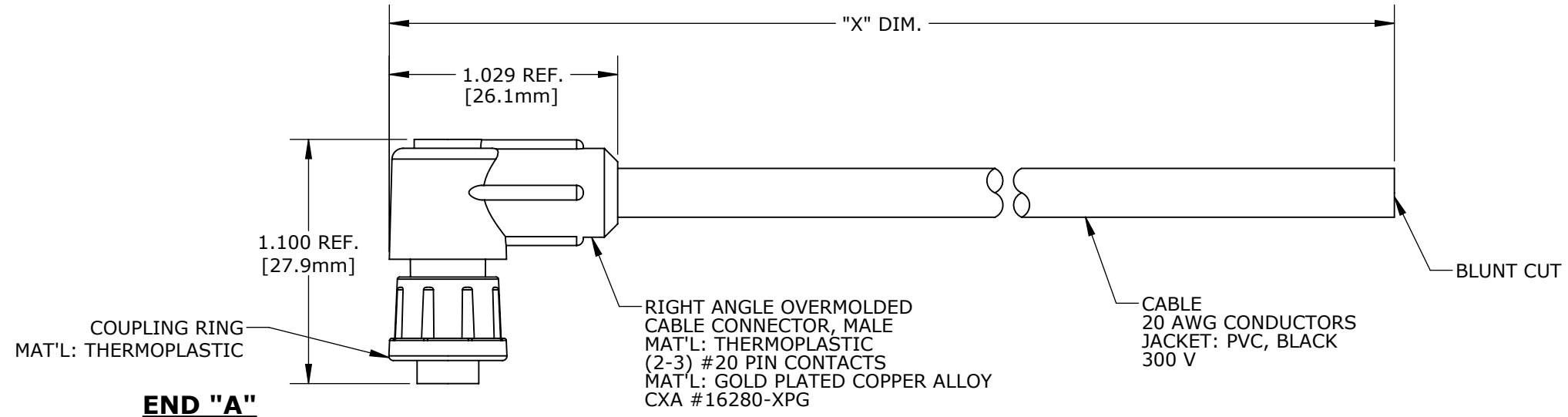
**NOTES:**

1. FINISHED CABLE ASSEMBLY TO BE COILED
2. OVERMOLD BOOT MATERIAL: PVC, BLACK
3. ELECTRICAL TEST: 100% CONTINUITY

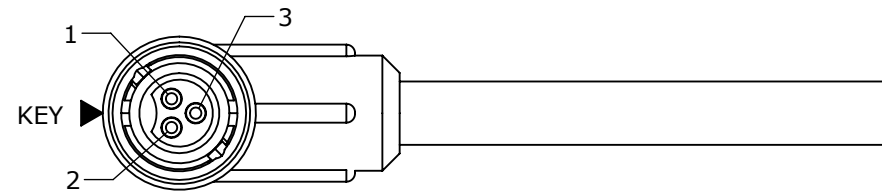
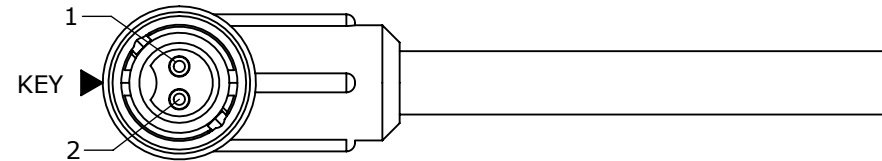
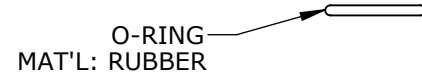
ASS'Y P/N	NO. OF POSITION	"X" DIM.
CARA162802P07990	2 POS.	6 FT. 7 IN. ± 2 IN. [2M]
CARA162803P07990	3 POS.	
CARA16280XPXXX90		

CABLE LENGTH IN "INCHES"

NO OF POSITIONS



**END "A"**



DIMENSIONS IN BRACKET [ ] ARE METRIC.

**CUSTOMER APPROVAL**

THIS DOCUMENT CONTAINS CONFIDENTIAL INFORMATION PROPRIETARY TO CONXALL CORPORATION. ANY REPRODUCTION, DISCLOSURE, OR USE OF THIS DOCUMENT /INFORMATION IS EXPRESSLY PROHIBITED UNLESS AUTHORIZED IN WRITING BY CONXALL CORPORATION.

APPROVED BY: \_\_\_\_\_  
DATE: \_\_\_\_\_

**RoHS COMPLIANT**

ASSY P/N	CABLE	COLOR CODE END "A"		
CARA162802PXXX90	2/20 AWG O.D. 0.215 REF	COLOR CODE		
		POS. 1	POS. 2	
		BLK	WHT	
CARA162803PXXX90	3/20 AWG O.D. 0.220 REF	WIRE COLOR CODE		
		POS. 1	POS. 2	POS. 3
		BLK	WHT	GRN

REV.	INIT.	DATE	DESCRIPTION
A	AN	11-08-16	DRAWING CREATED PER DOR 16-7663JP

ALL INFORMATION ILLUSTRATED IS THE PROPERTY OF CONXALL CORPORATION. UNAUTHORIZED DUPLICATION OR DISTRIBUTION OF THIS DOCUMENT IS PROHIBITED.	ORIG. DRAWN BY: AN DATE: 11-07-16	
ALL UNITS ARE IN FEET, INCHES, FRACTION OF INCHES AND DECIMALS.	CHECKED BY:	
	APPROVED BY:	TITLE: CABLE ASSEMBLY (2-3) #20 PIN CONTACTS MICRO-CON-X, R. ANGLE STANDARD PRODUCT
	SCALE: NTS SIZE: B SHEET: 1 OF 1	CUSTOMER: CARA16280XPXXX90
	FILE: CARA16280XPXXX90 DIRECTORY: SLW	PART NUMBER: CARA16280XPXXX90