THIS DRAWING IS UNPUBLISHED. RELEASED FOR PUBLICATION -,- .
© COPYRIGHT - By - ALL RIGHTS RESERVED.

LOC	DIST
AD	00

REVISIONS

P	LTR	DESCRIPTION	DATE	DWN	APVD
	R2	REVISED PER ECO-11-004820	11MAR11	RK	HMR

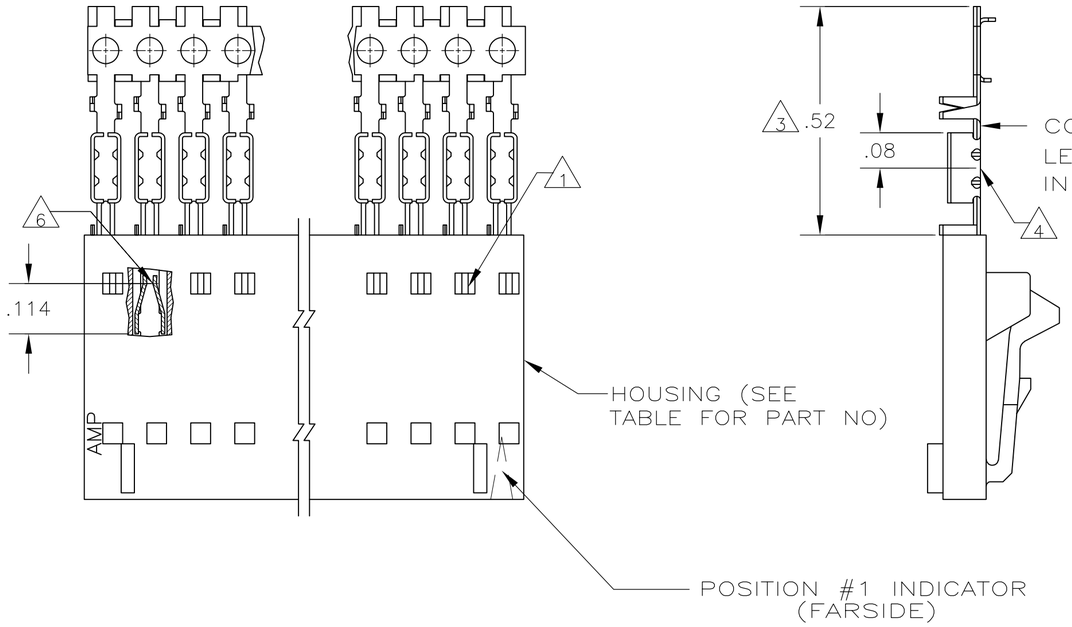

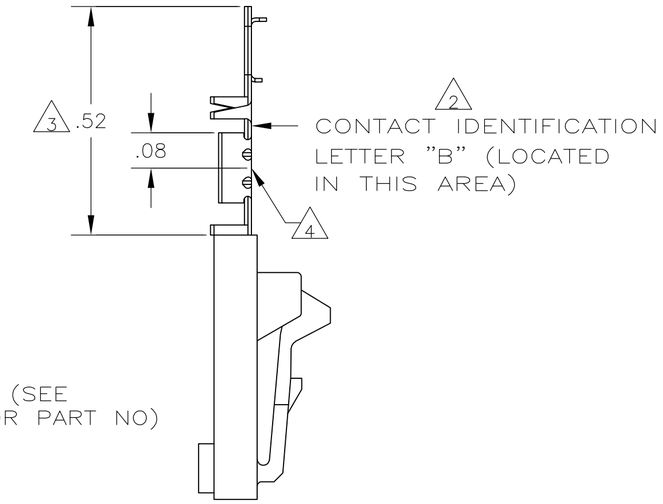

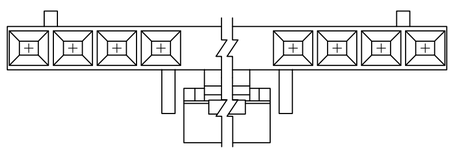

1. CONTACTS ARE LATCHED INTO THE PRELOAD WINDOWS
2. USE WITH #22-#26 AWG WIRE SIZE, .054/.030 INSULATION DIAMETER, .015 MAXIMUM INSULATION THICKNESS
3. THE DIMENSION APPLIES WITH THE FORWARD PRELOAD STOP IN CONTACT WITH THE HOUSING SURFACE
4. POINT OF MEASUREMENT FOR PLATING THICKNESS
5. FOR STRIP ASSEMBLIES SEE PART NUMBER 103957
6. POINT OF MEASUREMENT FOR PLATING THICKNESS (INSIDE BEAMS)
7. FINISH: CONTACTS: .000015 GOLD IN THE CONTACT AREA,.000050-.000100 BRIGHT TIN-LEAD ON THE TERMINATION AREA, ALL OVER .000050 NICKEL
8. .000015 GOLD IN THE CONTACT AREA,.000050-.000100 MATTE TIN ON THE TERMINATION AREA, ALL OVER .000050 NICKEL
9. OBSOLETE PARTS: OBSOLETE CIS STREAMLINING PER D.RENAUD/D.SINISI

	PLATING	HOUSING PART NUMBER	NO OF POSN	ASSEMBLY PART NUMBER
9 OBSOLETE	8	2-104257-4	25	7-103644-4
9 OBSOLETE	8	2-104257-3	24	7-103644-3
9 OBSOLETE	8	2-104257-2	23	7-103644-2
9 OBSOLETE	8	2-104257-1	22	7-103644-1
	8	2-104257-0	21	7-103644-0
	8	1-104257-9	20	6-103644-9
9 OBSOLETE	8	1-104257-8	19	6-103644-8
	8	1-104257-7	18	6-103644-7
9 OBSOLETE	8	1-104257-6	17	6-103644-6
	8	1-104257-5	16	6-103644-5
9 OBSOLETE	8	1-104257-4	15	6-103644-4
	8	1-104257-3	14	6-103644-3
	8	1-104257-2	13	6-103644-2
	7	2-104257-4	25	2-103644-4
9 OBSOLETE	7	2-104257-3	24	2-103644-3
9 OBSOLETE	7	2-104257-2	23	2-103644-2
9 OBSOLETE	7	2-104257-1	22	2-103644-1
9 SUPERSEDED BY 7-103644-0	7	2-104257-0	21	2-103644-0
	7	1-104257-9	20	1-103644-9
9 OBSOLETE	7	1-104257-8	19	1-103644-8
	7	1-104257-7	18	1-103644-7
	7	1-104257-6	17	1-103644-6
	7	1-104257-5	16	1-103644-5
	7	1-104257-4	15	1-103644-4
	7	1-104257-3	14	1-103644-3
	7	1-104257-2	13	1-103644-2
SUPERSEDED BY 1-103957-1		1-104257-1	12	1-103644-1
SUPERSEDED BY 1-103957-0		1-104257-0	11	1-103644-0
SUPERSEDED BY 103957-9		104257-9	10	103644-9
SUPERSEDED BY 103957-8		104257-8	9	103644-8
SUPERSEDED BY 103957-7		104257-7	8	103644-7
SUPERSEDED BY 103957-6		104257-6	7	103644-6
SUPERSEDED BY 103957-5		104257-5	6	103644-5
SUPERSEDED BY 103957-4		104257-4	5	103644-4
SUPERSEDED BY 103957-3		104257-3	4	103644-3
SUPERSEDED BY 103957-2		104257-2	3	103644-2
SUPERSEDED BY 103957-1		104257-1	2	103644-1

103644

THIS DRAWING IS A CONTROLLED DOCUMENT.

DIMENSIONS: INCHES

TOLERANCES UNLESS OTHERWISE SPECIFIED:
0 PLC ± -
1 PLC ± -
2 PLC ± .02
3 PLC ± .005
4 PLC ± -
ANGLES ± -

MATERIAL: HOUSING: FLAME RETARDANT THERMOPLASTIC, COLOR-BLACK

FINISH: SEE TABLE

DWN L A MAYER 11-4-86
CHK P de Jong 11-12-86
APVD —
PRODUCT SPEC 108-25034
APPLICATION SPEC 114-25026
WEIGHT —

TE Connectivity

NAME: RCPT ASSY, AMPMODU MTE, SINGLE ROW,.100 C/L LATCHED AND POLARIZED, FOR NO 22- NO 26 AWG WIRE SIZE

SIZE	CAGE CODE	DRAWING NO	RESTRICTED TO
A2	00779	C-103644	—

CUSTOMER DRAWING | SCALE 4:1 | SHEET 1 OF 1 | REV R2