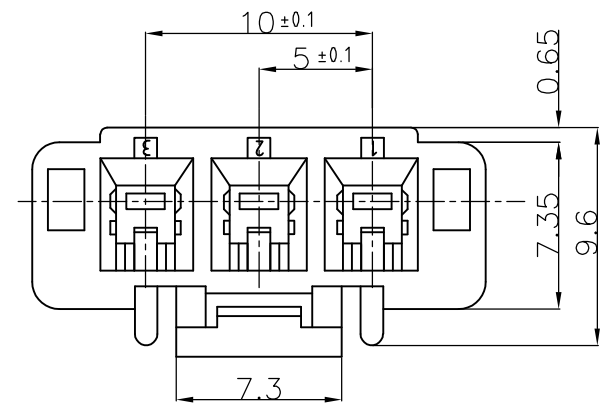
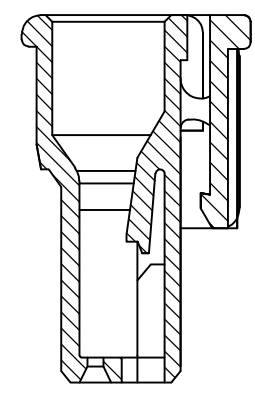
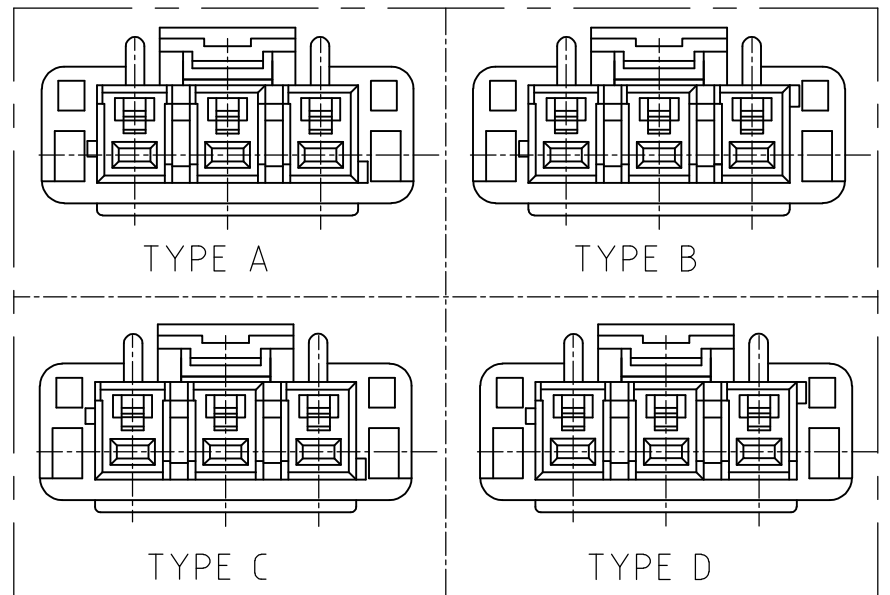


THIS DRAWING IS UNPUBLISHED. RELEASED FOR PUBLICATION  
 © COPYRIGHT - By - ALL RIGHTS RESERVED.

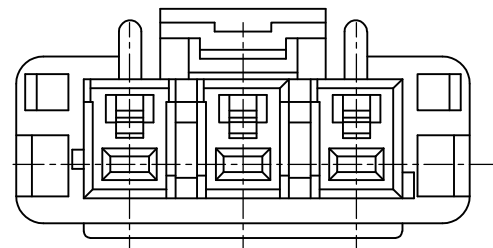
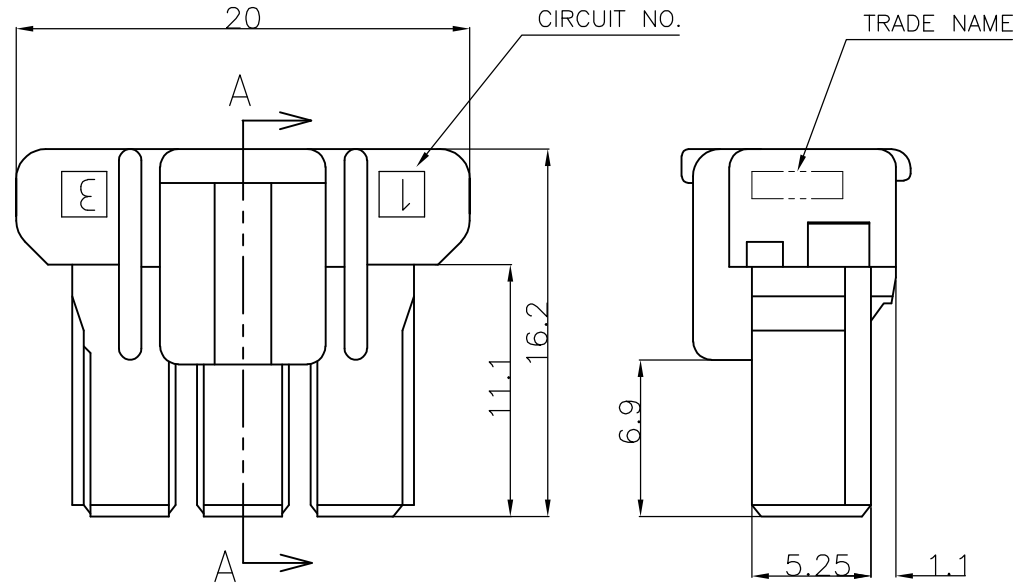
REVISIONS					
P	LTR	DESCRIPTION	DATE	DWN	APVD
C1		REVISED PER ECR-16-007444	30MAY2016	NK	SC



THE TYPE OF KEYING



SECT A-A



- 1 MATING CONN. P/N  
HEADER ASS'Y :SEE TABLE  
REC CONTACT ;1376347-1,1376348-1
- 2 APPLICABLE PLATE P/N :1376395-1
- 3 PARTS COMPLY WITH GLOW WIRE  
REQUIREMENT FOR PARTS OF NON-METALLIC  
MATERIAL SUPPORTING A CURRENT-CARRYING  
CONNECTION DETAILED IN IEC 60335-1,  
SECTION 30 (GWT) .
- 4 NYLON 6, GWT, V-2.
- 5 NYLON 66, GWT, V-0.

HOSING	6/6 NYLON GRASS FILLED/ NYLON 6
NAME	MATERIAL

4	5	5	5	5	5
1376383-5	3-1376421-4	2-1376421-3	1-1376421-2	1376421-1	
TYPE A	TYPE D	TYPE C	TYPE B	TYPE A	
NATURAL	YELLOW	BLUE	RED	NATURAL	
3Pos	3Pos	3Pos	3Pos	3Pos	
1376389-5	3-1376389-4	2-1376389-3	1-1376389-2	1376389-1	
MATING CONN. P/N	THE TYPE OF KEYING	Color	Pos	PART NO.	

THIS DRAWING IS A CONTROLLED DOCUMENT.		DWN A.OISHI 31AUG00	TE Connectivity		
DIMENSIONS: mm		CHK Y.KASHIWA 28AUG'00			
TOLERANCES UNLESS OTHERWISE SPECIFIED:		APVD Y.KASHIWA 28AUG'00	NAME		
0 PLC ± 0.2 1 PLC ± 0.2 2 PLC ± 0.2 3 PLC ± 4 PLC ± ANGLES ± 1°		PRODUCT SPEC 108-5699	5.0 POWER KEY CONNECTOR 3P PLUG HOUSING		
MATERIAL SEE TABLE		FINISH SEE TABLE	APPLICATION SPEC 114-5292	SIZE A3	CAGE CODE 00779
		WEIGHT	DRAWING NO C-1376389	RESTRICTED TO	
CUSTOMER DRAWING			SCALE 3:1	SHEET 1 OF 1	REV C1