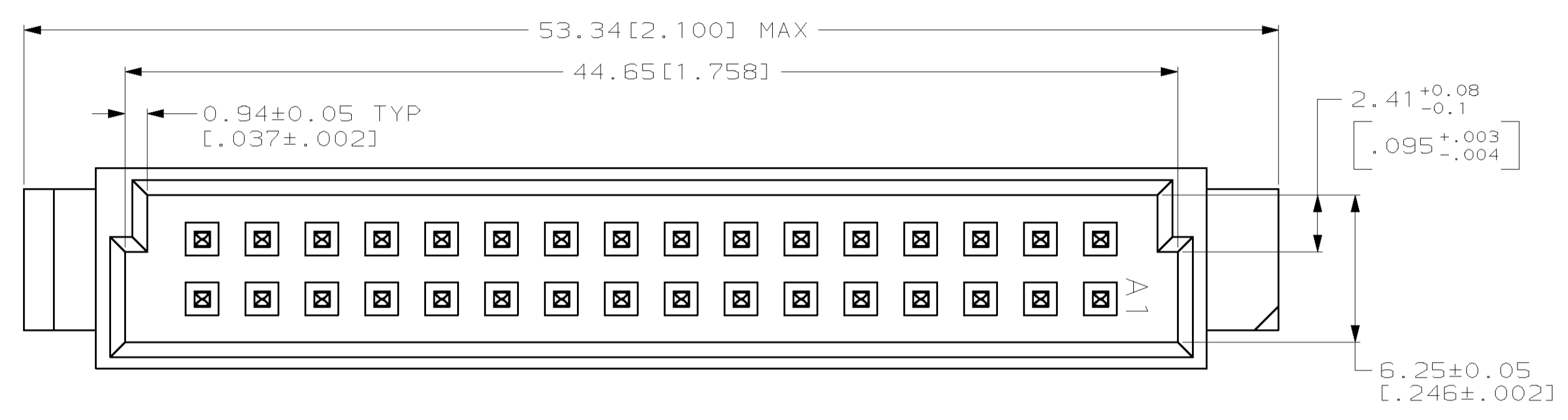
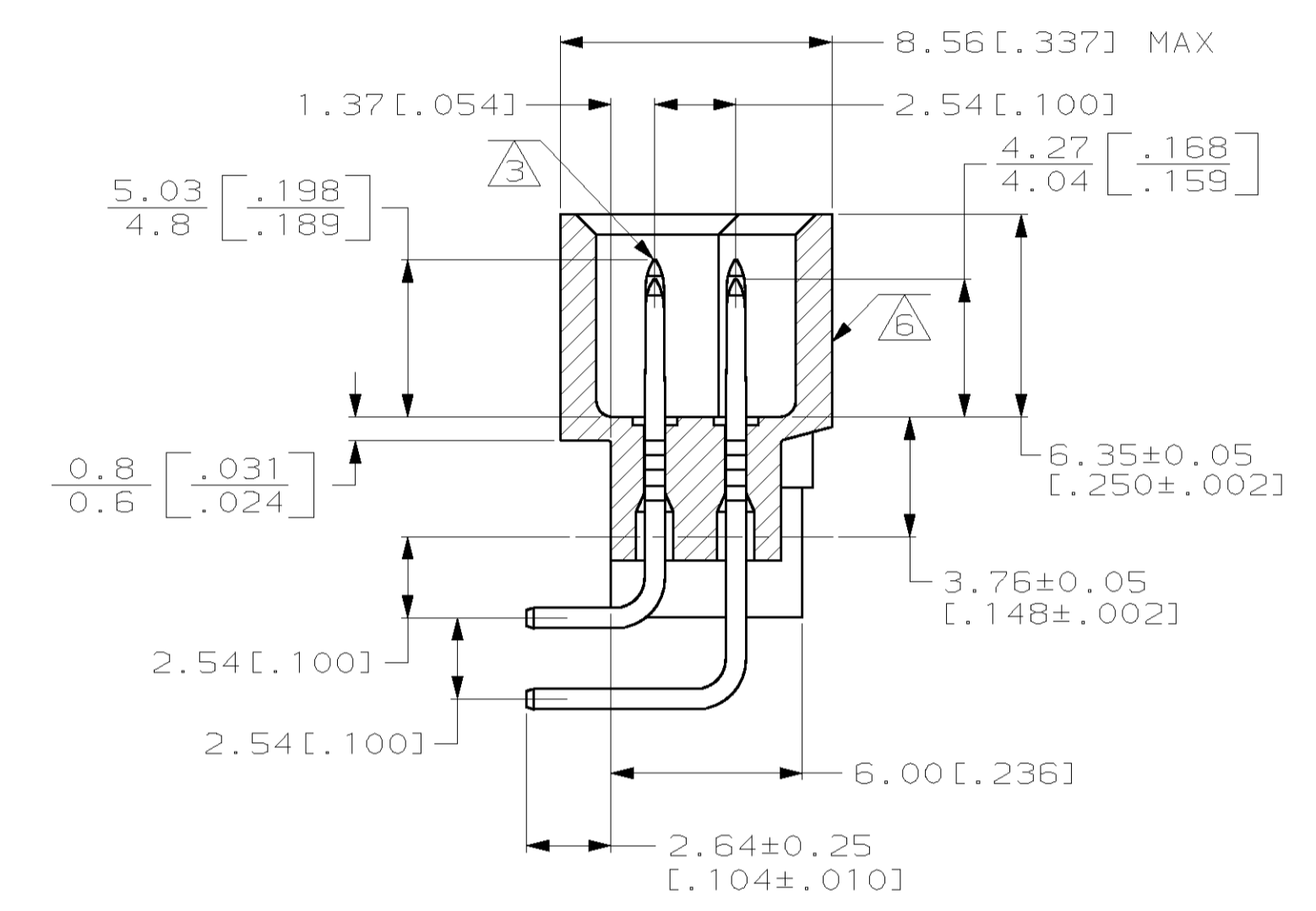
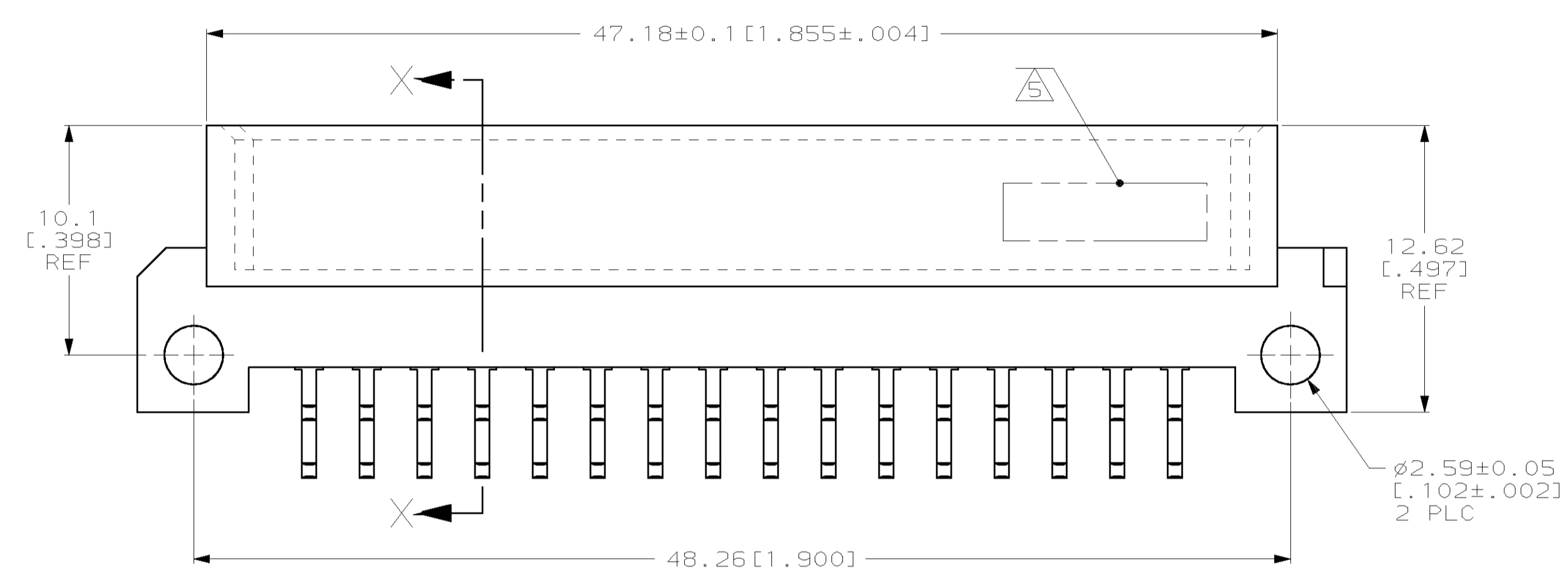


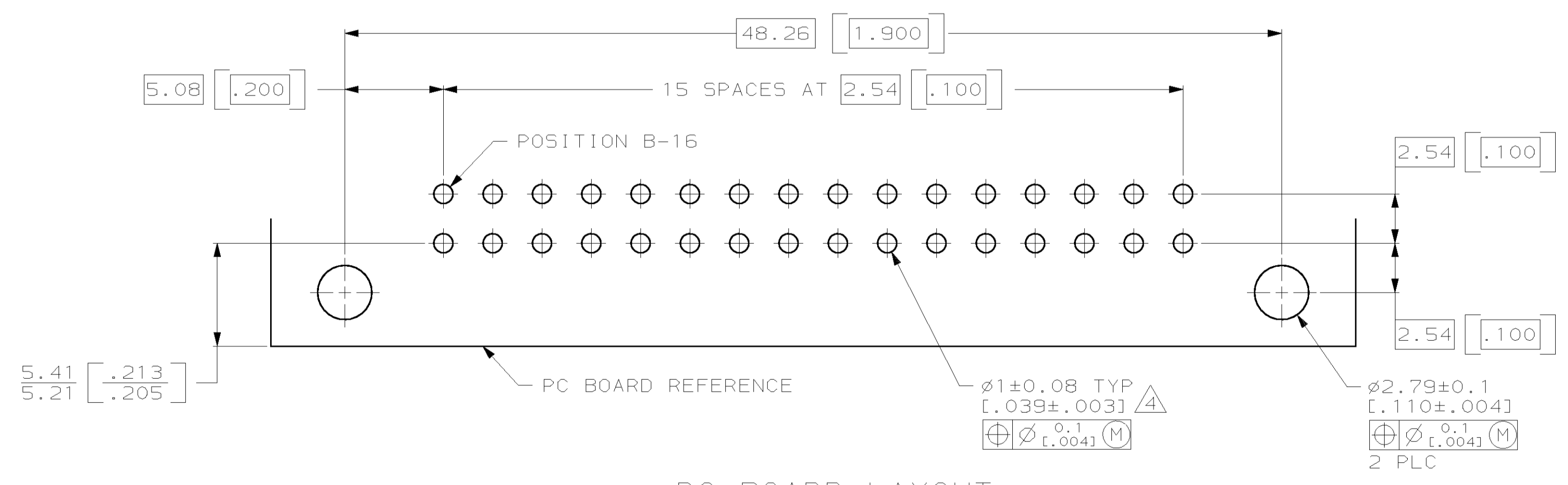
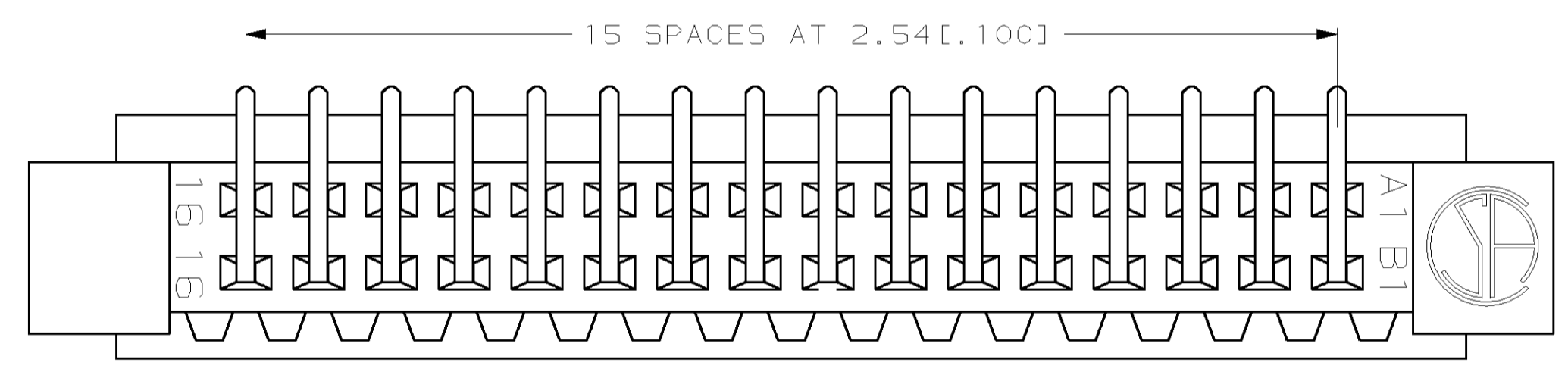
REVOLUTIONS		DATE	OWN	APPROV
AD	25			
A	EC 0010-1601-94	11/21/94	LSB	RAP
B	REV PER EC 0512-0016-03	16JUN03	JM	AMS



- 1 HOUSING MATERIAL: GLASS-FILLED POLYESTER. COLOR: GRAY.
- 2 POST MATERIAL: BRASS.
- 3 POST FINISH: DIN 41612 CLASS 2 IN CONTACT AREA. TIN-LEAD PLATE ON POSTS.
- 4 RECOMMENDED HOLE SIZE FOR MANUAL APPLICATION OF CONNECTOR ONTO PC BOARD.
- 5 [PART NUMBER, DATE CODE] MARKED THIS APPROXIMATE AREA.
- 6 MARKING ON THIS SIDE.



SECTION X-X



PC BOARD LAYOUT

POSITIONS LOADED WITH	POSITIONS LOADED WITH	NO. OF LOADED POSITIONS	ROW	ASSY PART NUMBER
1,16	2-15	16	B	148103-1
1,16	2-15	16	A	

<small>THIS DRAWING IS A CONTROLLED DOCUMENT AND ANY DIMENSIONS IT IS SUBJECT TO CHANGE AND THE CONTROLLING ENGINEERING DEPARTMENT SHOULD BE CONTACTED FOR THE LATEST REVISION.</small>		DWN: BRINER 9/20/94 CHK: PATTERSON 9/22/94 APPR: PATTERSON 9/22/94	AMP AMP Incorporated Harrisburg, PA 17105-3608
DIMENSIONS: mm 	TOLERANCES UNLESS OTHERWISE SPECIFIED: Ø PLC ±.039 Ø PLC ±.039 Ø PLC ±.039 Ø PLC ±.039 Ø PLC ±.039 ANGLES ±.013 ANGLES ±.013	PRODUCT SPEC APPLICATION SPEC HEIGHT	PIN ASSEMBLY, EUROCARD, TYPE 1/2B WITH MFBL CONTACTS SIZE: A1 CASE CODE: 00779 DRAWING NO: C-148103 SCALE: 5:1 SHEET: 1 OF 1 REV: B
MATERIAL: HOUSING: 1 POST: 2		FINISH: - POST: 3	CUSTOMER DRAWING