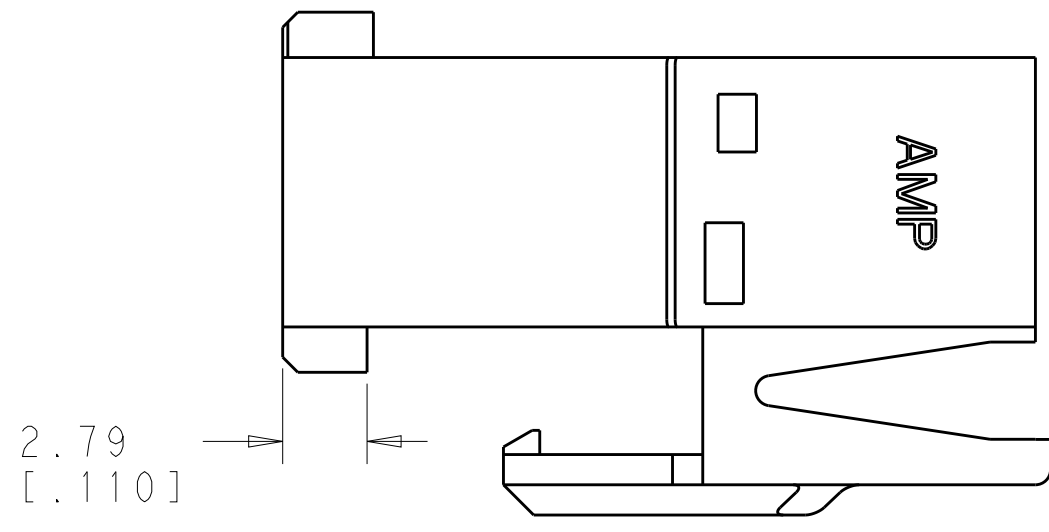
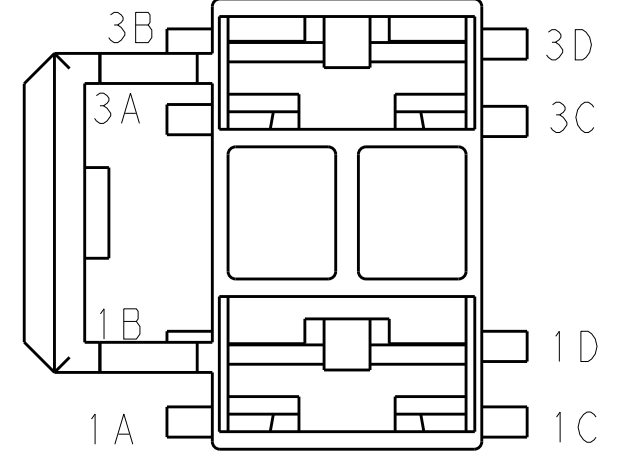
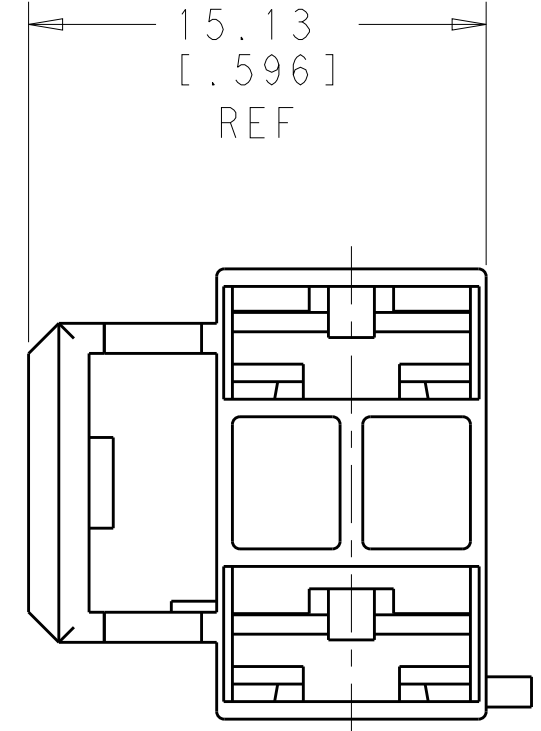
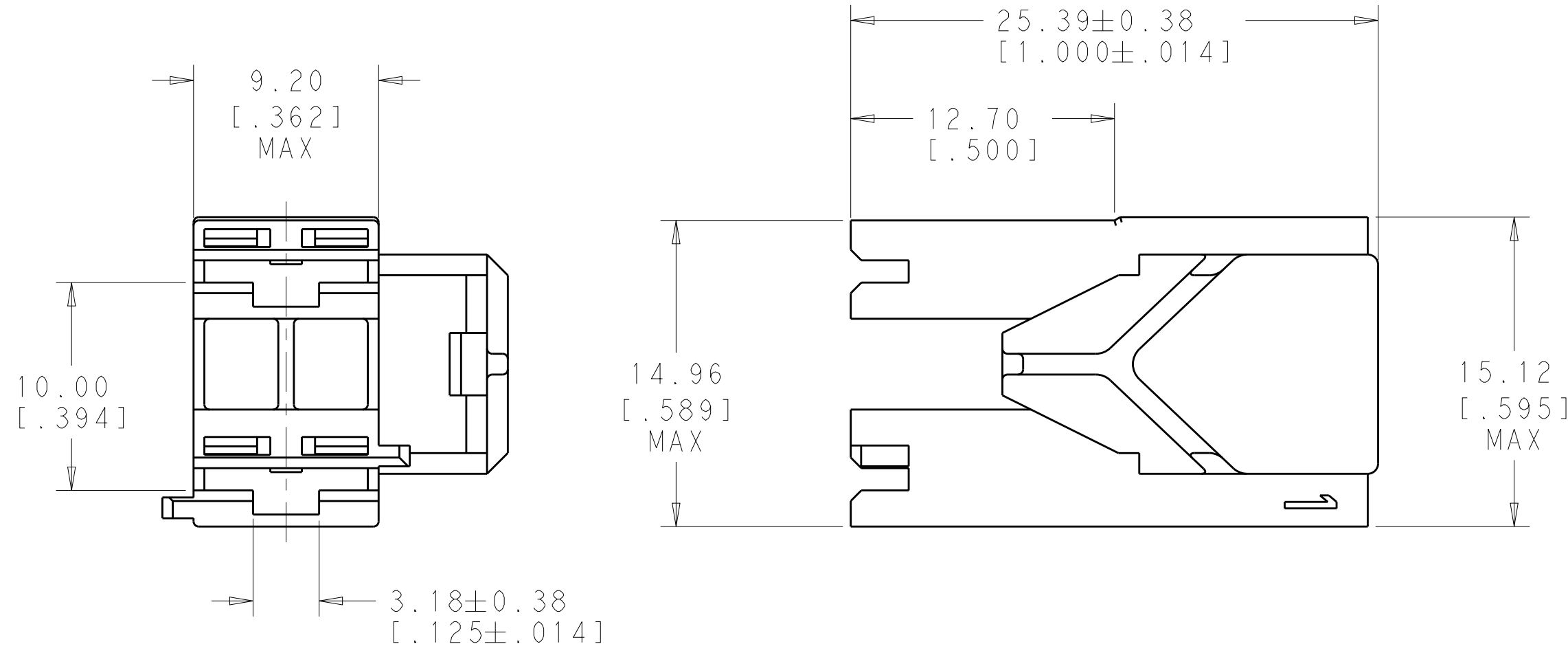


THIS DRAWING IS UNPUBLISHED. RELEASED FOR PUBLICATION 2012  
 © COPYRIGHT 2012 BY TE CONNECTIVITY ALL RIGHTS RESERVED.

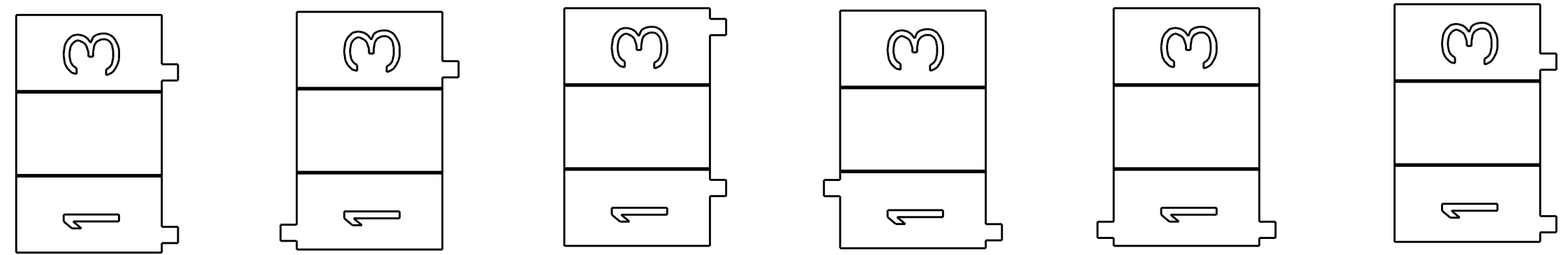
LOC		DIST		REVISIONS			
P	LTR	DESCRIPTION	DATE	DWN	APVD		
	C	REVISED PER ECR-17-002628	14MAR2017	NK	JP		



- 1 ACCORDING TO IEC 60335-1, GWPEPT 750°C WITHOUT FLAME
- 2 PRELIMINARY - NOT FOR PRODUCTION
- 3 PREPRODUCTION - FASR REQUIRED



SPECIAL REAR VIEW THAT MATES WITH THE HEADER VIEWS BELOW SHOWING THE KEYING & POLARIZATION



HEADER VIEWS

1	1C	1A	BLUE	3	5-1969536-5
1	3C	1A	YELLOW	3	5-1969536-2
	1C, 3C	NONE	GRAY	3	1969536-6
	1C	1A	BLUE	3	1969536-5
	1C	1B	BLACK	3	1969536-4
	1D, 3D	NONE	NATURAL	3	1969536-3
	3C	1A	YELLOW	3	1969536-2
	1C, 3C	NONE	GREEN	3	1969536-1
	KEYING FEATURE	POLARIZATION FEATURE	COLOR		PART NUMBER

THIS DRAWING IS A CONTROLLED DOCUMENT.

DWN: JR RUTH 19JUN2012	TE Connectivity
CHK: F LUPO 15MAR2017	
APVD: R ROBONE 15MAR2017	
PRODUCT SPEC	
DIMENSIONS: mm [INCHES]	NAME: HOUSING, RECEPT, POSI-LOCK MK III, 6.35 [.250] SERIES, 3 POSITION, 2 CIRCUIT
TOLERANCES UNLESS OTHERWISE SPECIFIED:	SIZE: A2
0 PLC ±	CAGE CODE: 00779
1 PLC ±	DRAWING NO: C-1969536
2 PLC ±0.25 [.010]	RESTRICTED TO: -
3 PLC ±	SCALE: 4:1
4 PLC ±	SHEET: 1 OF 1
ANGLES ±	REV: C
FINISH ±	
MATERIAL: NYLON	Customer Drawing