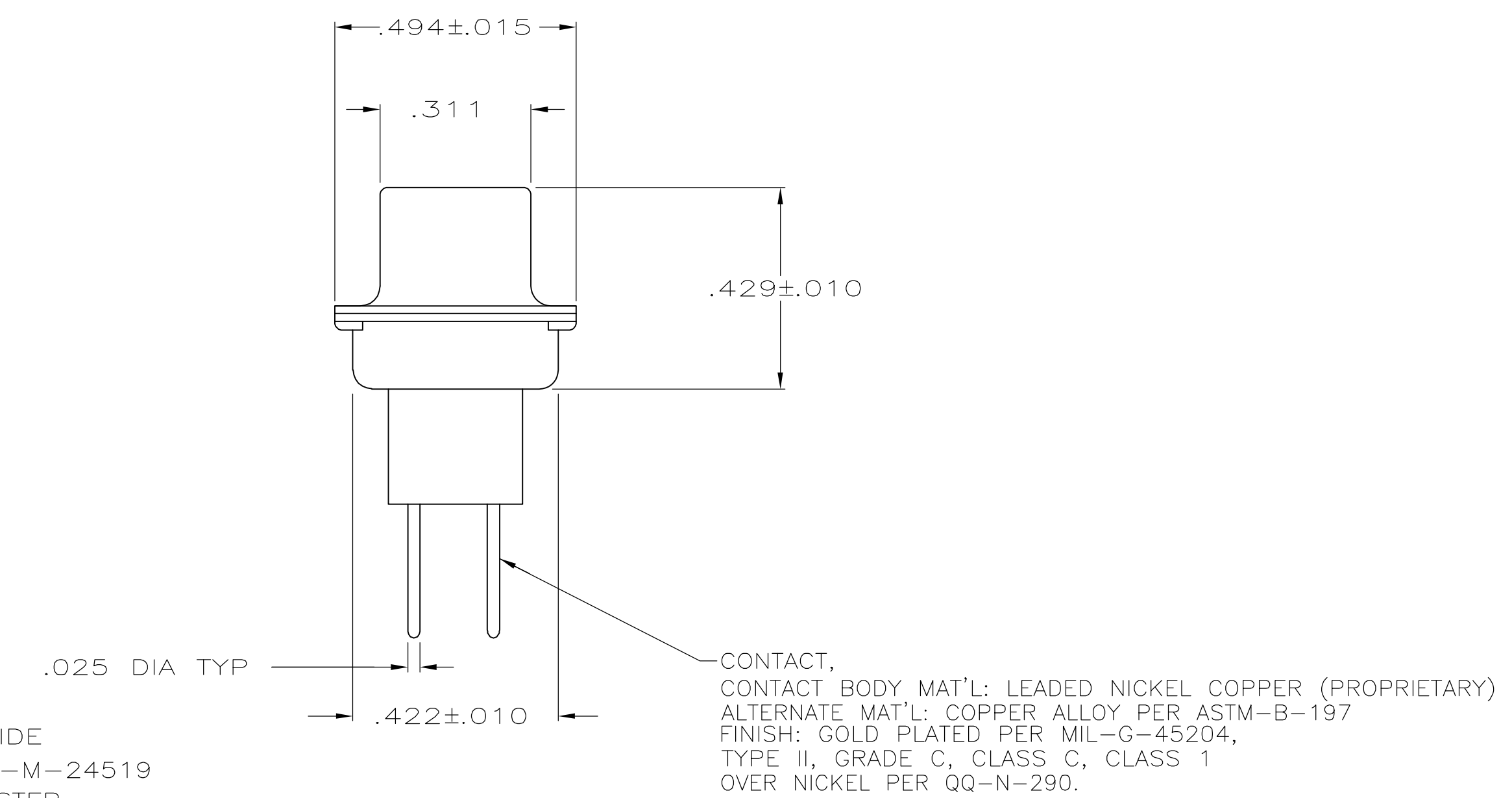
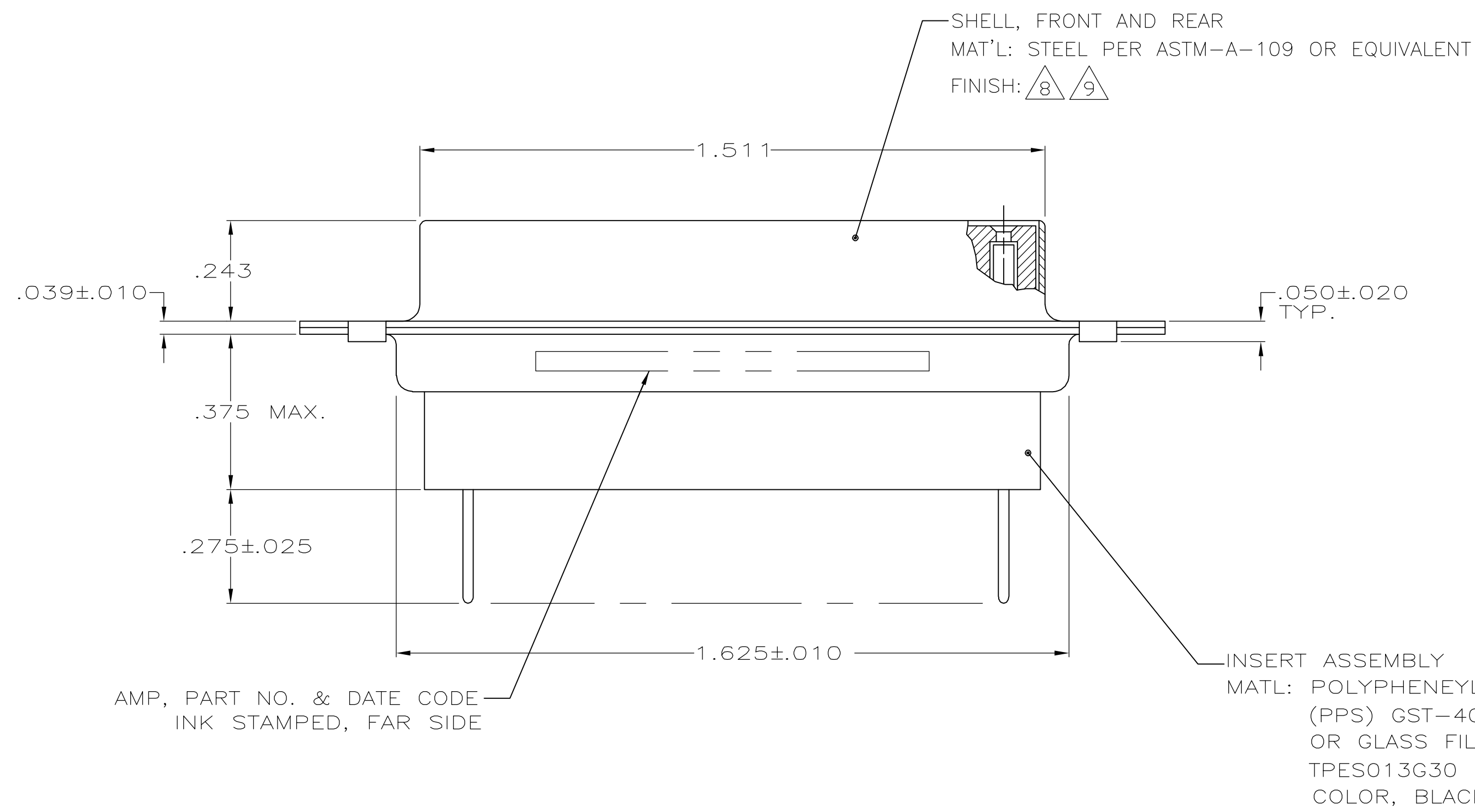
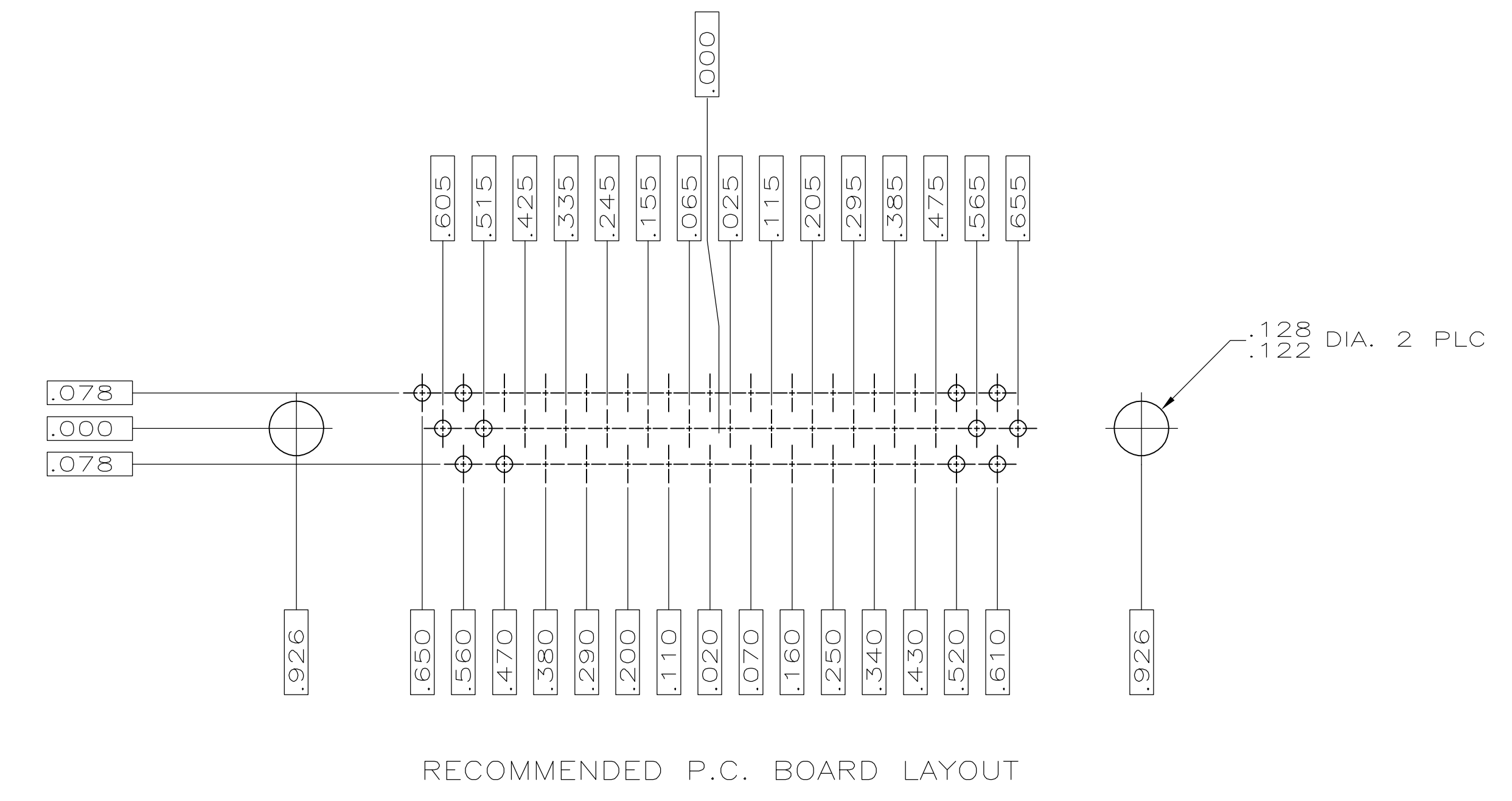
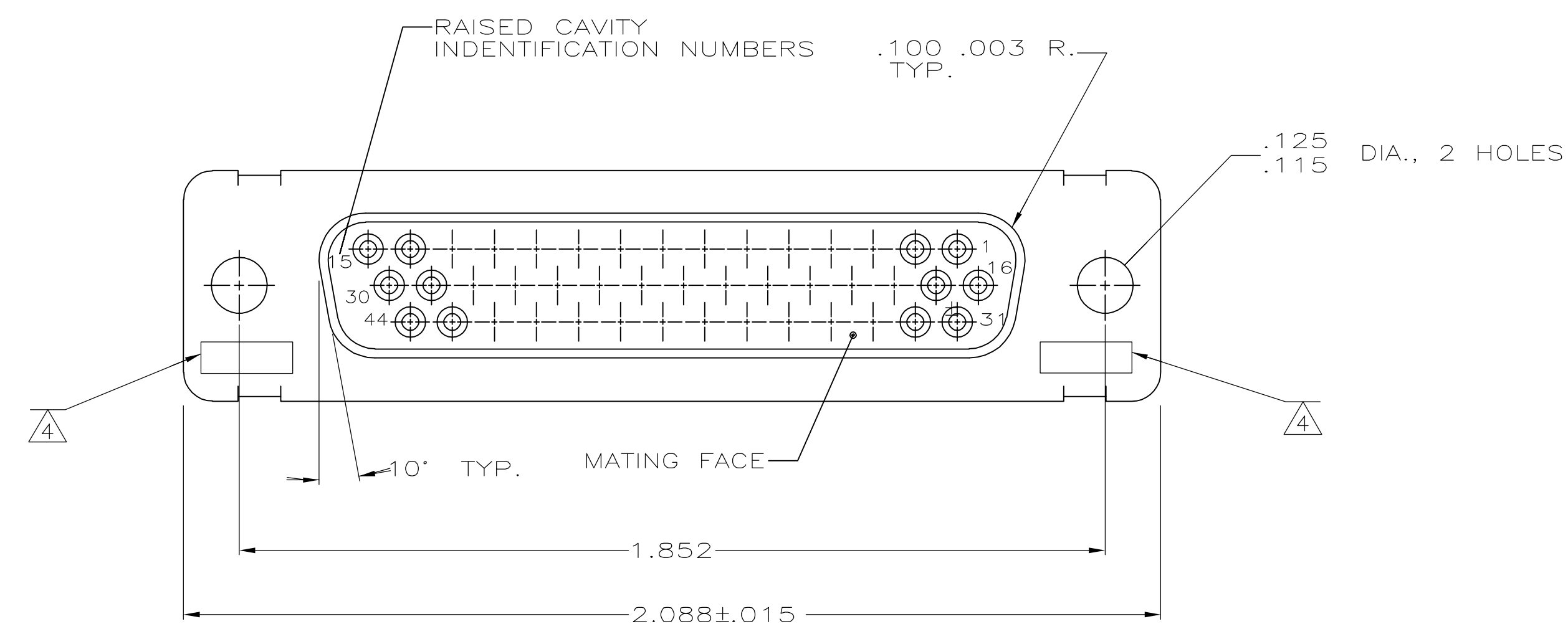


LOC		DIST		REVISIONS			
DF	DO	REV	PER	DESCRIPTION	DATE	DWN	APVD
		K	REV PER	ECO-060018048	05OCT06	PY	DM



- .045 DIA HOLE IS RECOMMENDED FOR P.C. BOARD TRUE POSITION FOR P.C. BOARD LAYOUT IS .010 AT MAX MATERIAL CONDITION.
- THE CONNECTOR DESCRIBED IN THIS DOCUMENT MEETS THE REQUIREMENTS OF MIL-C-24308 AND MATES WITH ANY PLUG CONNECTOR WITH THE SAME INSERT ARRANGEMENT.
- REPLACEMENT SOCKET AMP# 207684-4
- UL/CSA DESIGNATION STAMPED IN THIS AREA, OPTIONAL
- PIN AND SOCKET INSERTION/EXTRACTION TOOL, AMP PART NUMBER 91067-1 OR MIL NUMBER M81969/1-04, MAY BE UTILIZED FOR INSERTION/EXTRACTION OF THE POSTED SOCKET CONTACT ON THIS DOCUMENT (THIS TOOL IS TYPICALLY USED WITH CRIMP STYLE CONTACTS).
- DIMENSIONS AND TOLERANCES PER ANSI Y14.5M-1982.
- THIS DRAWING SHALL BE INTERPRETED IN ACCORDANCE WITH APPLICABLE STANDARD LISTED IN MIL-STD-100.

- 8 FINISH: CADMIUM PER QQ-P-416
- 9 FINISH: ZINC PLATED PER ASTM-B-633, .000200-.000400 THK WITH SUPPLEMENTARY CHROMATE (Cr3+)

PLATED PER 9	5-208874-1
PLATED PER 8	208874-1
DESCRIPTION	PART NO.

THIS DRAWING IS A CONTROLLED DOCUMENT.		DWN C.C.THOMAS 1-6-88	Tyco Electronics Corporation Harrisburg, Pa 17105-3608	
DIMENSIONS: INCHES		CHK F.C.BALLEW III 1-25-88	APVD NAME	
TOLERANCES UNLESS OTHERWISE SPECIFIED:		PRODUCT SPEC		
0 PLC ± -		APPLICATION SPEC		
1 PLC ± -		SIZE		
2 PLC ± -		CAGE CODE		
3 PLC ± .005		DRAWING NO		
4 PLC ± -		RESTRICTED TO		
ANGLES ± -		A1 00779 ©=208874		
MATERIAL SEE CALLOUTS		CUSTOMER DRAWING		
FINISH SEE CALLOUTS		SCALE 4:1 SHEET 1 of 1 REV K		