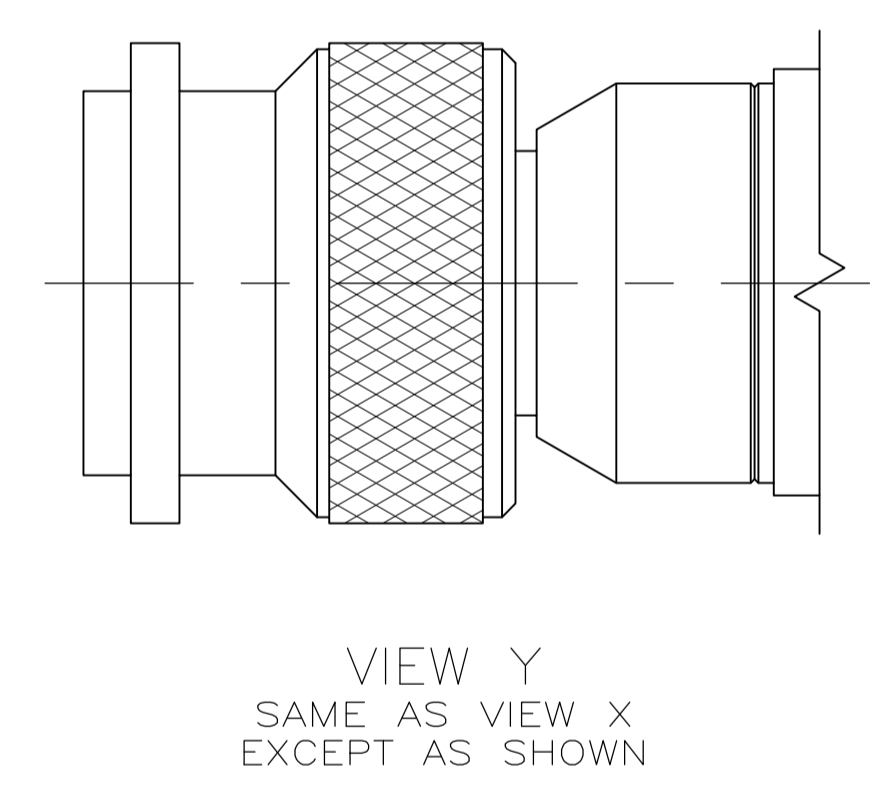


1. USE INSTRUCTION SHEET 2299-1



VIEW Y
SAME AS VIEW X
EXCEPT AS SHOWN

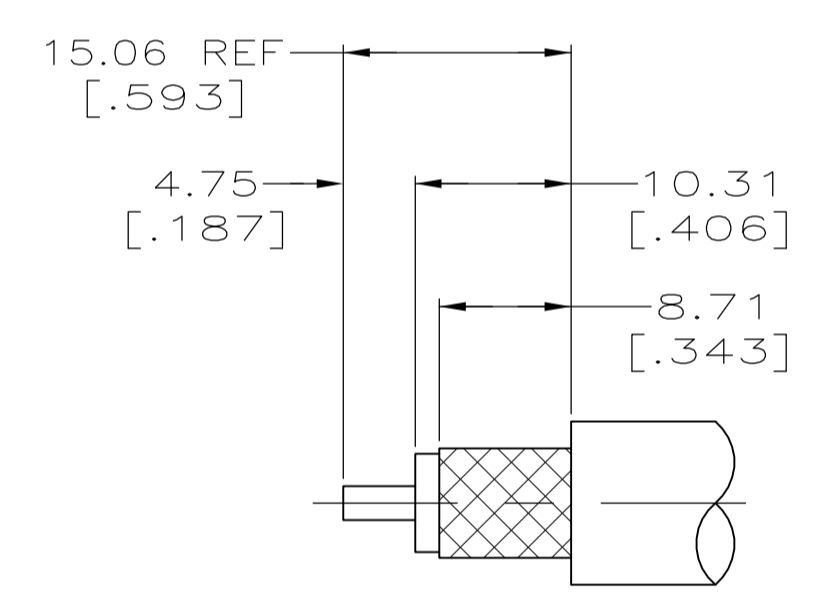


FIG 1

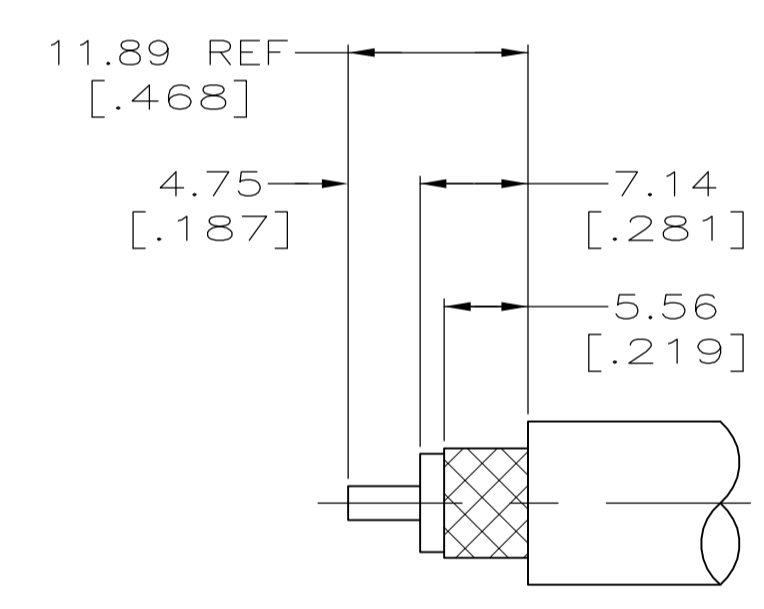


FIG 2

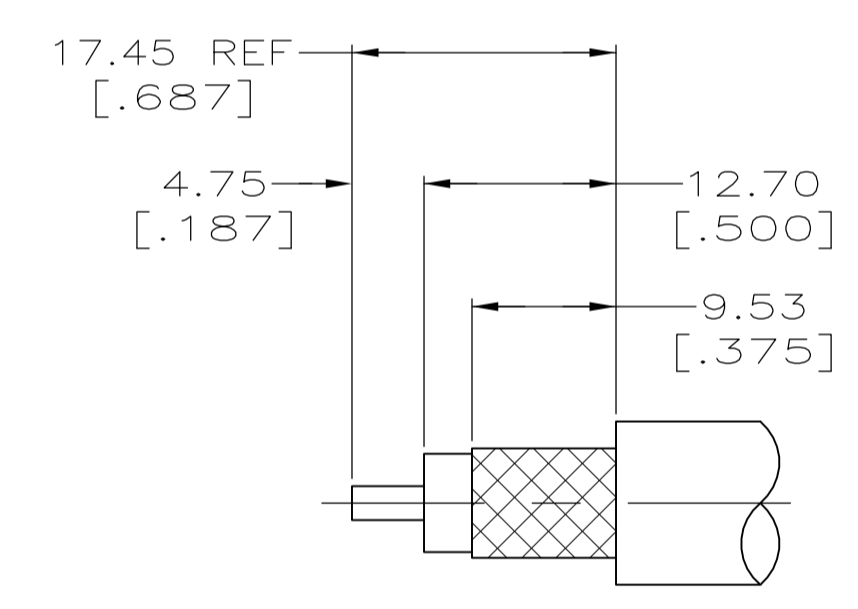


FIG 3

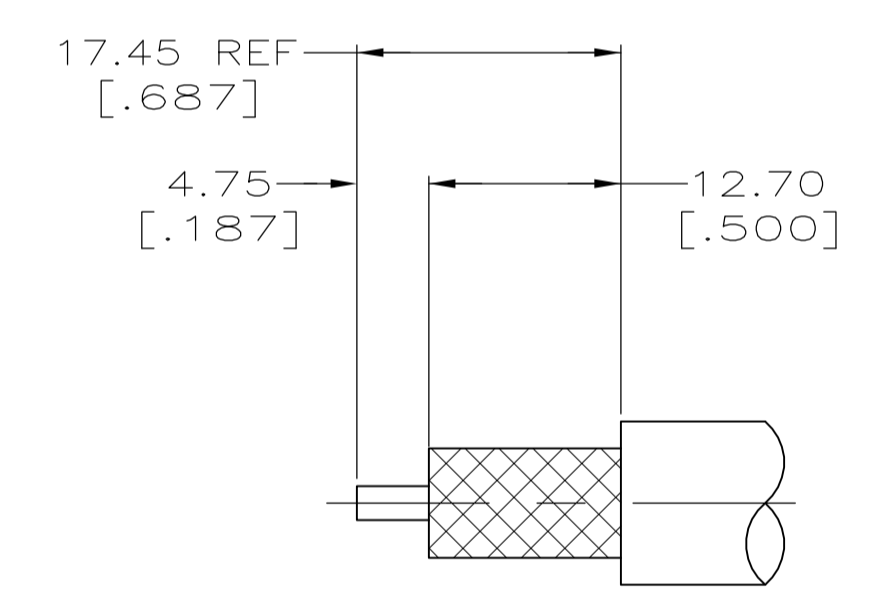


FIG 4

RECOMMENDED STRIP LENGTHS
SCALE 2:1

	5-225345-6 AMP	RG-142/U,142A/U,142B/U,400/U	220045-2	1	34.11 [1.343]	9-225382-1	1-225467-3	1663000-7	X	5-225345-6
	OBSOLETE 1-225345-7 AMP	RG-142A/U, 400/U	220045-2	1	34.11 [1.343]	225382-2	1-225467-3	3-225457-2	X	1-225345-7
SUPERSEDED BY 1-225550-2	1-225345-2 AMP	RG-225/U	220015-1	4	46.81 [1.843]	51713-2	225526-2	225593-2	Y	1-225345-2
	OBSOLETE 225345-8 AMP	RG-9/U,RG-9A/U,RG-214/U	220015-1	4	46.81 [1.843]	9-51713-4	225596-2	225593-2	Y	225345-8
SUPERSEDED BY 225550-7	225345-7 AMP	RG-8/U,RG-8A/U,RG-213/U	220015-1	3	46.81 [1.843]	51713-2	225596-2	225593-2	Y	225345-7
	00779 M39012/26-B006	RG-142/U,142A/U,142B/U,400/U	220045-2	1	34.11 [1.343]	225382-2	1-225467-3	225457-1	X	225345-6
SUPERSEDED BY 225555-5	00779 M39012/26B0015	RG-141/U,RG-141A/U,RG-303/U	220045-2	1	34.11 [1.343]	225382-2	1-225467-3	225457-1	X	225345-5
	OBSOLETE									225345-4
SUPERSEDED BY 225550-3	00779 M39012/26B0007 AMP 225245-3	RG-59B/U, RG-62B/U	220045-3	2	30.15 [1.187]	50428-1	1-225467-2	225457-3	X	225345-3
SUPERSEDED BY 225550-2	00779 M39012/26B 0005	RG-58A/U, RG-58C/U	220045-2	1	34.11 [1.343]	225382-2	1-225467-1	225457-1	X	225345-2
SUPERSEDED BY 225550-1	00779 M39012/26B0016 AMP 225345-1	RG-55A/U, RG-223/U	220045-2	1	34.11 [1.343]	225382-2	1-225467-1	225457-1	X	225345-1

	STAMPING	CABLE SIZE	CRIMPING TOOL	FIG	L	③ FERRULE QTY=1	② CONTACT QTY=1	① PLUG ASSY QTY=1	VIEW	PART NUMBER	
THIS DRAWING IS A CONTROLLED DOCUMENT.											
DIMENSIONS: INCHES		TOLERANCES UNLESS OTHERWISE SPECIFIED:		DIN J. LIPPERT 10-2-91		CIRK M. PHILLIPS 10-9-91		APVD M. PHILLIPS 10-9-91			
0 PLC ± -		1 PLC ± -		2 PLC ± -		3 PLC ± 0.005 [0.13]		4 PLC ± -		ANGLES ± -	
MATERIAL		FINISH		WEIGHT		SIZE		CAGE CODE		DRAWING NO	
						A1		00779		225345	
CUSTOMER DRAWING SCALE 4:1 SHEET 1 OF 1 REV U											