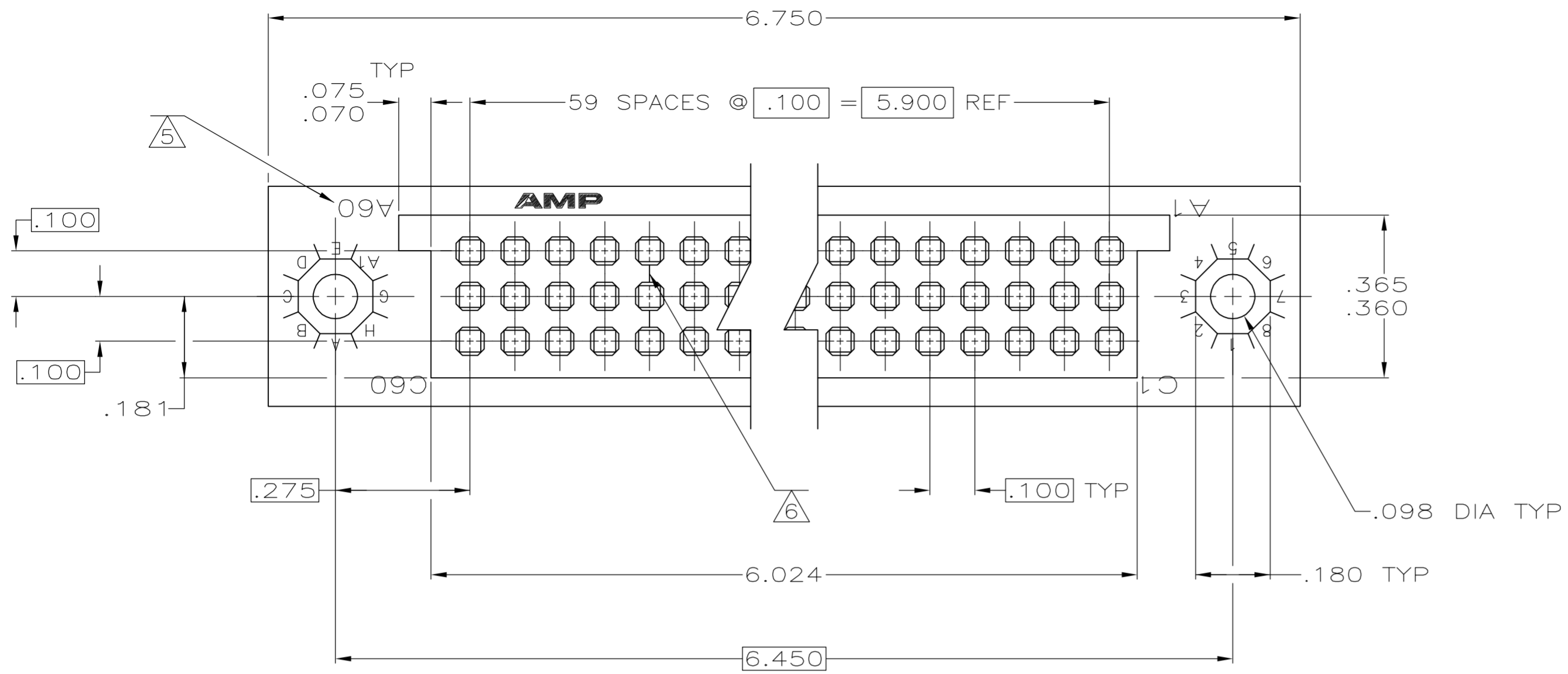
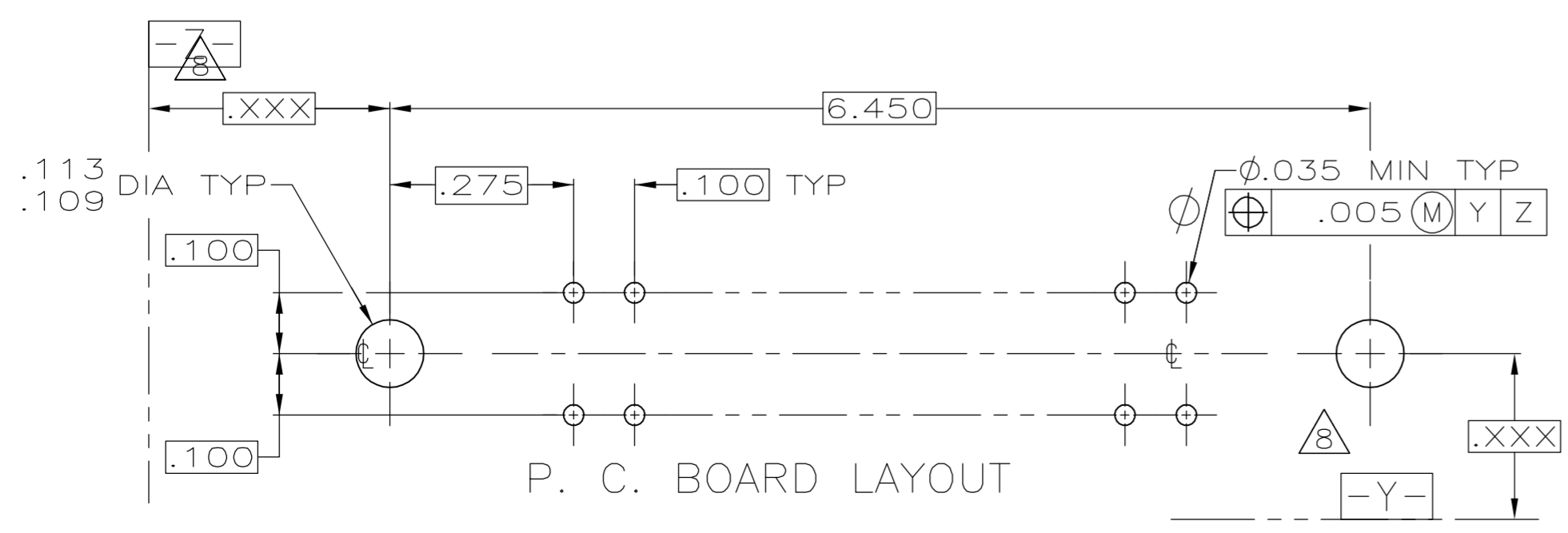
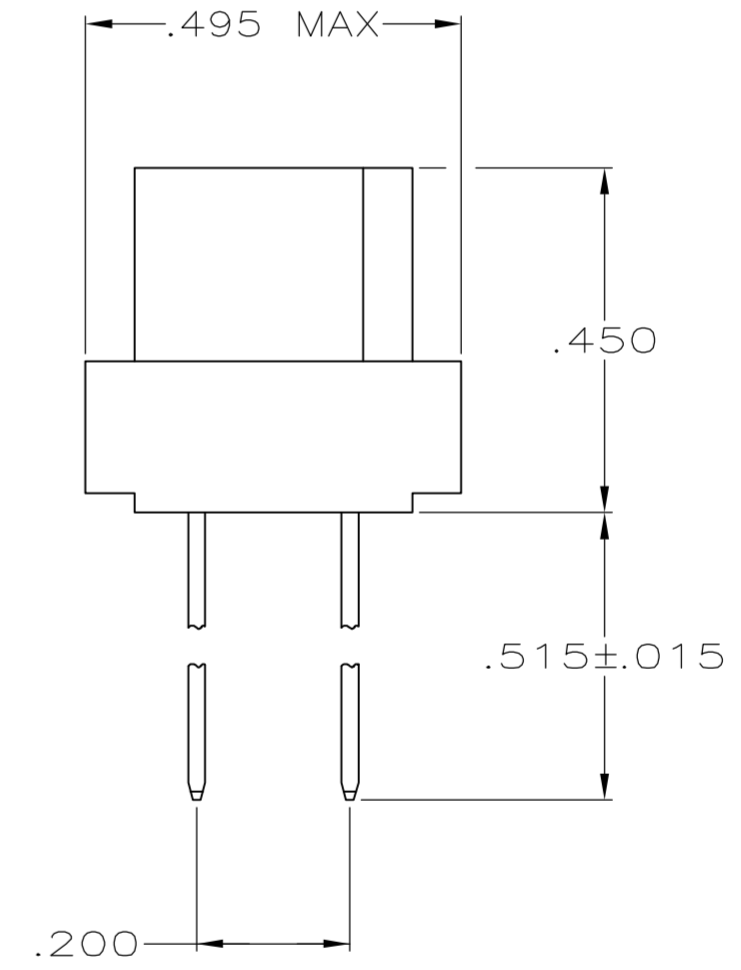
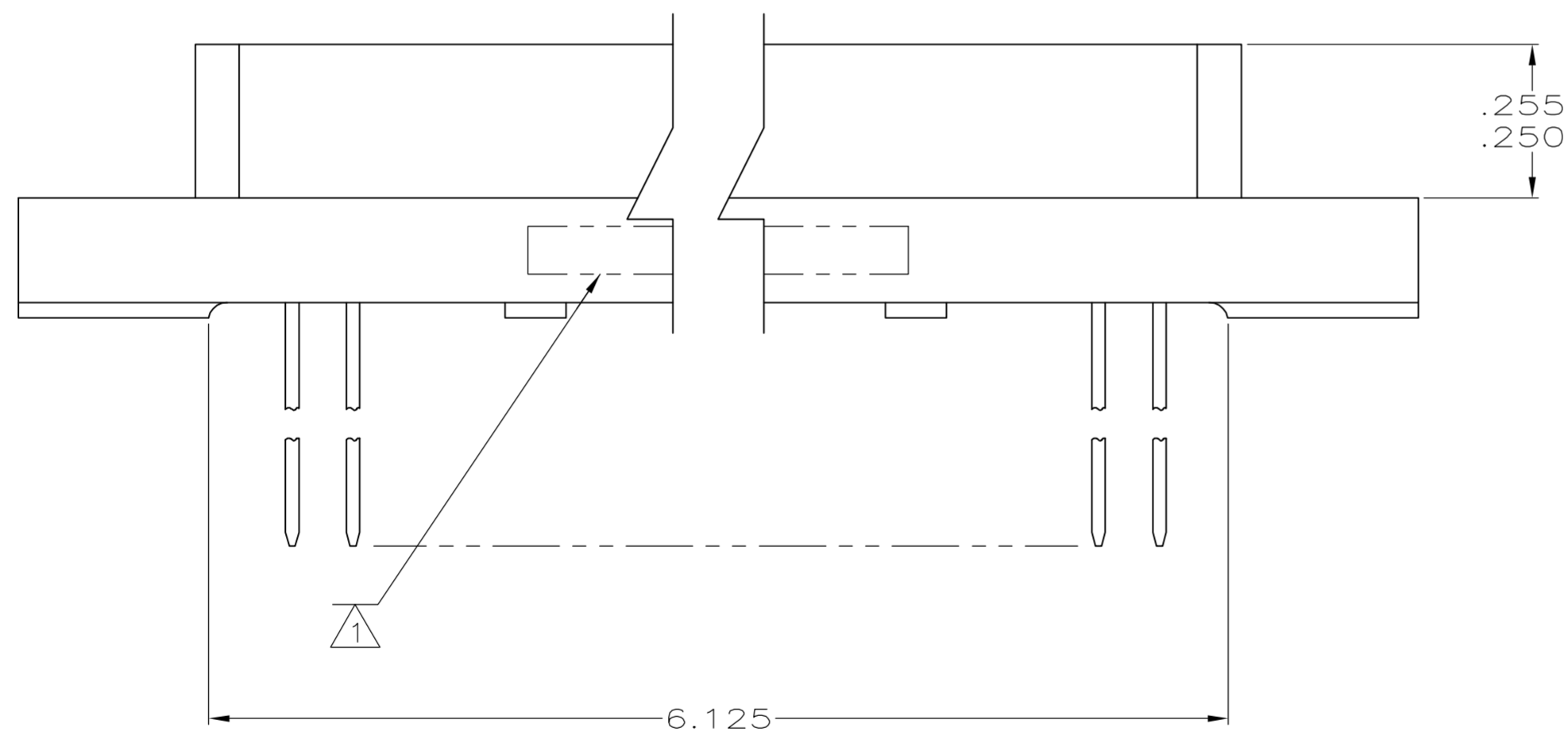


THIS DRAWING IS UNPUBLISHED. RELEASED FOR PUBLICATION
 © COPYRIGHT BY TYCO ELECTRONICS CORPORATION. ALL RIGHTS RESERVED.

LOC		DIST		REVISIONS			
P	LTR	DESCRIPTION		DATE	DWN	APVD	
DF	F0	C	REV PER ECO	05-013561	06DEC05	VF	CT



- 1 (774444-7), AMP, DATE CODE, AMP P/N, MARKED THIS AREA.
- 2 HOUSING MATERIAL: POLYPHENYLENE SULFIDE, GST-40F PER MIL-M-24519.
COLOR: BROWN
- 3 CONTACT MATERIAL: BERYLLIUM COPPER (BeCu) OR COPPER-NICKEL-SILICON (CuNiSi).
- 4 CONTACT FINISH: .000030 GOLD OVER .000030 NICKEL IN CONTACT AREA .000150 MIN BRIGHT TIN-LEAD (93/7) ON POSTS.
- 5 LETTERS INDICATING OUTSIDE ROWS AND NUMBERS INDICATING END CAVITIES MARKED THIS AREA.
- 6 LINES INDICATING EVERY FIVE CAVITIES MARKED ON MATING FACE.
- 7. ONLY ROWS A AND C ARE LOADED WITH CONTACTS.
- 8 DATUM AND BASIC DIMENSIONS ESTABLISHED BY CUST.
- 9 CONTACT FINISH: .000030 GOLD OVER .000030 NICKEL IN CONTACT AREA .000150 MIN MATTE TIN PER ASTM-B-545 ON POSTS.



9	5-448006-1
4	448006-1
FINISH	PART NO.

THIS DRAWING IS A CONTROLLED DOCUMENT.		DWN T. ALEXANDER 5-27-92	Tyco Electronics Corporation Harrisburg, PA 17105-3608	
DIMENSIONS: INCHES		CHK D. MILLER 6-1-92		
TOLERANCES UNLESS OTHERWISE SPECIFIED:		APVD W. FOLEY 6-1-92	NAME	
0 PLC ± -		PRODUCT SPEC	RECEPTACLE ASSEMBLY, 3-ROW BOX 100C/L, W/MOUNTING EARS, SELECT LOAD, AND 2-HIGH WIRE WRAP POSTS	
1 PLC ± -		APPLICATION SPEC	SIZE CAGE CODE DRAWING NO RESTRICTED TO	
2 PLC ± -		WEIGHT -	A2 00779 C=448006	-
3 PLC ± .010		CUSTOMER DRAWING	SCALE 4:1 SHEET 1 of 1 REV C	-
4 PLC ± -	FINISH			
ANGLES ± -				