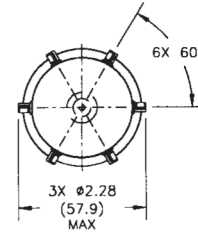
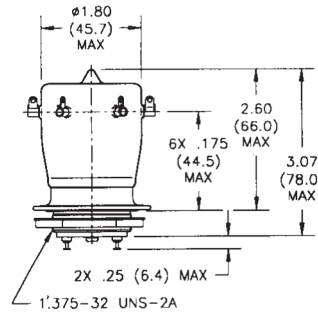

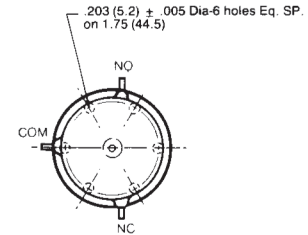
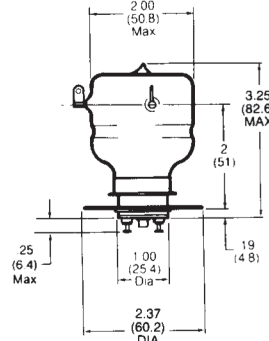


H-19/17 Series Make & Break Load Switching — 20/25 kV Relays
H-19
Product Facts

- 20 kV operating voltage
- Vacuum dielectric and tungsten contacts for power switching low current loads
- Double pole, double throw contacts
- Available with corona shield connectors
- Meets requirements of MIL-R-83725


H-17
Product Facts

- Will isolate 12 kV at 32 MHz
- Tungsten contacts suitable for power switching low current loads
- Available with corona shield connectors
- Meets requirements of MIL-R-83725
- QPL version available, M83725/2


Product Specifications for H-19 and H-17
Contact Arrangement —

H-19 — DPDT
H-17 — SPDT

Contact Form —

H-19 — 2C
H-17 — C

Test Voltage, DC or 60 Hz (Peak) —

H-19 — 25 kV
H-17 — 30 kV

Rated Operating Voltage (Peak) —

DC or 60 Hz — H-19 — 20 kV
H-17 — 25 kV

2.5 MHz — H-19 — 15 kV
H-17 — 20 kV

16 MHz — H-19 — 10 kV
H-17 — 15 kV

32 MHz — H-19 — 7 kV
H-17 — 12 kV

Continuous Carry Current, Max. —

DC or 60 Hz — 30 A
2.5 MHz — H-19 — 18 A
H-17 — 16 A

16 MHz — H-19 — 9 A
H-17 — 10 A
32 MHz — H-19 — 6 A
H-17 — 8 A
Coil Hi-Pot (Vrms, 60 Hz) — 500 A

Contact Capacitance —
Between Open Contacts — 1 pF
Open Contacts to Ground — 2.5 pF

Contact Resistance, Max. —
0.015 ohm

Operate Time, Max. —

H-19 — 30 ms
H-17 — 25 ms

Release Time, Max. —

H-19 — 20 ms
H-17 — 25 ms

Shock, 11ms, 1/2 Sine (Peak) —

H-19 — 30 g
H-17 — 20 g

Vibration —

Peak — 10 g (55 to 500 Hz)

Operating Ambient Temperature Range — -55°C to +125°C

Mechanical Life — 1 million cycles

Weight, Nominal —

H-19 — 241 g (8.5 oz.)
H-17 — 198.4 g (7 oz.)

For factory-direct application assistance, dial 800-253-4560, ext. 2055, or 805-220-2055.

Coil Data

Nominal Volts DC	12 Vdc	26.5 Vdc	115 Vdc
Pickup, Max.	8 Vdc	16 Vdc	80 Vdc
Dropout	.5-5 Vdc	1-10 Vdc	5-50 Vdc
Coil Resistance (±10%)			
H-19	48 Ω	225 Ω	2100 Ω
H-17	24 Ω	120 Ω	2900 Ω

Ratings listed are for 25°C, sea level conditions

Ordering Information

Sample Part Number ►

Series: _____

Model: _____

H-19
H-17

Coil Voltage: _____

Blank = 26.5 Vdc
/12Vdc = 12 Vdc
/115Vdc = 115 Vdc

H- 17 /12Vdc