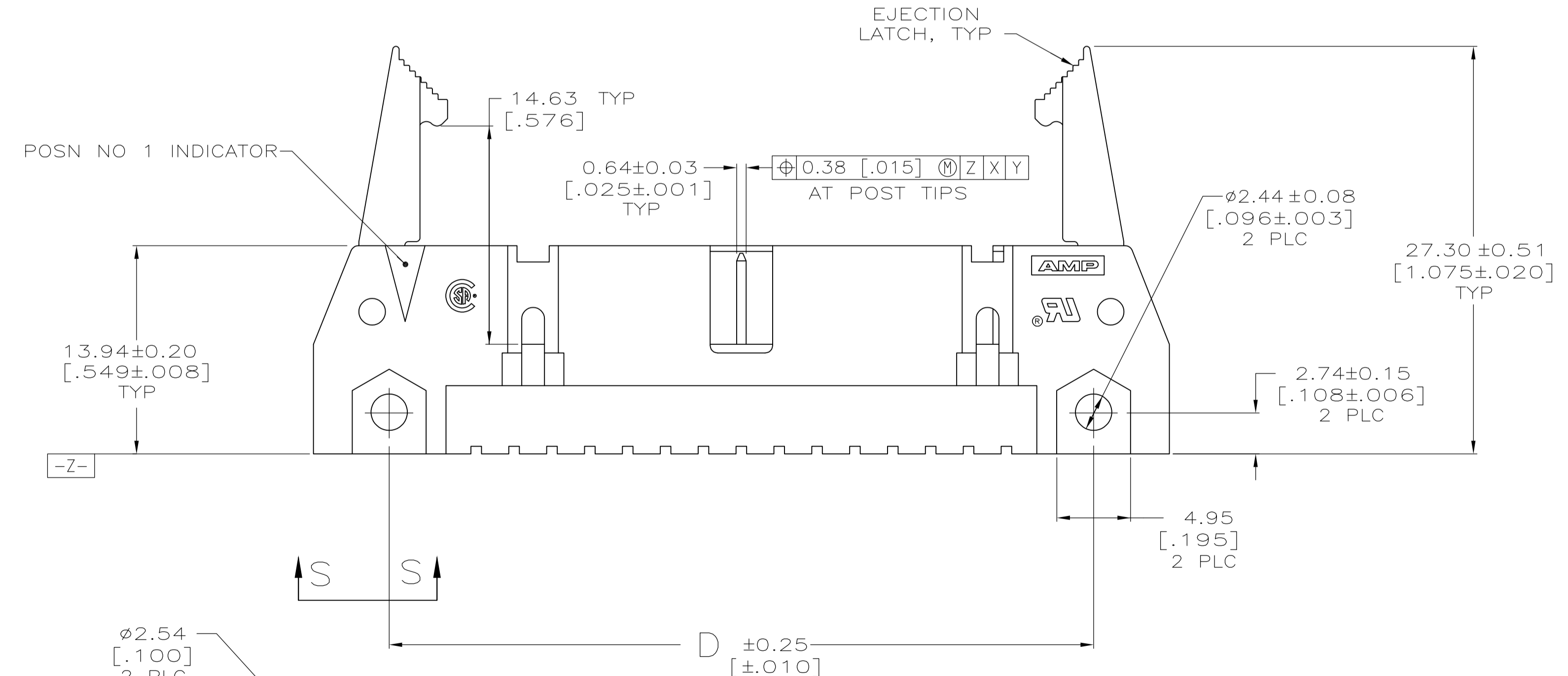
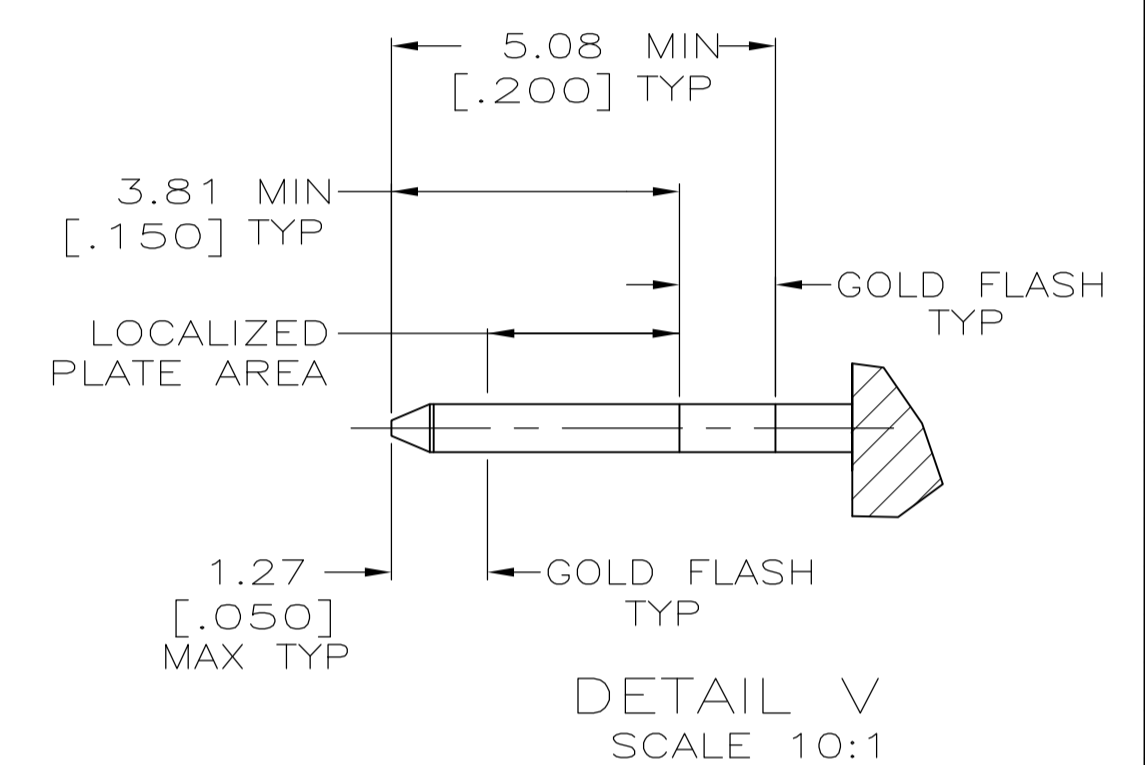
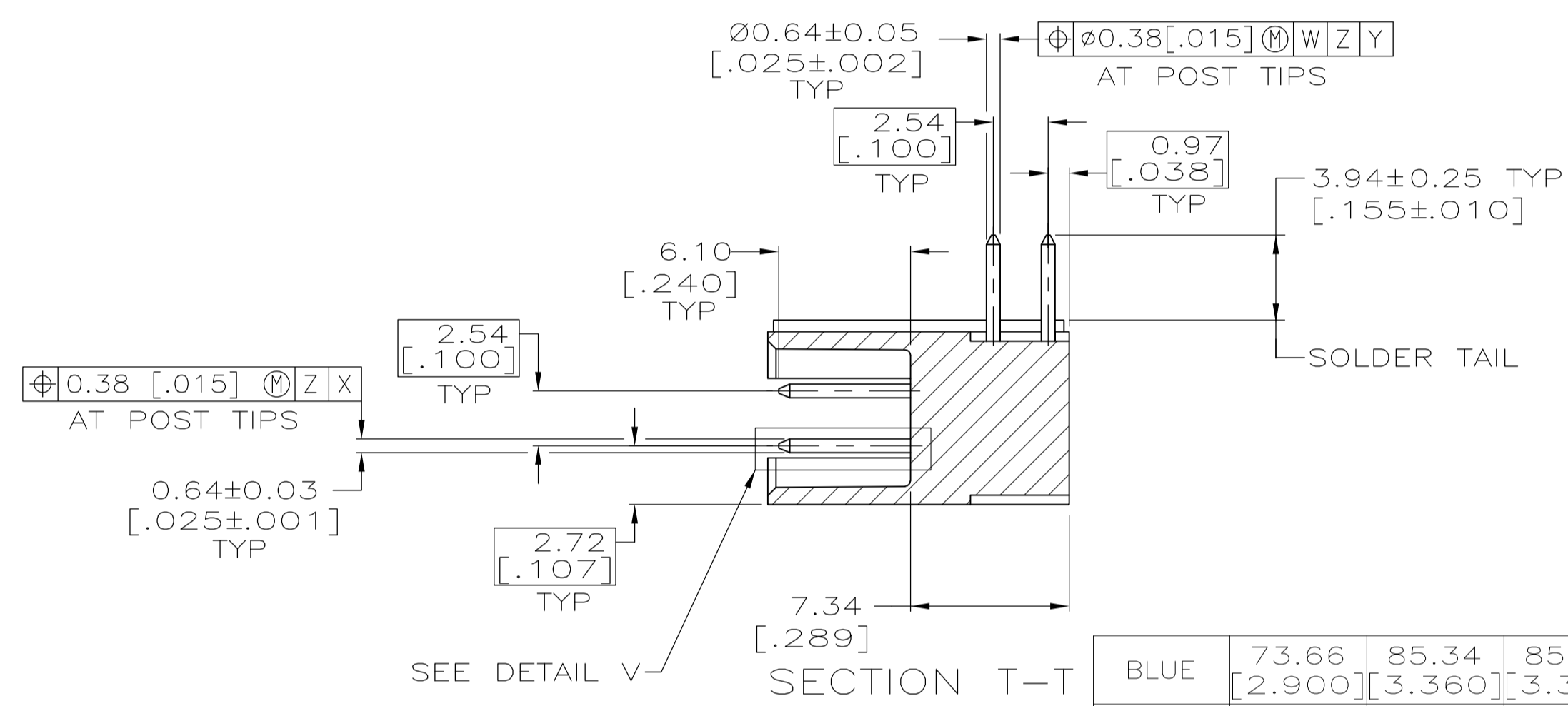
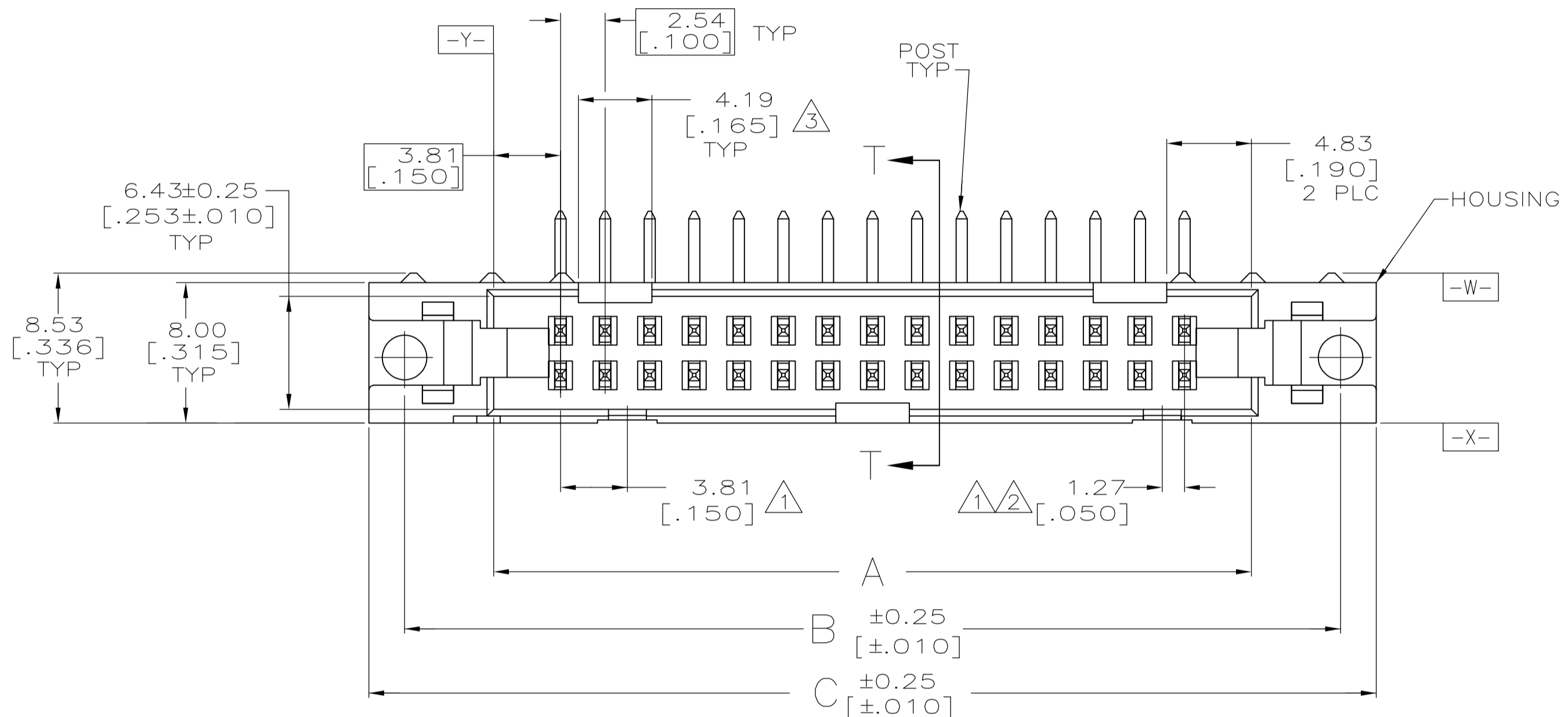


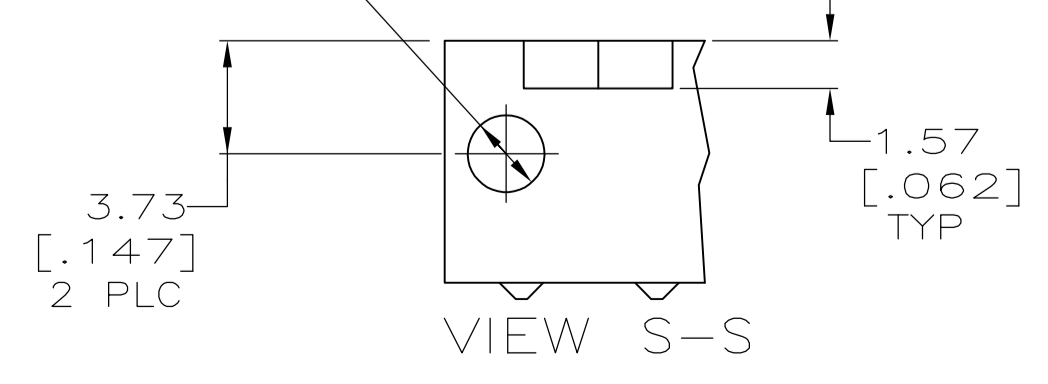
- 1. COORDINATE DIMENSION APPLIES FROM BASIC LOCATION.
- 2. 10 AND 14 POSITION SIZES CONTAIN ONLY ONE SLOT FOR SNAP-IN POLARIZER (MILITARY POLARIZATION) LOCATED AS SHOWN.
- 3. 10 POSITION SIZE CONTAINS ONLY ONE SLOT FOR DUAL POLARIZATION, LOCATED AS SHOWN.
- 4. RECOMMENDED PRINTED CIRCUIT BOARD THICKNESS IS 3.18 [.125].
- 5. DISTANCE REQUIRED BY EJECTION LATCHES IN THE OPEN POSITION.
- 6. HOUSING & LATCHES: GLASS FILLED NYLON OR POLYESTER, 94V-0 RATED; COLOR, SEE TABLE.
- 7. POSTS: GOLD FLASH OVER PALLADIUM-NICKEL PLATE, 0.76µm [.000030] MIN TOTAL ON THE LOCALIZED PLATE AREA, 2.54µm [.000100] MIN TIN PLATE ON THE SOLDER-TAIL, 1.27µm [.000050] MIN NICKEL UNDERPLATE ON THE ENTIRE POST.
-OR-
0.76µm [.000030] MIN GOLD PLATE ON THE LOCALIZED PLATE AREA, 2.54µm [.000100] MIN TIN PLATE ON THE SOLDER-TAIL, 1.27µm [.000050] MIN NICKEL UNDERPLATE ON THE ENTIRE POST.
- 8. DATUMS -M- & -N- TO BE ESTABLISHED BY CUSTOMER.

RECOMMENDED PC BOARD MOUNTING DIMENSIONS SCALE 2:1

EJECTION LATCHES OMITTED IN THIS VIEW FOR CLARITY



OBSOLETE	BLUE	73.66 [2.900]	85.34 [3.360]	85.34 [3.360]	95.50 [3.760]	91.44 [3.600]	81.28 [3.200]	60	3-5102322-1
	BLUE	60.96 [2.400]	72.64 [2.860]	72.64 [2.860]	82.80 [3.260]	78.74 [3.100]	68.58 [2.700]	50	3-5102322-0
OBSOLETE	BLUE	48.26 [1.900]	59.94 [2.360]	59.94 [2.360]	70.10 [2.760]	66.04 [2.600]	55.88 [2.200]	40	2-5102322-9
	BLUE	30.48 [1.200]	42.16 [1.660]	42.16 [1.660]	52.32 [2.060]	48.26 [1.900]	38.10 [1.500]	26	2-5102322-6
OBSOLETE	BLUE	15.24 [.600]	26.92 [1.060]	26.92 [1.060]	37.08 [1.460]	33.02 [1.300]	22.86 [.900]	14	2-5102322-2
	BLUE	10.16 [.400]	21.84 [.860]	21.84 [.860]	32.00 [1.260]	27.94 [1.100]	17.78 [.700]	10	2-5102322-1
OBSOLETE	BLACK	78.74 [3.100]	90.42 [3.560]	90.42 [3.560]	100.58 [3.960]	96.52 [3.800]	86.36 [3.400]	64	1-5102322-2
	BLACK	73.66 [2.900]	85.34 [3.360]	85.34 [3.360]	95.50 [3.760]	91.44 [3.600]	81.28 [3.200]	60	1-5102322-1
OBSOLETE	BLACK	60.96 [2.400]	72.64 [2.860]	72.64 [2.860]	82.80 [3.260]	78.74 [3.100]	68.58 [2.700]	50	1-5102322-0
	BLACK	48.26 [1.900]	59.94 [2.360]	59.94 [2.360]	70.10 [2.760]	66.04 [2.600]	55.88 [2.200]	40	5102322-9
OBSOLETE	BLACK	40.64 [1.600]	52.32 [2.060]	52.32 [2.060]	62.48 [2.460]	58.42 [2.300]	48.26 [1.900]	34	5102322-8
	BLACK	30.48 [1.200]	42.16 [1.660]	42.16 [1.660]	52.32 [2.060]	48.26 [1.900]	38.10 [1.500]	26	5102322-6
OBSOLETE	BLACK	27.94 [1.100]	39.62 [1.560]	39.62 [1.560]	49.78 [1.960]	45.72 [1.800]	35.56 [1.400]	24	5102322-5
	BLACK	22.86 [.900]	34.54 [1.360]	34.54 [1.360]	44.70 [1.760]	40.64 [1.600]	30.48 [1.200]	20	5102322-4
OBSOLETE	BLACK	17.78 [.700]	29.46 [1.160]	29.46 [1.160]	39.62 [1.560]	35.56 [1.400]	25.40 [1.000]	16	5102322-3
	BLACK	15.24 [.600]	26.92 [1.060]	26.92 [1.060]	37.08 [1.460]	33.02 [1.300]	22.86 [.900]	14	5102322-2
OBSOLETE	BLACK	10.16 [.400]	21.84 [.860]	21.84 [.860]	32.00 [1.260]	27.94 [1.100]	17.78 [.700]	10	5102322-1
	MATERIAL COLOR	F	E	D	C	B	A	NO OF POSN	PART NUMBER



THIS DRAWING IS A CONTROLLED DOCUMENT.

DIMENSIONS: mm [INCHES]	TOLERANCES UNLESS OTHERWISE SPECIFIED:	DIN G. ATTADIA - 01-07-05	00CK5 01-07-05
0 PLC ± -	1 PLC ± -	APVD S. BOLASH 01-07-05	NAME
2 PLC ± 0.13[.005]	3 PLC ± -	M. WALMSLEY	HEADER ASSY, UNIVERSAL, AMP-LATCH
4 PLC ± -	ANGLES ± -	PRODUCT SPEC	108-40018
MATERIAL	FINISH	APPLICATION SPEC	SIZE CASE CODE DRAWING NO
		WEIGHT	A1 00779 5102322
		CUSTOMER DRAWING	SCALE 4:1 SHEET 1 OF 1 REV G1