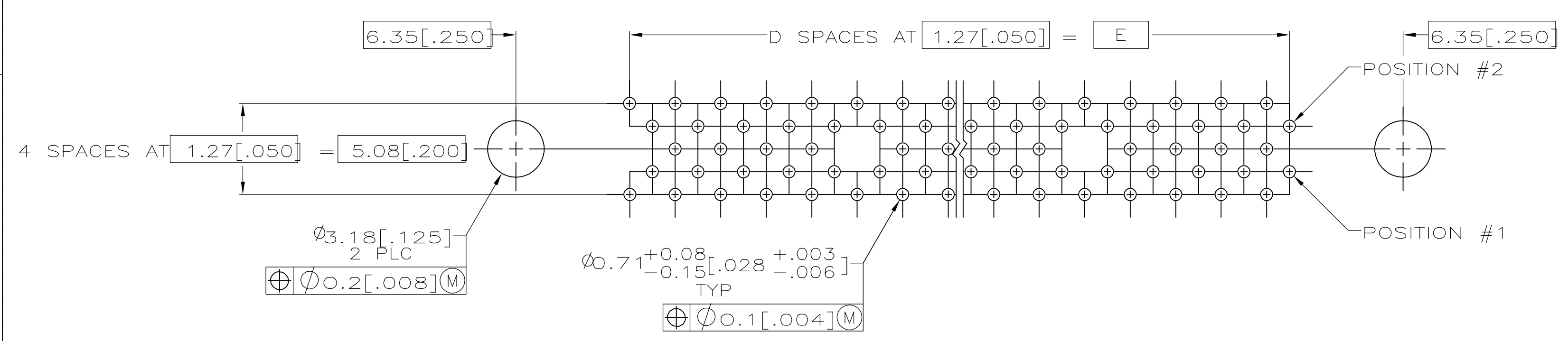
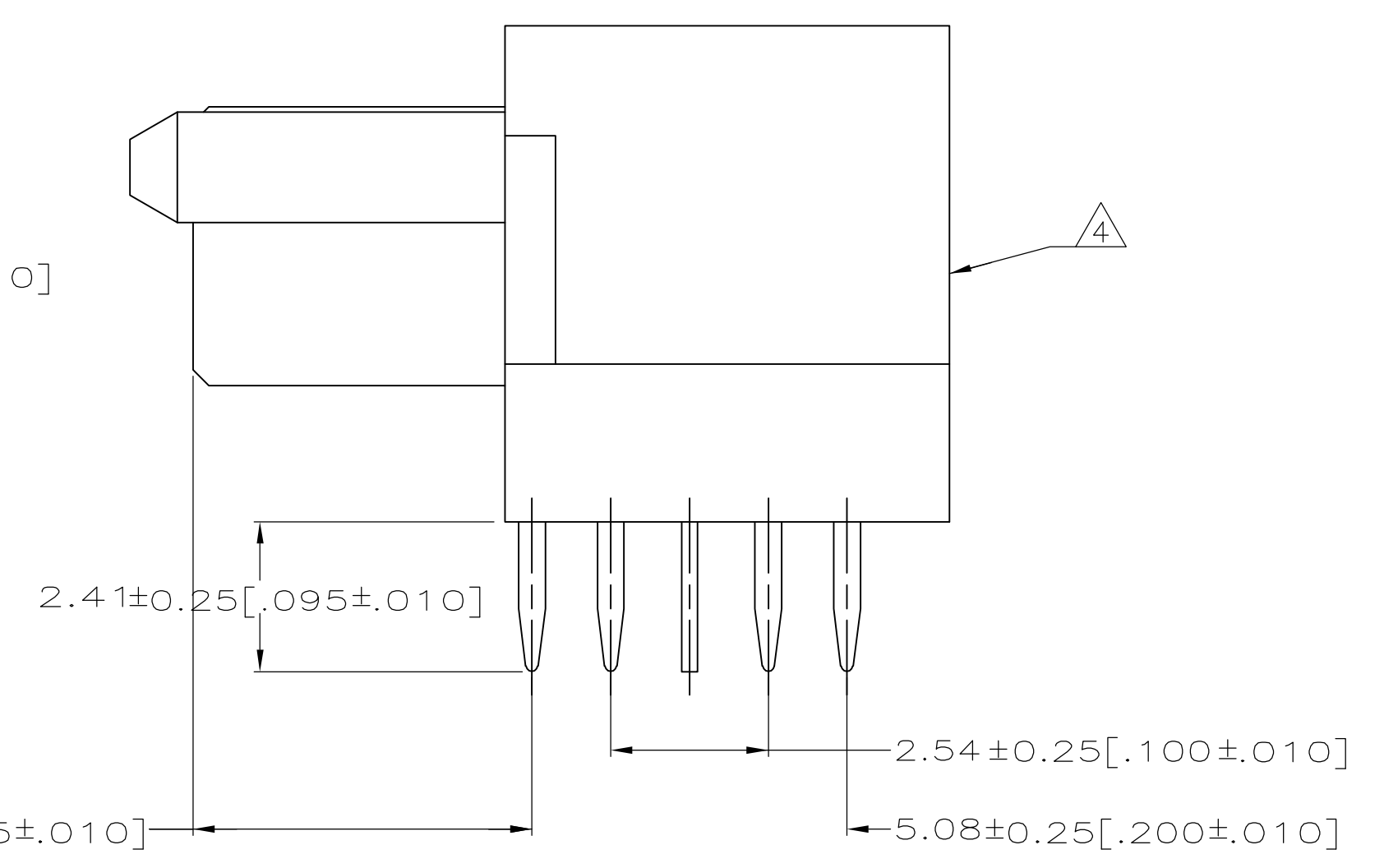
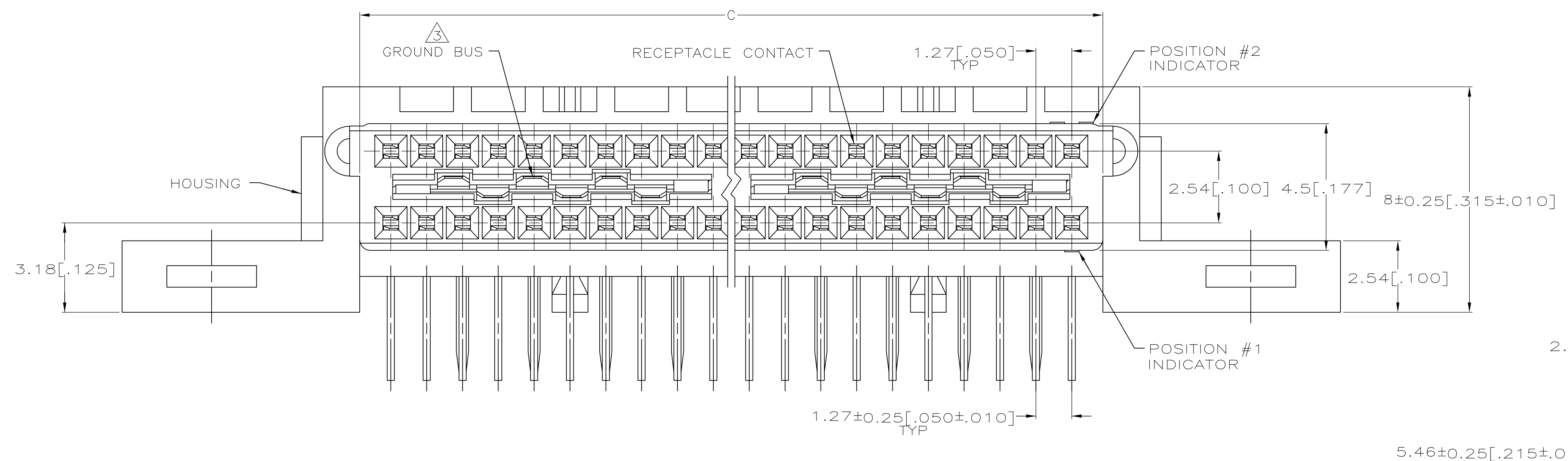


- 1 MOLDED PARTS: HIGH TEMPERATURE THERMOPLASTIC, COLOR NATURAL.
RECEPTACLE CONTACTS: PHOSPHOR BRONZE.
GROUND BUSES: PHOSPHOR BRONZE.
- 2 RECEPTACLE CONTACTS: 0.00076[.000030] MIN GOLD IN CONTACT AREA, 0.00254-0.00762[.000100-.000300] TIN-LEAD ON SOLDER TAIL, ALL OVER 0.00127-0.00254[.000050-.000100] NICKEL ON ENTIRE CONTACT.
GROUND BUSES: 0.00076[.000030] MIN GOLD IN CONTACT AREA, 0.00254-0.00762[.000100-.000300] TIN-LEAD ON SOLDER TAIL, ALL OVER 0.00127-0.00254[.000050-.000100] NICKEL ON ENTIRE BUS.
- 3 ONE GROUND BUS WITH 4 TAILS PER EACH 20 RECEPTACLE CONTACTS.
- 4 ASSEMBLIES 140 POSITIONS OR SMALLER HAVE A ONE PIECE ORGANIZER. ASSEMBLIES 160 POSITIONS OR LARGER HAVE MULTIPLE ORGANIZERS OF 40 AND/OR 60 POSITIONS.



OBSOLETE	151.13 [5.950]	119	153.34 [6.037]	163.83 [6.450]	170.18 [6.700]	240	1-536295-1
OBSOLETE	138.43 [5.450]	109	140.64 [5.537]	151.13 [5.950]	157.48 [6.200]	220	1-536295-0
OBSOLETE	125.73 [4.950]	99	127.94 [5.037]	138.43 [5.450]	144.78 [5.700]	200	536295-9
OBSOLETE	113.03 [4.450]	89	115.24 [4.537]	125.73 [4.950]	132.08 [5.200]	180	536295-8
OBSOLETE	100.33 [3.950]	79	102.54 [4.037]	113.03 [4.450]	119.38 [4.700]	160	536295-7
OBSOLETE	87.63 [3.450]	69	89.84 [3.537]	100.33 [3.950]	106.68 [4.200]	140	536295-6
OBSOLETE	74.93 [2.950]	59	77.14 [3.037]	87.63 [3.450]	93.98 [3.700]	120	536295-5
OBSOLETE	62.23 [2.450]	49	64.44 [2.537]	74.93 [2.950]	81.28 [3.200]	100	536295-4
OBSOLETE	49.53 [1.950]	39	51.74 [2.037]	62.23 [2.450]	68.58 [2.700]	80	536295-3
OBSOLETE	36.83 [1.450]	29	39.04 [1.537]	49.53 [1.950]	55.88 [2.200]	60	536295-2
OBSOLETE	24.13 [.950]	19	26.34 [1.037]	36.83 [1.450]	43.18 [1.700]	40	536295-1
	E	D	C	B	A	NO OF POS	PART NUMBER

RECOMMENDED PC BOARD HOLE LAYOUT
(VIEWED FROM CONNECTOR SIDE)

THIS DRAWING IS A CONTROLLED DOCUMENT. DWG: J.GERACE 11-30-92
 CHK: D.SINISI 11-30-92
 APP'D: D.SINISI 11-30-92
 NAME: RECEPTACLE ASSEMBLY, RIGHT ANGLE, 2.41[.095] TAIL, BOARD TO BOARD, MICRO-STRIP

DIMENSIONS: mm [INCHES]	TOLERANCES UNLESS OTHERWISE SPECIFIED:	SIZE	CAGE CODE	DRAWING NO	RESTRICTED TO
Ø	0 PLC ± - 1 PLC ± - 2 PLC ± - 3 PLC ± 0.13[.005] 4 PLC ± - ANGLES ± -	A1	00779	536295	-

MATERIAL: 1-
FINISH: 2-
WEIGHT: -
CUSTOMER DRAWING

SCALE: 10:1 SHEET 1 OF 1 REV J