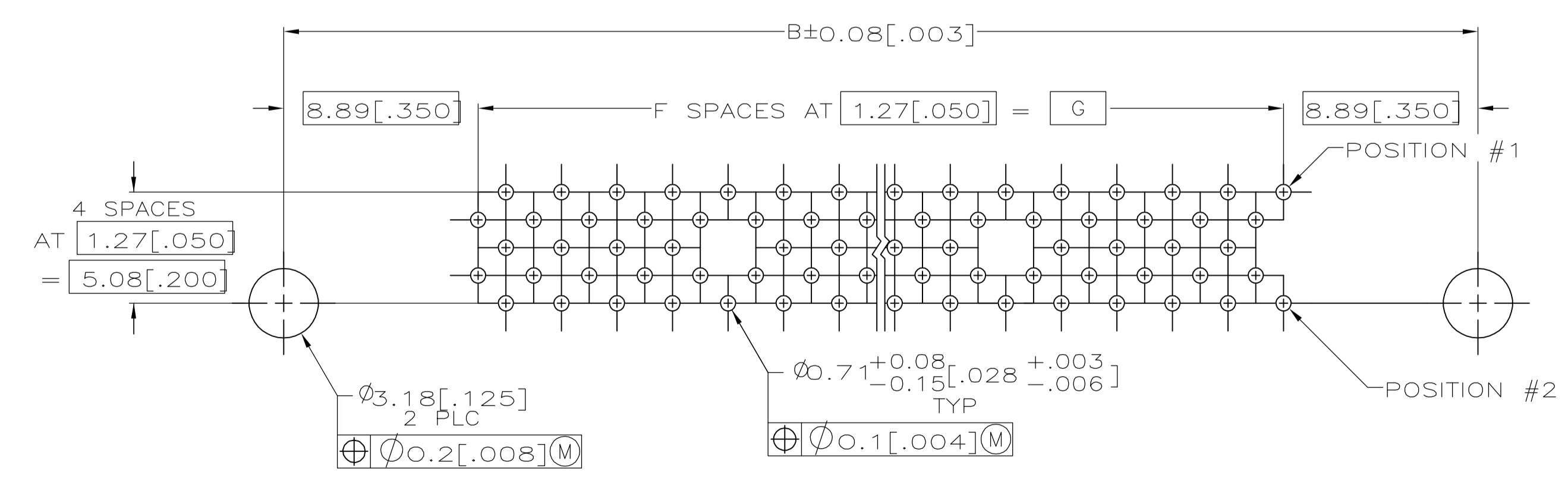
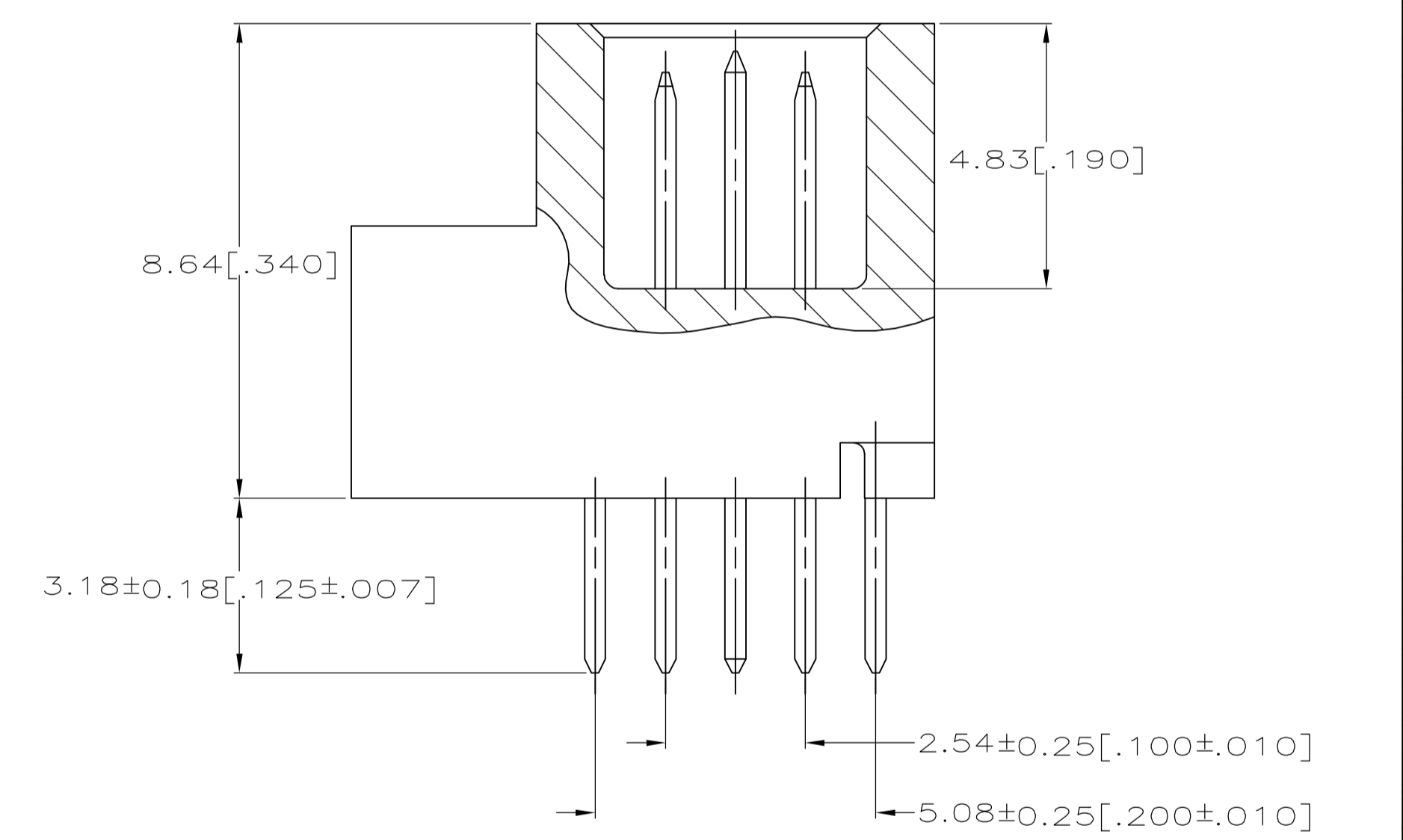
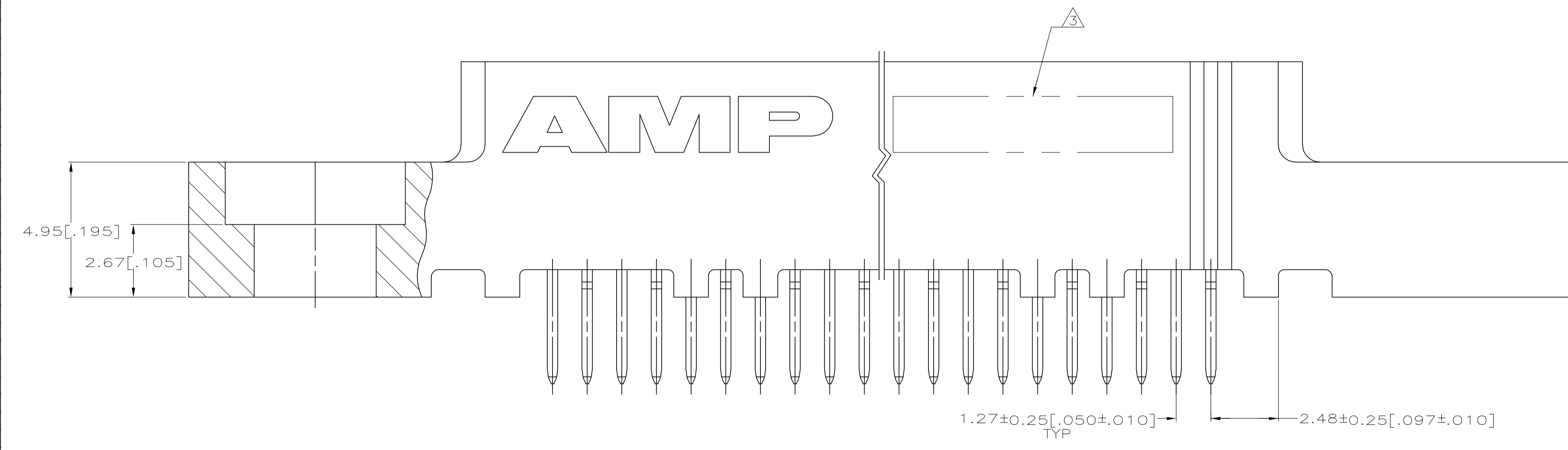


- ① HOUSING: HIGH TEMPERATURE THERMOPLASTIC, COLOR NATURAL.  
PIN CONTACTS: PHOSPHOR BRONZE.  
GROUND BUSES: PHOSPHOR BRONZE.
- ② PIN CONTACTS: 0.00076[.000030] MIN GOLD IN CONTACT AREA, 0.00063-0.00191[.000025-.000075] TIN-LEAD ON SOLDER TAIL, ALL OVER 0.00127-0.00254[.000050-.000100] NICKEL ON ENTIRE CONTACT.
- GROUND BUSES: 0.00076[.000030] MIN GOLD IN CONTACT AREA, 0.00063-0.00191[.000025-.000075] TIN-LEAD ON SOLDER TAIL, ALL OVER 0.00127-0.00254[.000050-.000100] NICKEL ON ENTIRE BUS.
- ③ DATE CODE MARKED IN AREA INDICATED.
- ④ ONE GROUND BUS WITH 4 TAILS PER EACH 20 PIN CONTACTS.



OBSOLETE	151.13 [5.950]	119	153.62 [6.048]	156.08 [6.145]	157.84 [6.214]	168.91 [6.650]	177.8 [7.000]	240	536303-6
OBSOLETE	128.43 [5.450]	109	104.92 [5.548]	143.38 [5.645]	145.14 [5.714]	156.21 [6.150]	165.1 [6.500]	220	536303-5
	125.73 [4.950]	99	128.22 [5.048]	130.68 [5.145]	132.44 [5.214]	143.51 [5.650]	152.4 [6.000]	200	536303-4
OBSOLETE	113.03 [4.450]	89	115.52 [4.548]	117.98 [4.645]	119.74 [4.714]	130.81 [5.150]	139.7 [5.500]	180	536303-3
	100.33 [3.950]	79	102.82 [4.048]	105.28 [4.145]	107.04 [4.214]	118.11 [4.650]	127 [5.000]	160	536303-2
	87.63 [3.450]	69	90.12 [3.548]	92.58 [3.645]	94.34 [3.714]	105.41 [4.150]	114.3 [4.500]	140	536303-1
	G	F	E	D	C	B	A	NO OF POS	PART NUMBER

RECOMMENDED PC BOARD HOLE LAYOUT  
 (VIEWED FROM CONNECTOR SIDE)  
 SCALE 5:1

THIS DRAWING IS A CONTROLLED DOCUMENT.

DIMENSIONS: mm [INCHES]	TOLERANCES UNLESS OTHERWISE SPECIFIED:	DIN J.GERACE 1-28-93	tyco Electronics Tyco Electronics Corporation Harrisburg, PA 17105-3608
0 PLC ± -	1 PLC ± -	CIK J.GERACE 1-28-93	NAME
2 PLC ± -	3 PLC ± 0.13[.005]	APVD J.GERACE 1-28-93	PRODUCT SPEC
4 PLC ± -	ANGLES ± -	NAME	108-1272
MATERIAL	FINISH	APPLICATION SPEC	PLUG ASSEMBLY WITH GUIDES, VERTICAL, .125 SOLDER TAIL, BOARD TO BOARD, MICROSTRIP
①	②	SIZE	A1
		WEIGHT	00779
		CAGE CODE	536303
		RESTRICTED TO	
		CUSTOMER DRAWING	SCALE 10:1 SHEET 1 OF 1 REV G1