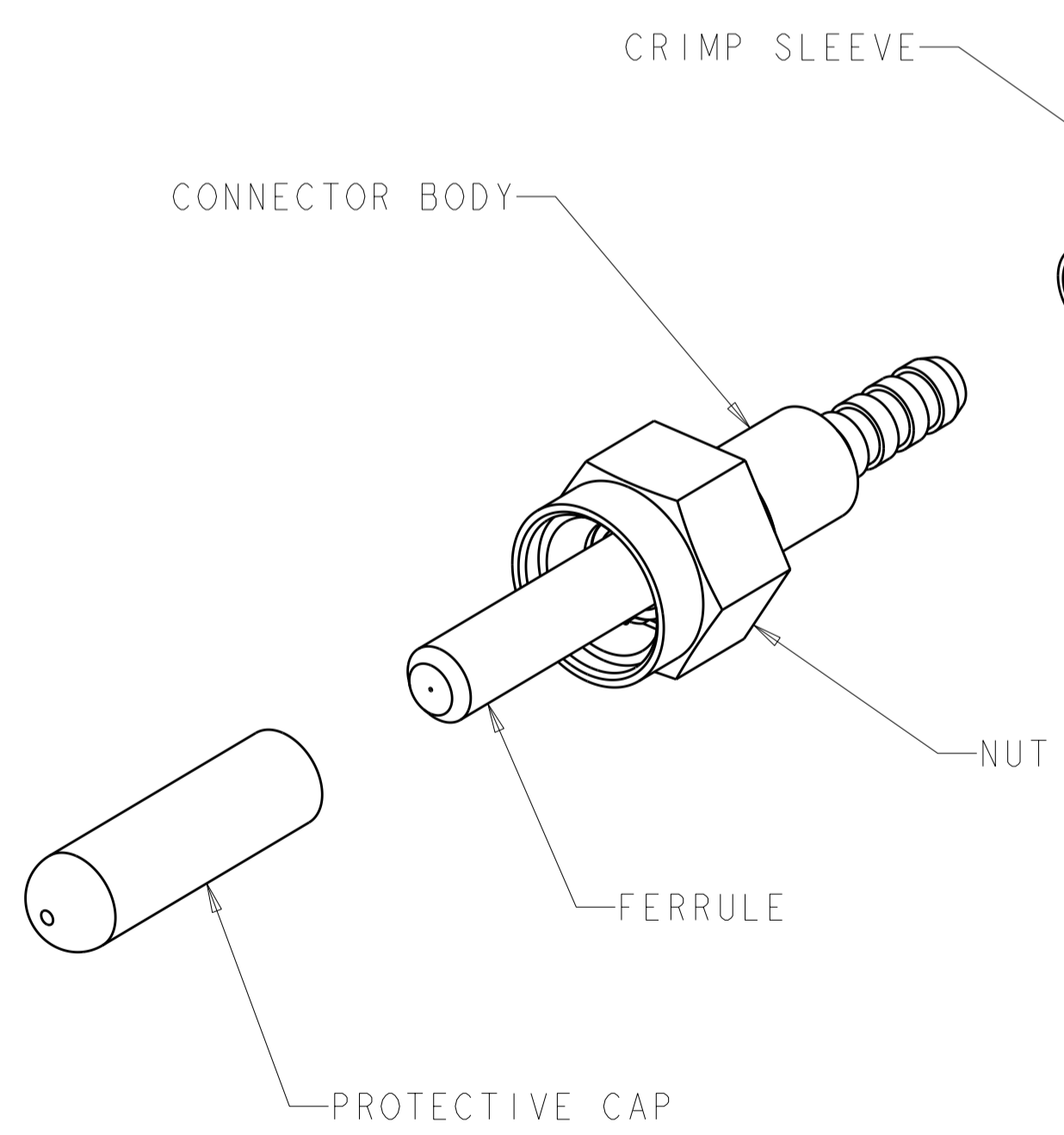
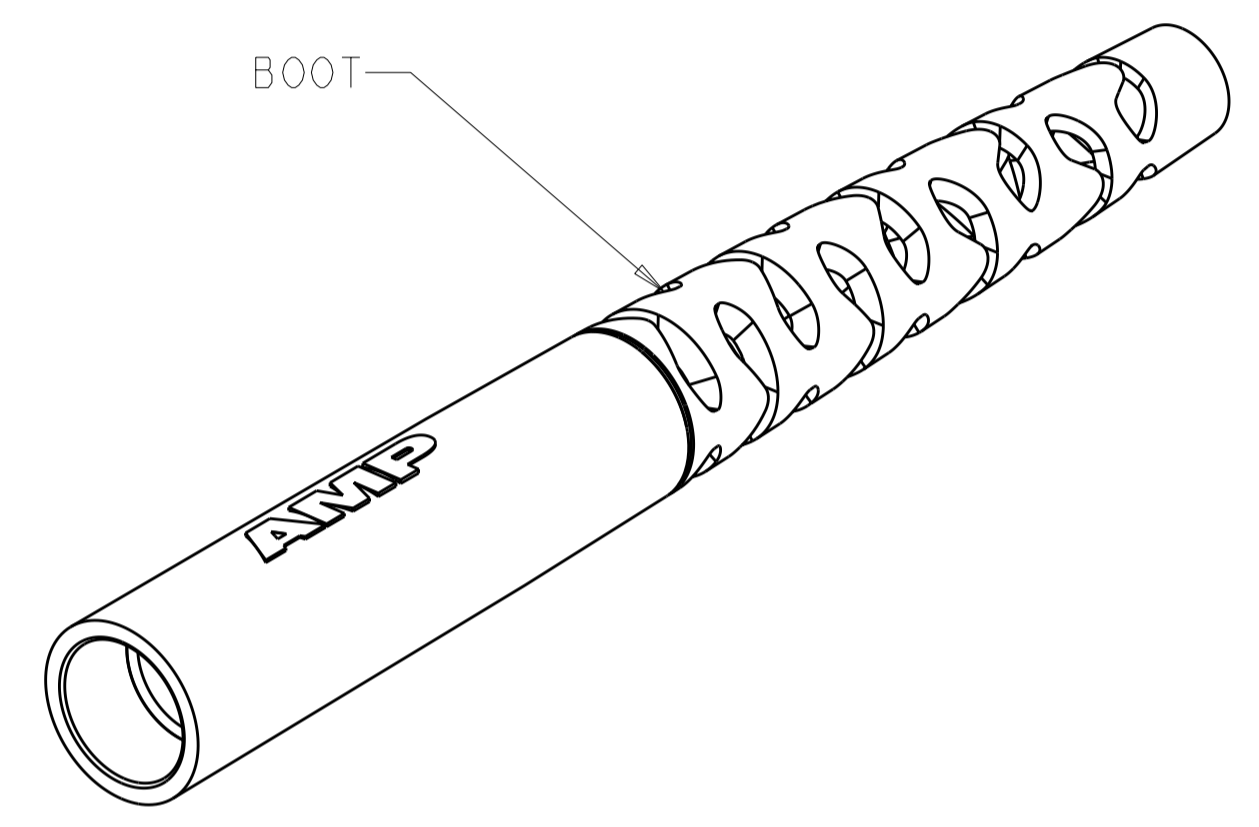



THIS DRAWING IS UNPUBLISHED. RELEASED FOR PUBLICATION 20
 © COPYRIGHT 20 ALL RIGHTS RESERVED.

LOC	DIST	REVISIONS					
CE	00	P	LTR	DESCRIPTION	DATE	DWN	APVD
			CI	REVISE PER ECO-11-005139	29APR2011	RK	HMR



⚠ MATERIAL:
 CONNECTOR ASSEMBLY:
 FERRULE: STAINLESS STEEL
 REAR BODY: BRASS, NICKEL PLATED
 COUPLING NUT: BRASS, NICKEL PLATED
 CRIMP EYELET: BRASS, NICKEL PLATED
 BOOT: POLYOLEFIN ELASTOMER, COLOR: BLACK*
 PROTECTIVE CAP: VINYL, COLOR: RED
 *UL94 V-0 RATED AT QUALIFYING THICKNESS.

2. COUPLING NUT NORMAL TIGHTENING TORQUE RANGE IS 7.0 TO 10.0 in-lbf. DO NOT EXCEED 20 in-lbf.

⚠ CRIMP SLEEVE AND BOOT NOT SUPPLIED.

⚠ 3	1.48mm	4-5504566-3
	635um	4-5504566-2
	.042 in	3-5504566-1
	.039 in	3-5504566-0
	641um	2-5504566-8
	336um	1-5504566-4
	231um	5504566-7
	140um	5504566-2
	125um	5504566-1
	FIBER HOLE SIZE	PART NUMBER

THIS DRAWING IS A CONTROLLED DOCUMENT.

DIMENSIONS:	TOLERANCES UNLESS OTHERWISE SPECIFIED:	DWN B. BRIGGS 16 JUN 2005	TE Connectivity
mm	0 PLC ±	CHK L. SAUERWEIN 16 JUN 2005	
	1 PLC ±	APVD S. BUCHTER 16 JUN 2005	
	2 PLC ±	PRODUCT SPEC	
	3 PLC ±	APPLICATION SPEC	NAME CONNECTOR KIT, SMA 905, STAINLESS STEEL FRONT BODY, BRASS REAR BODY, 3.1mm CABLE
	4 PLC ±	WEIGHT	SIZE CAGE CODE DRAWING NO RESTRICTED TO
MATERIAL	ANGLES ±	CUSTOMER DRAWING	A200779 C-5504566
	FINISH	SCALE 4:1	SHEET 1 OF 1 REV C1