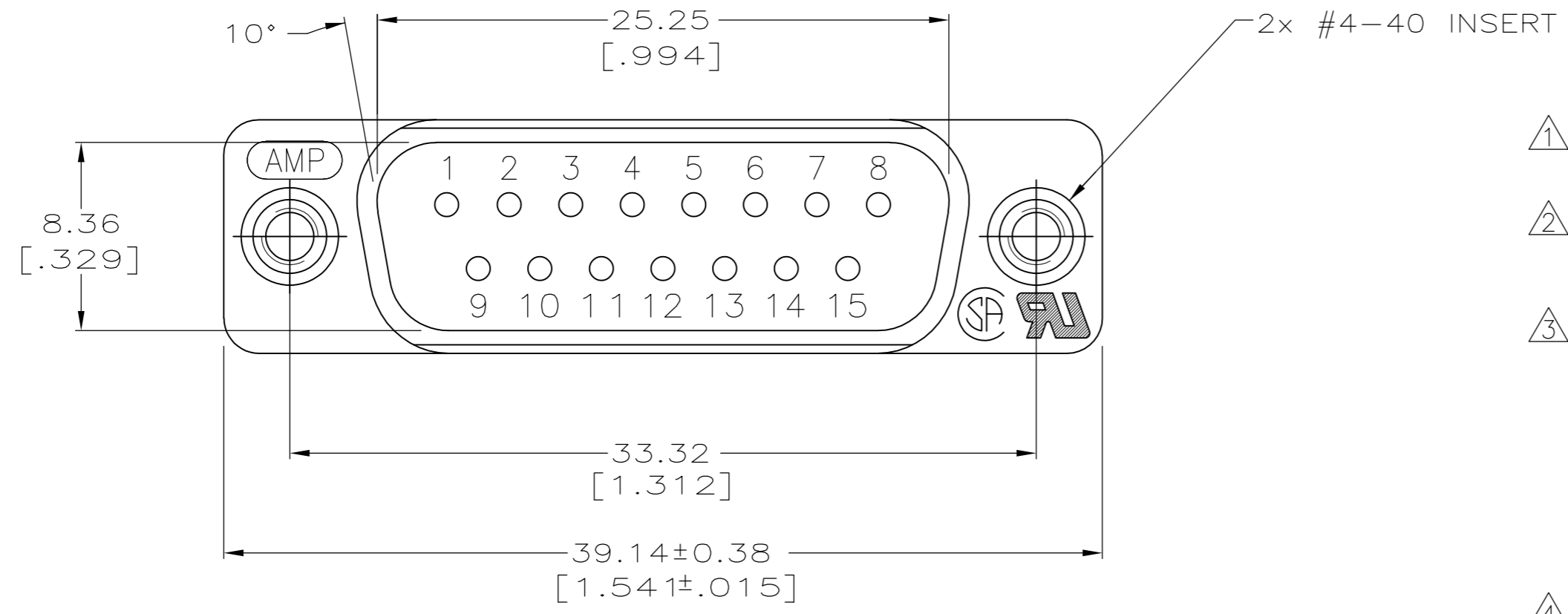
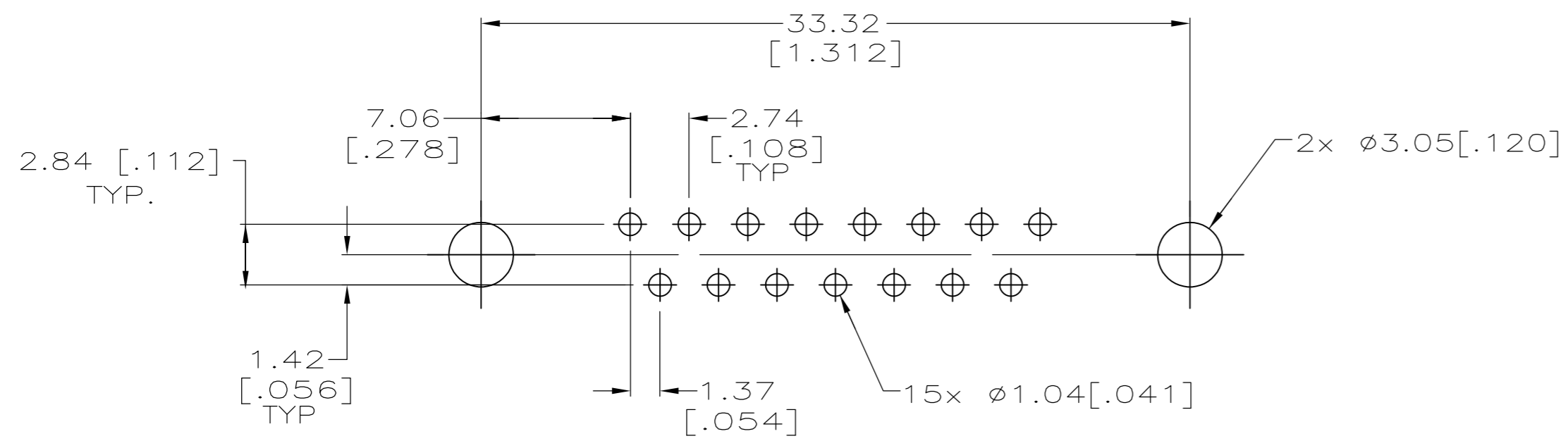
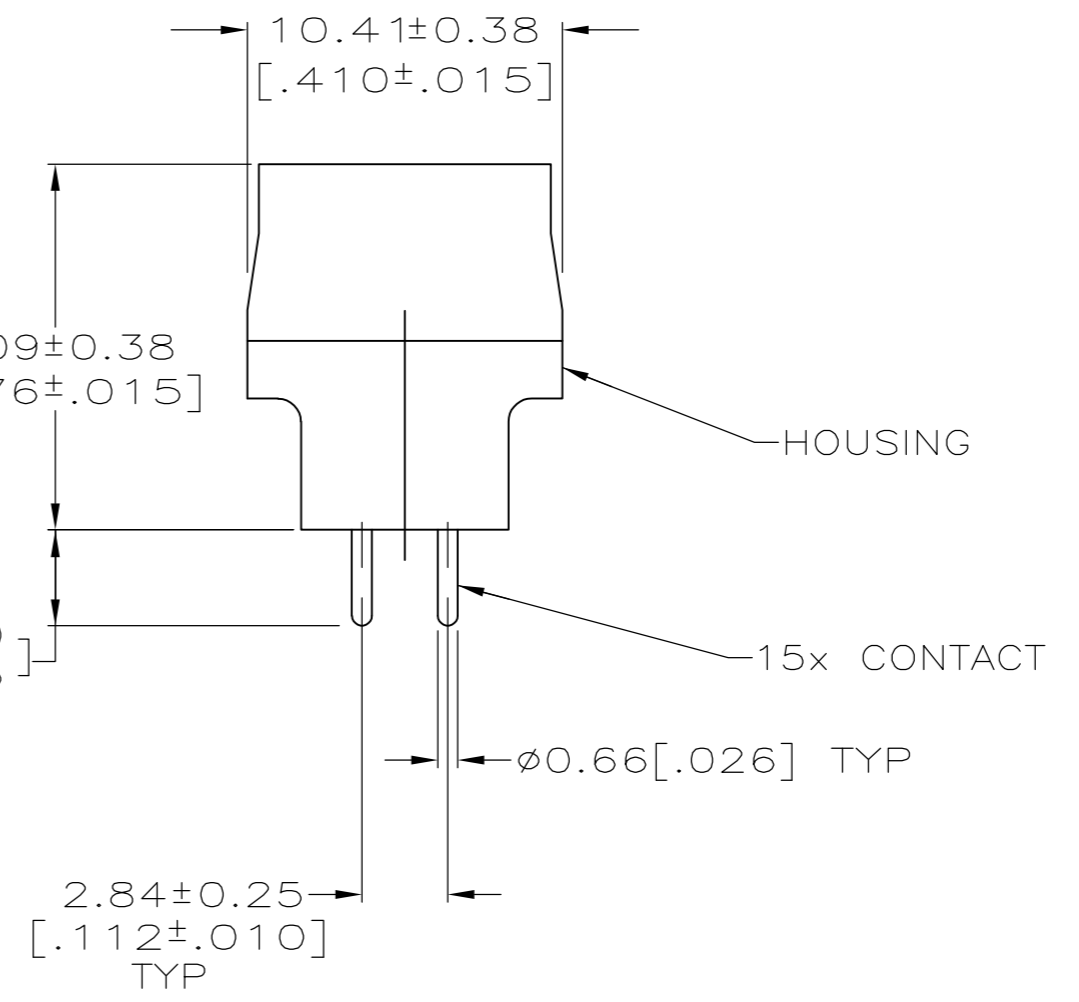
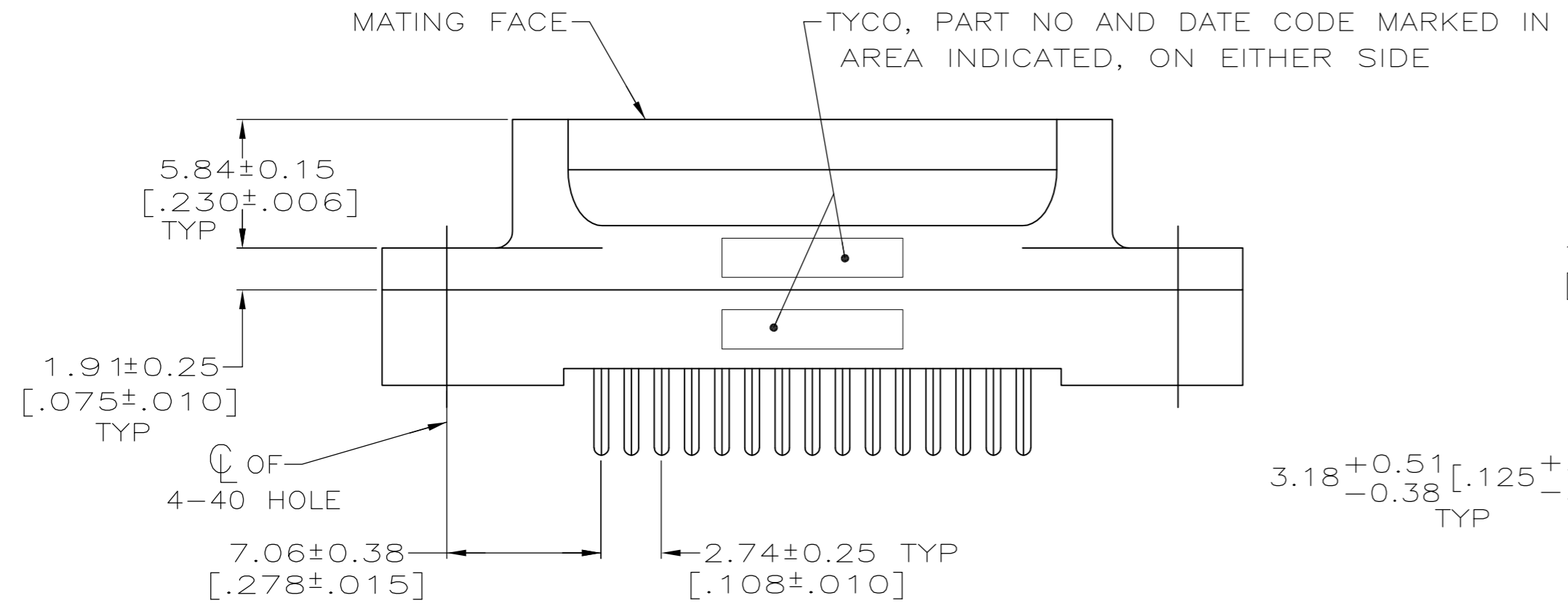


THIS DRAWING IS UNPUBLISHED. RELEASED FOR PUBLICATION
 © COPYRIGHT BY TYCO ELECTRONICS CORPORATION. ALL RIGHTS RESERVED.

LOC	DIST	REVISIONS					
GP	00	P	LTR	DESCRIPTION	DATE	DWN	APVD
		A		REVISED PER ECO-06-028339	18/DEC/06	ZMR	EDB
		A1		REVISED PER ECO-09-024927	10NOV09	KK	AEG



- ① HOUSING: BLACK POLYESTER, UL 94V-0 RATED; CONTACTS: BRASS
INSERTS: BRASS.
- ② GOLD PLATED FOR A LENGTH OF 3.81 [.150] MIN FROM MATING END, GOLD FLASH IN MATED AREA, 2.54 μm [.000100] MIN TIN ON OPPOSITE END, ALL OVER 1.27 μm [.000050] MIN NICKEL.
- ③ GOLD PLATED FOR A LENGTH OF 3.81 [.150] MIN FROM MATING END, 0.76 μm [.000030] MIN GOLD IN MATED AREA, 2.54 μm [.000100] MIN TIN ON OPPOSITE END, ALL OVER 1.27 μm [.000050] MIN NICKEL
-OR-
GOLD FLASH OVER PALLADIUM NICKEL PLATED FOR LENGTH OF 3.81 [.150] MIN FROM MATING END, 0.76 μm [.000030] MIN PALLADIUM NICKEL IN MATED AREA, 2.54 μm [.000100] MIN TIN ON OPPOSITE END, ALL OVER 1.27 μm [.000050] MIN NICKEL.
- ④ OBSOLETE PARTS: OBSOLETE CIS STREAMLINING PER D.RENAUD/D.SINISI



RECOMMENDED PC BOARD MOUNTING DIMENSIONS

**COPYRIGHT 2005
 TYCO ELECTRONICS CORP
 ALL RIGHTS RESERVED**

④ OBSOLETE	③	5745052-2
	②	5745052-1
		PART NO

THIS DRAWING IS A CONTROLLED DOCUMENT.		DWN G.PETERS 12SEP05	Tyco Electronics Corporation Harrisburg, PA 17105-3608	
DIMENSIONS: INCHES		CHK S.BOLASH 12SEP05	NAME M.WALMSLEY	
TOLERANCES UNLESS OTHERWISE SPECIFIED:		APVD M.WALMSLEY 12SEP05	PRODUCT SPEC 108-40025	
0 PLC ± -	1 PLC ± -	APPLICATION SPEC	SIZE A2	CAGE CODE 00779
2 PLC ± 0.13 [.005]	3 PLC ± -	WEIGHT -	DRAWING NO C=5745052	RESTRICTED TO -
4 PLC ± -	ANGLES ± 2°	CUSTOMER DRAWING	SCALE 4:1	SHEET 1 OF 1
MATERIAL	FINISH	SEE TABLE	REV A1	