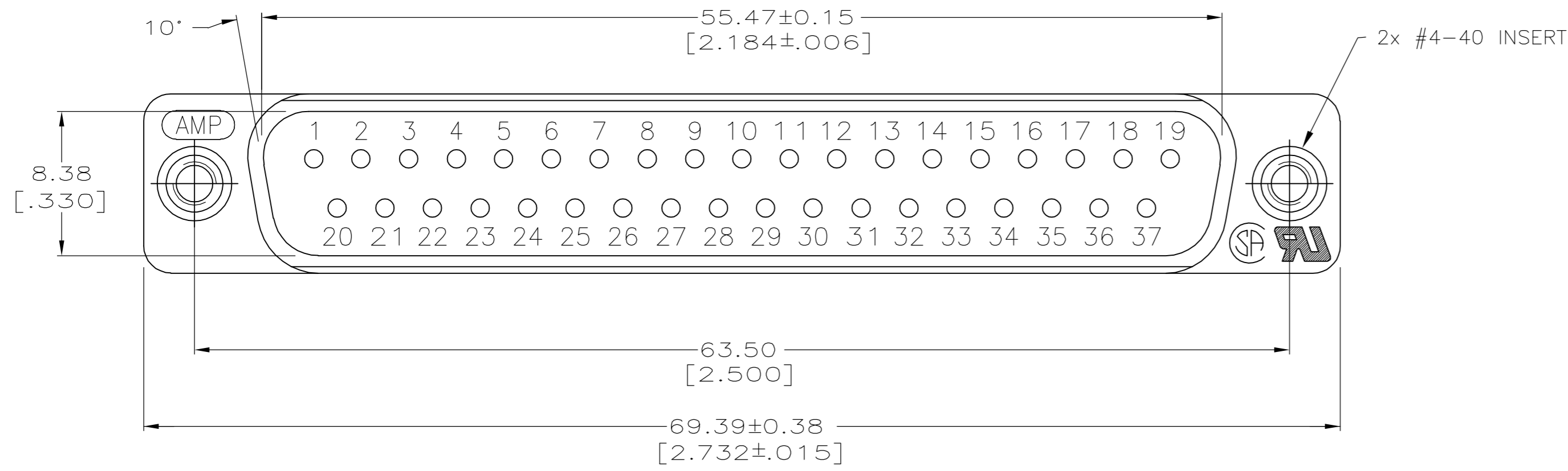
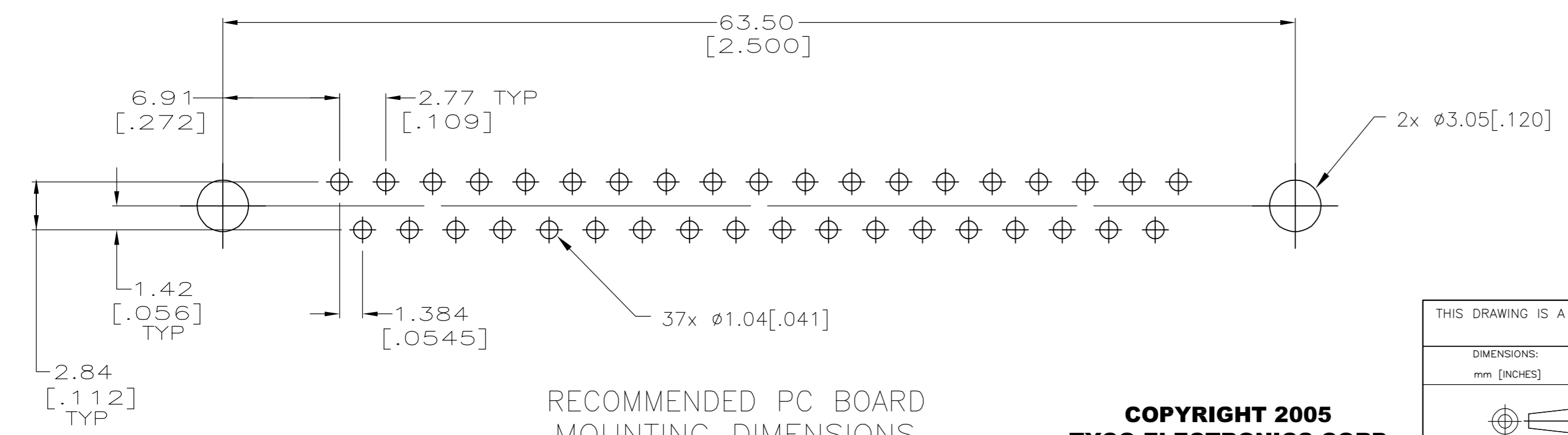
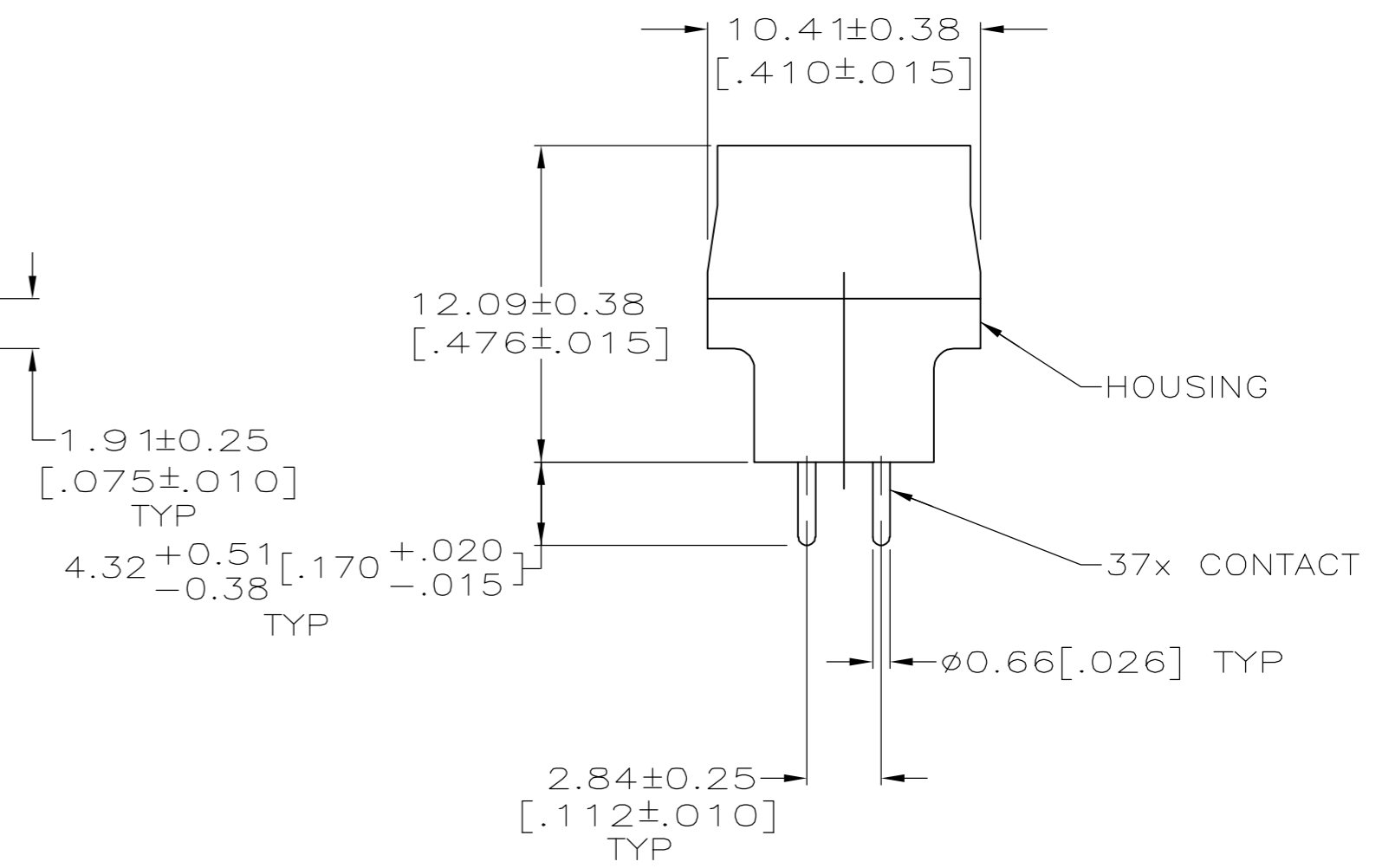
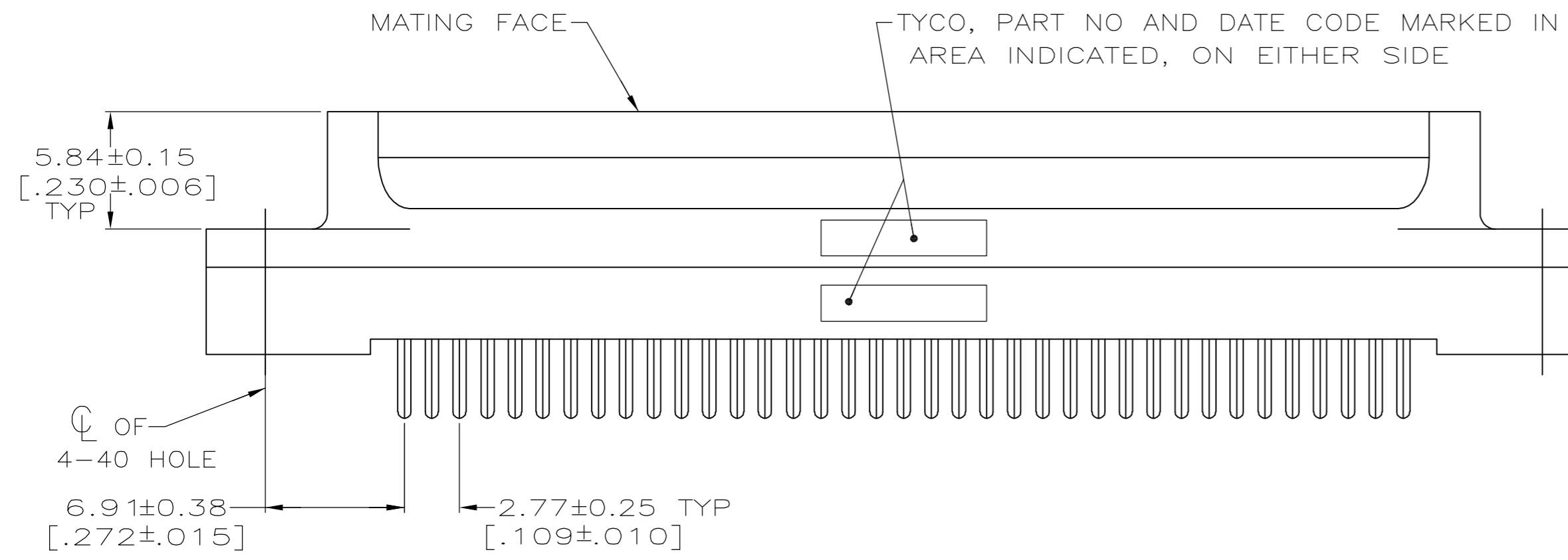


THIS DRAWING IS UNPUBLISHED. RELEASED FOR PUBLICATION
 © COPYRIGHT BY TYCO ELECTRONICS CORPORATION. ALL RIGHTS RESERVED.

LOC	DIST	REVISIONS			
P	LTR	DESCRIPTION	DATE	DWN	APVD
GP	00				
	A	REVISED PER ECO-06-028339	18/DEC/06	ZMR	EDB



- ① HOUSING: BLACK POLYESTER, UL 94V-0 RATED; CONTACTS AND INSERTS: BRASS;
- ② CONTACTS: GOLD PLATED FOR A LENGTH OF 3.81 [.150] MIN FROM MATING END, $0.76 \mu\text{m}$ [.000030] MIN GOLD IN MATED AREA, $2.54 \mu\text{m}$ [.000100] MIN TIN ON OPPOSITE END, ALL OVER $1.27 \mu\text{m}$ [.000050] MIN NICKEL.
 -OR-
 GOLD FLASH OVER PALLADIUM NICKEL PLATED FOR LENGTH OF 3.81 [.150] MIN FROM MATING END, $0.76 \mu\text{m}$ [.000030] MIN PALLADIUM NICKEL IN MATED AREA, $2.54 \mu\text{m}$ [.000100] MIN TIN ON OPPOSITE END, ALL OVER $1.27 \mu\text{m}$ [.000050] MIN NICKEL.



RECOMMENDED PC BOARD MOUNTING DIMENSIONS

COPYRIGHT 2005 TYCO ELECTRONICS CORP ALL RIGHTS RESERVED

THIS DRAWING IS A CONTROLLED DOCUMENT.		DWN G.PETERS 13SEP05	Tyco Electronics Corporation Harrisburg, PA 17105-3608	5745054-4	
DIMENSIONS: mm [INCHES]		CHK S.BOLASH 13SEP05		PART NO	
TOLERANCES UNLESS OTHERWISE SPECIFIED:		APVD M.WALMSLEY 13SEP05		NAME	
0 PLC ± -		PRODUCT SPEC 108-40025		PLUG ASSEMBLY, SIZE 4, 37 POSN, VERTICAL, AMPLIMITE HD-20	
1 PLC ± -		APPLICATION SPEC	SIZE A2	CAGE CODE 00779	DRAWING NO C=5745054
2 PLC ± 0.13 [.005]		WEIGHT -	SCALE 4:1	SHEET 1 of 1	REV A
3 PLC ± -		CUSTOMER DRAWING	RESTRICTED TO		
4 PLC ± -					
ANGLES ± 2°					
FINISH					