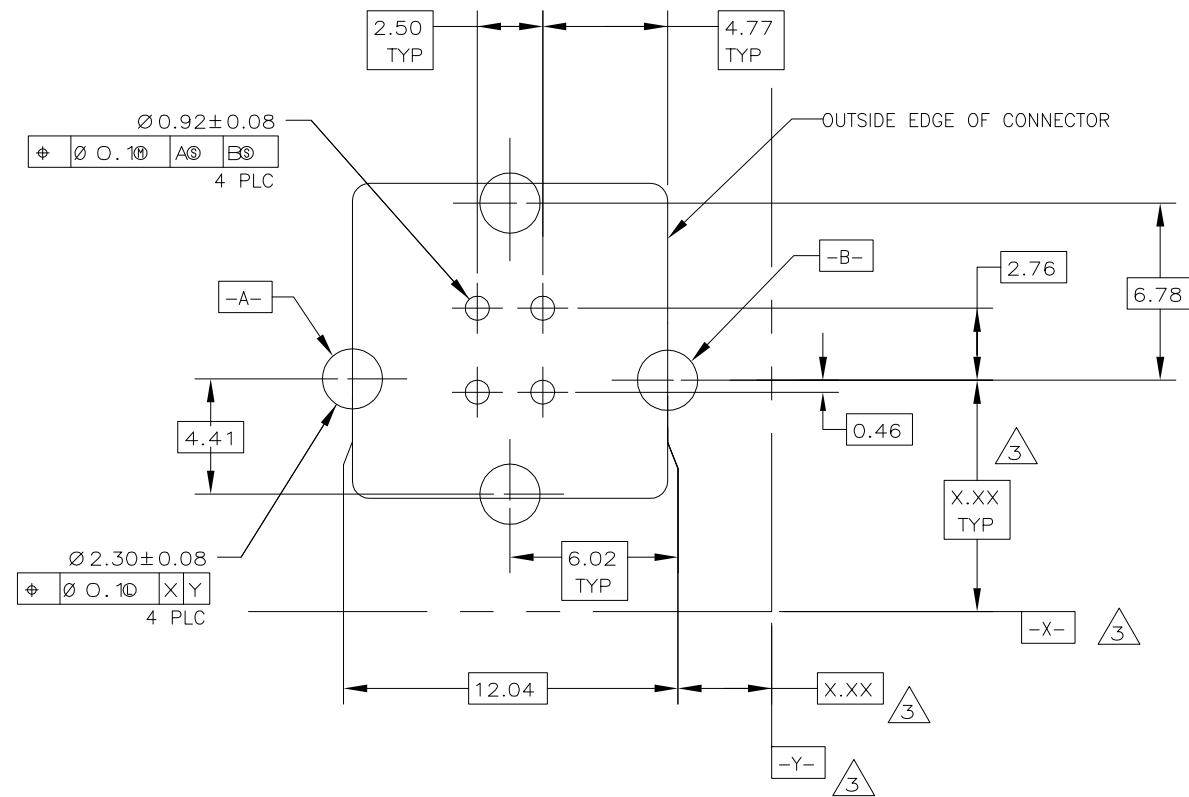
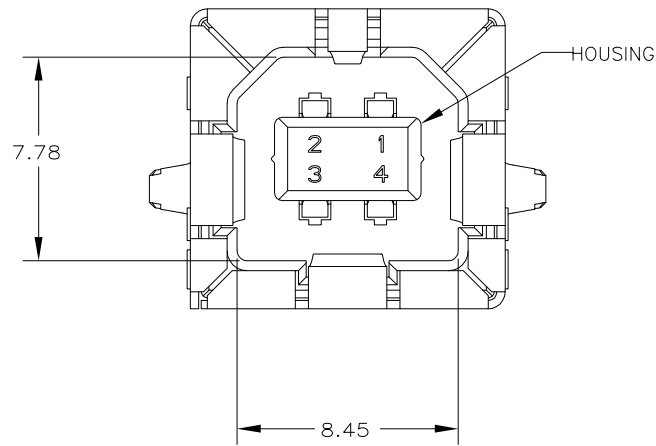


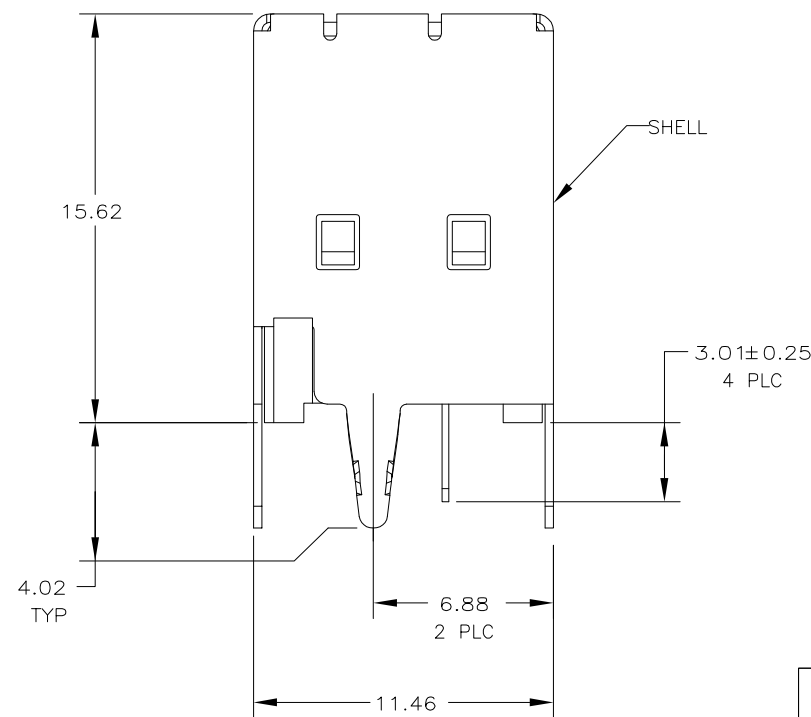
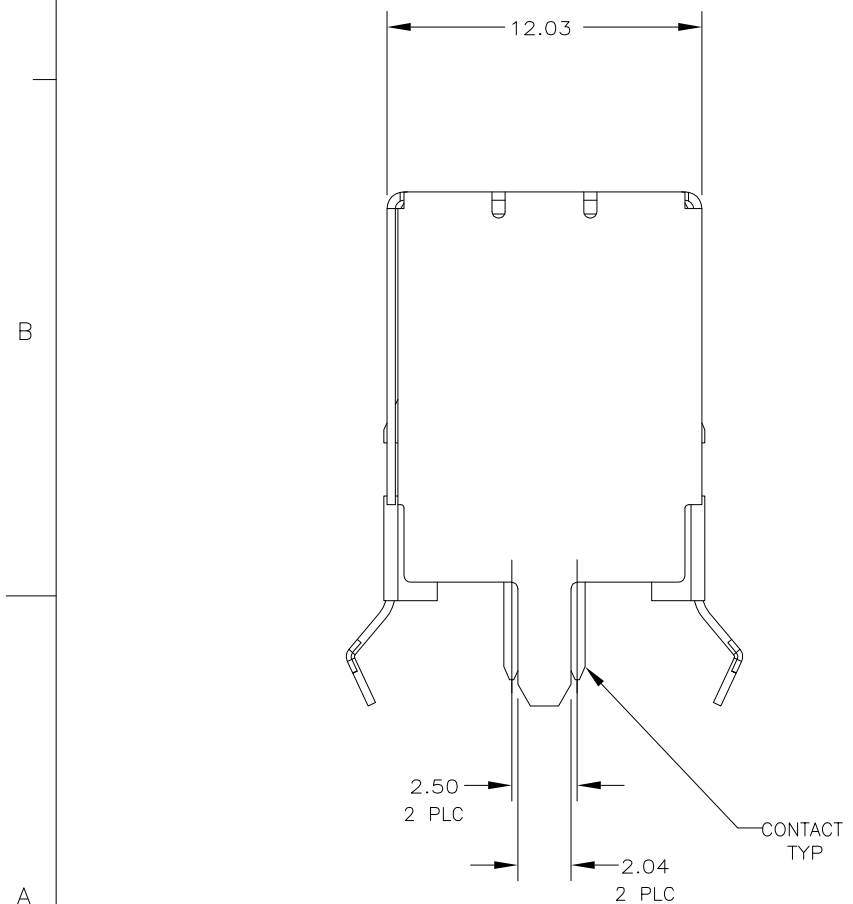
THIS DRAWING IS UNPUBLISHED. RELEASED FOR PUBLICATION
 © COPYRIGHT - 19 By - ALL RIGHTS RESERVED.

LOC		DIST		REVISIONS			
P	LTR	DESCRIPTION	DATE	DWN	APVD		
ES	00						
	R	REVISED PER ECR-16-013723	26JUN17	TZ	HW		



LEAD FREE

PC BOARD MOUNTING DIMENSIONS



- 1 CONTACTS - PHOSPHOR BRONZE.
- 2 SHELL - STAINLESS STEEL.
HOUSING - POLYESTER, UL 94V-0 RATED, BLACK.
- 2 CONTACTS - 0.076µm MINIMUM GOLD OVER 0.76µm MINIMUM PALLADIUM-NICKEL ON MATING AREA, 3.8µm MINIMUM TIN ON SOLDER TAILS, BOTH OVER 1.27µm MINIMUM NICKEL.
CONTACT ALTERNATE PLATING: 0.76µm MINIMUM GOLD ON MATING AREA, 3.80µm MINIMUM TIN ON SOLDER TAILS, BOTH OVER 1.27µm MINIMUM NICKEL.
SHELL - 2~5µm TIN.
- 3 DATUM AND BASIC DIMENSIONS ESTABLISHED BY CUSTOMER.
- 4 RECOMMENDED PC BOARD THICKNESS OF 1.57.
- 5 CONTACTS - 0.38µm MINIMUM GOLD ON MATING AREA, 3.8µm MINIMUM TIN ON SOLDER TAILS, BOTH OVER 1.27µm MINIMUM NICKEL.
SHELL - 2~5µm TIN.

5	5788336-2
2	5788336-1
FINISH	PART NO.

THIS DRAWING IS A CONTROLLED DOCUMENT.		DWN LEO ZHOU 05NOV04	TE Connectivity	
		CHK STEVEN YAO 05NOV04		
DIMENSIONS: mm		APVD I. ENOMOTO 05NOV04	NAME	
TOLERANCES UNLESS OTHERWISE SPECIFIED:		PRODUCT SPEC	RECEPTACLE ASSY, 4 POSN, VERTICAL, THRU-HOLE, TYPE B, UNIVERSAL SERIAL BUS	
0 PLC ± -		APPLICATION SPEC	SIZE A2	CAGE CODE 00779
1 PLC ± -		WEIGHT -	DRAWING NO. C=5788336	RESTRICTED TO -
2 PLC ± -		CUSTOMER DRAWING	SCALE 5:1	SHEET 1 of 1
3 PLC ± -				REV R
4 PLC ± -				
ANGLES ± -				
FINISH -				