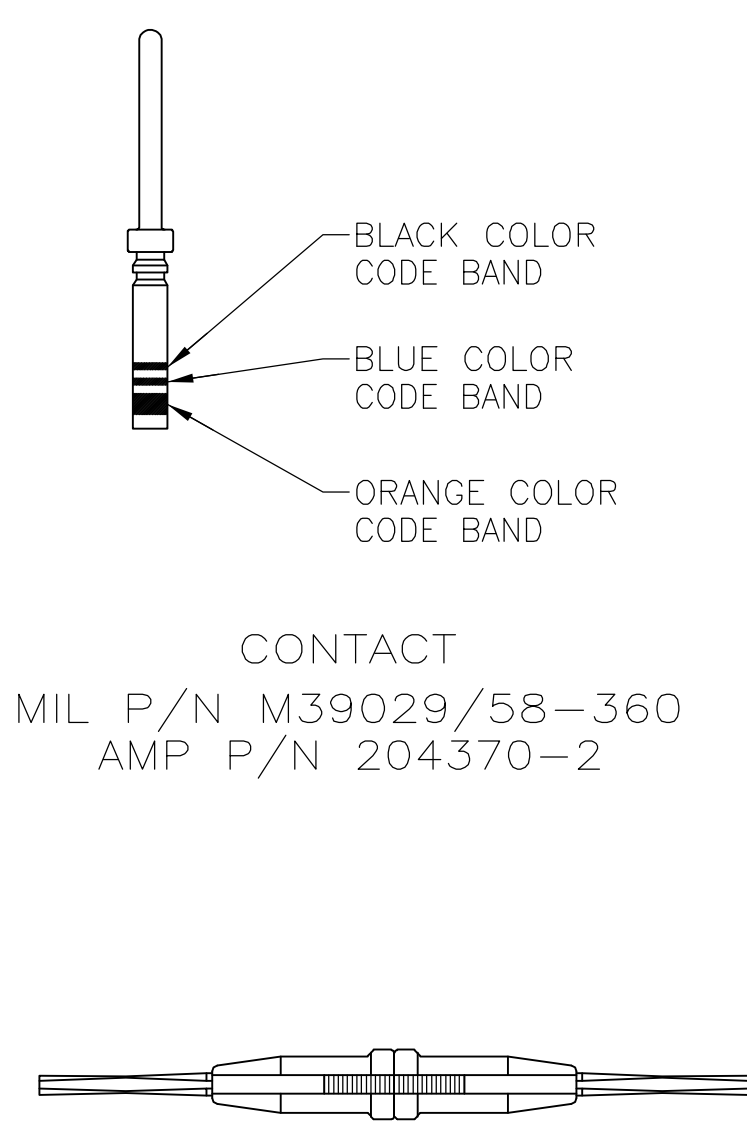
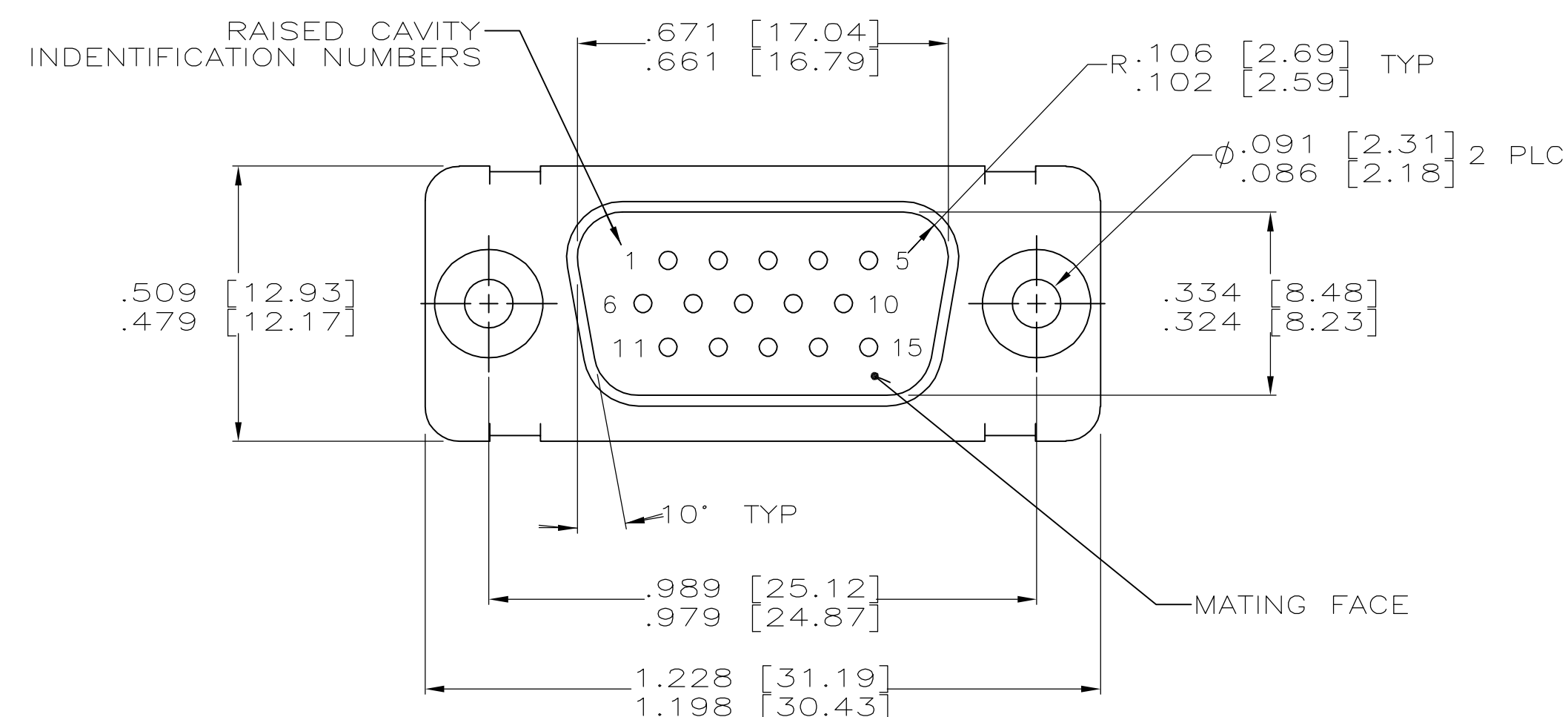
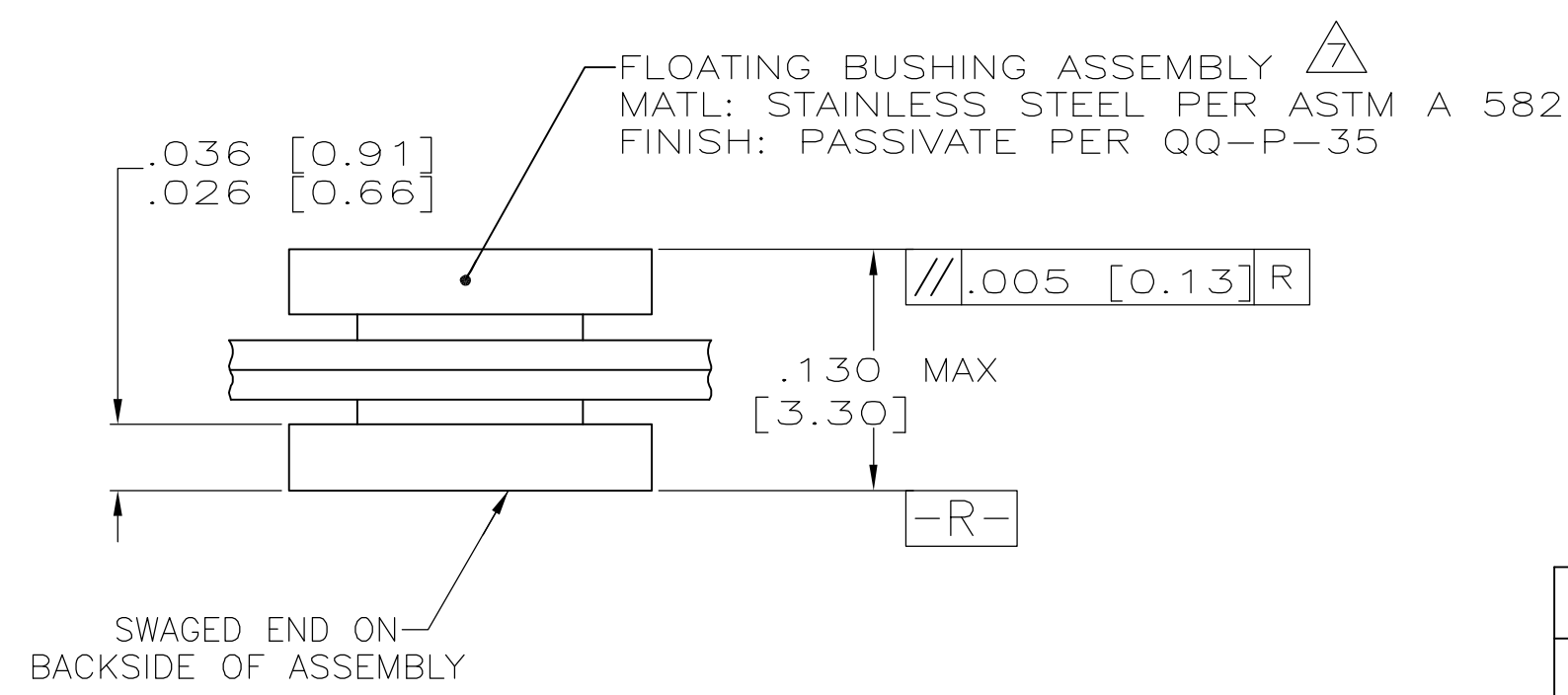
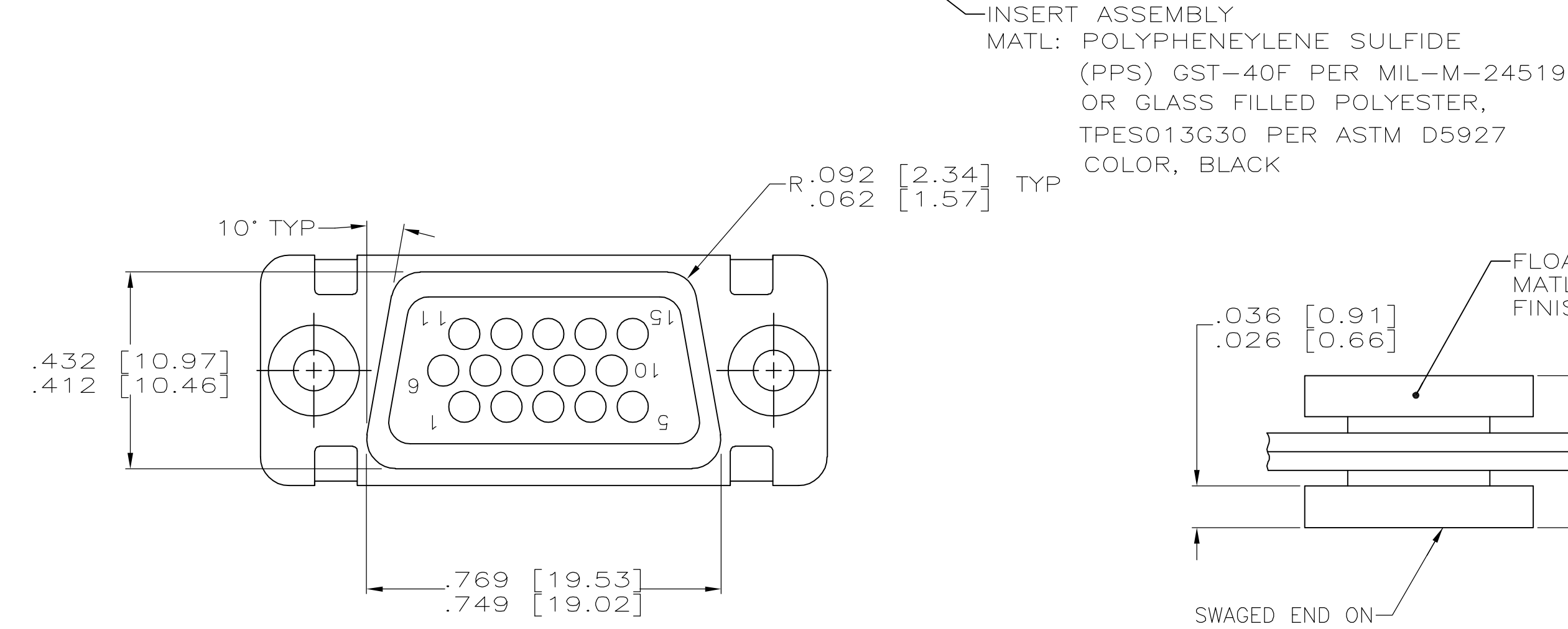
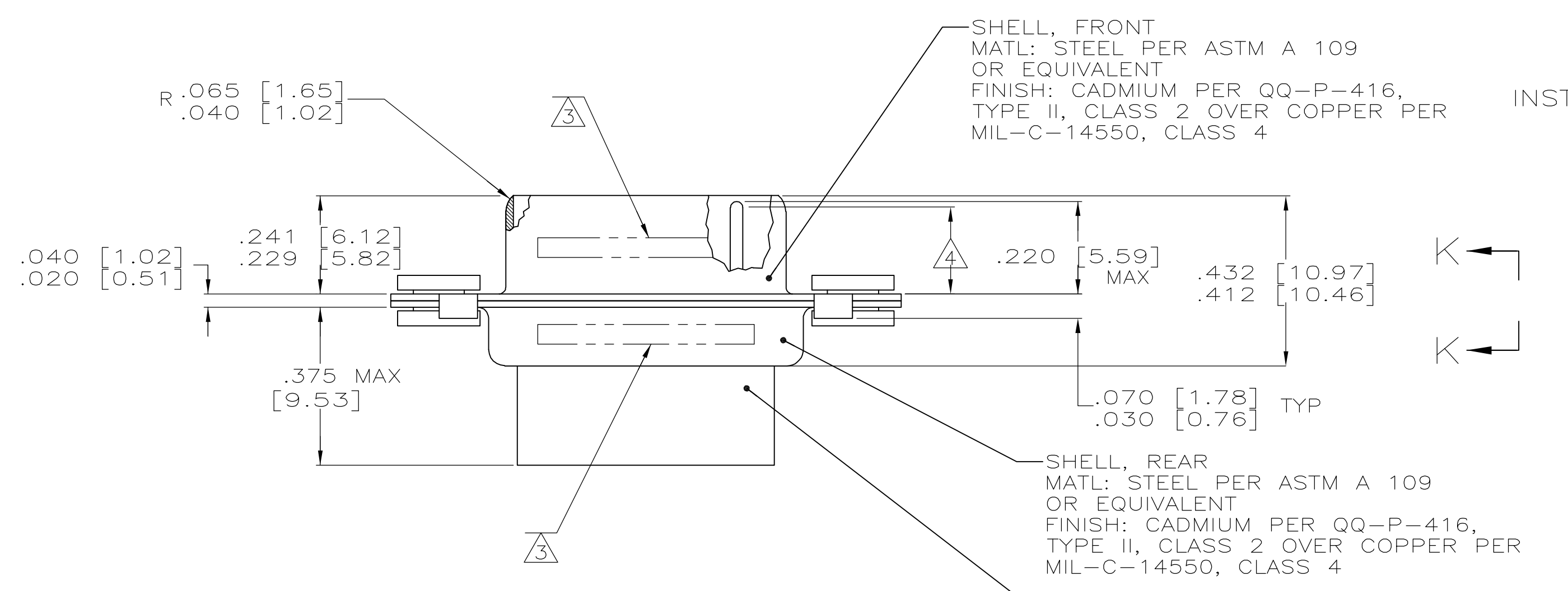


LOC		DIST		REVISIONS			
DF	DO	P	LTR	DESCRIPTION	DATE	DWN	APVD
		B		REV PER ECO-06-018048	05OCT06	PY	DM



- THIS CONNECTOR ASSEMBLY IS SUPPLIED WITH METAL CONTACT RETENTION CLIPS INSTALLED IN THE INSERT ASSEMBLY.
  - THIS CONNECTOR ASSEMBLY MEETS THE REQUIREMENTS OF MIL-C-24308 AND MATES WITH ANY RECEPTACLE CONNECTOR WITH THE SAME INSERT ARRANGEMENT.
  - THE PART NUMBER MARKED ON THE CONNECTOR DIFFERS FROM THE PART NUMBER ORDERED DUE TO THE MARKING REQUIREMENTS OF MIL-C-24308/4 (PART NUMBER MARKED ON CONNECTOR REPRESENTS CONNECTOR ASSEMBLY WITH CONTACTS). MARK WITH .047 [1.19]-.062 [1.57] HIGH CHARACTERS. FAR SIDE REFERS TO THE WIDE SIDE OF THE KEYSTONE. NEAR SIDE REFERS TO THE NARROW SIDE OF THE KEYSTONE. MARKING SHALL BE LOCATED AS FOLLOWS:
    - "M24308" ON FRONT SHELL, FAR SIDE.
    - SLASH SHEET AND DASH NUMBER ON REAR SHELL, FAR SIDE.
    - "AMP" AND DATE CODE ON FRONT SHELL, NEAR SIDE.
    - AMP PART NUMBER ON REAR SHELL, NEAR SIDE.
- IF THE FRONT SHELL IS TOO SMALL FOR "AMP", AMP PART NUMBER AND DATE CODE, THEN SPLIT AS FOLLOWS:
- AMP PART NUMBER ON REAR SHELL, NEAR SIDE.
  - "AMP" AND DATE CODE ON FRONT SHELL, NEAR SIDE.
  - MILITARY PART NUMBER ON REAR SHELL, FAR SIDE.

SCALE 1:1  
 INSTALLATION & REMOVAL TOOL  
 MIL P/N M81969/1-04  
 AMP P/N 91067-1  
 QTY 1



VIEW K-K  
 SCALE 10:1

- FULL PIN DIAMETER EXTENSION IS .164 [4.17] MIN. CONTACT SHOWN INSTALLED FOR DIMENSIONAL REFERENCE ONLY.
- MAXIMUM WIRE INSULATION TO BE USED WITH THIS CONNECTOR ASSEMBLY IS .054 [1.37] DIAMETER.
- FOR CONTACT CRIMPING INSTRUCTION SHEET REFER TO AMP IS 408-7516. FOR CONTACT INSTALLATION AND REMOVAL INSTRUCTION SHEET REFER TO AMP IS 408-7508.
- FLOAT SPECIFICATIONS ARE .004 [0.10]-.012 [0.30] VERTICALLY AND .026 [0.66]-.036 [0.91] HORIZONTALLY.
- PART NUMBER FOR ORDERING.
- DIMENSIONS AND TOLERANCES PER ANSI Y14.5M-1982.
- THIS DRAWING SHALL BE INTERPRETED IN ACCORDANCE WITH APPLICABLE STANDARDS LISTED IN MIL-STD-100.

MS18273-2	15	1	M24308/4-318F	M24308/4-307F	593031-1	593033-1
INSERT ARRANGEMENT	NO OF POS	SHELL SIZE	PACKAGE MILITARY P/N	MILITARY P/N ON CONNECTOR	AMP P/N ON CONNECTOR	PART NUMBER
THIS DRAWING IS A CONTROLLED DOCUMENT.				DWN: AJ GRAFF 10-20-92 DSK: B.GILLMAN 10-29-92 APVD: F.KINSEY 10-29-92 NAME: Tyco Electronics Corporation Harrisburg, PA 17105-3608 PRODUCT SPEC: AMP LIMITE PLUG ASSY WITH SIZE 22 CRIMP TYPE PIN CONTACTS AND TOOL, SERIES 90, FLOATING BUSHING, SHELL SIZE 1 APPLICATION SPEC: --- SIZE: A1 CAGE CODE: 00779 DRAWING NO: 593033 WEIGHT: --- CUSTOMER DRAWING: ---		
DIMENSIONS: INCHES		TOLERANCES UNLESS OTHERWISE SPECIFIED:		SCALE 4:1 SHEET 1 OF 1 REV B		
0 PLC ± - 1 PLC ± - 2 PLC ± - 3 PLC ± .005 [0.13] 4 PLC ± - ANGLES ± -		FINISH: SEE CALLOUTS				