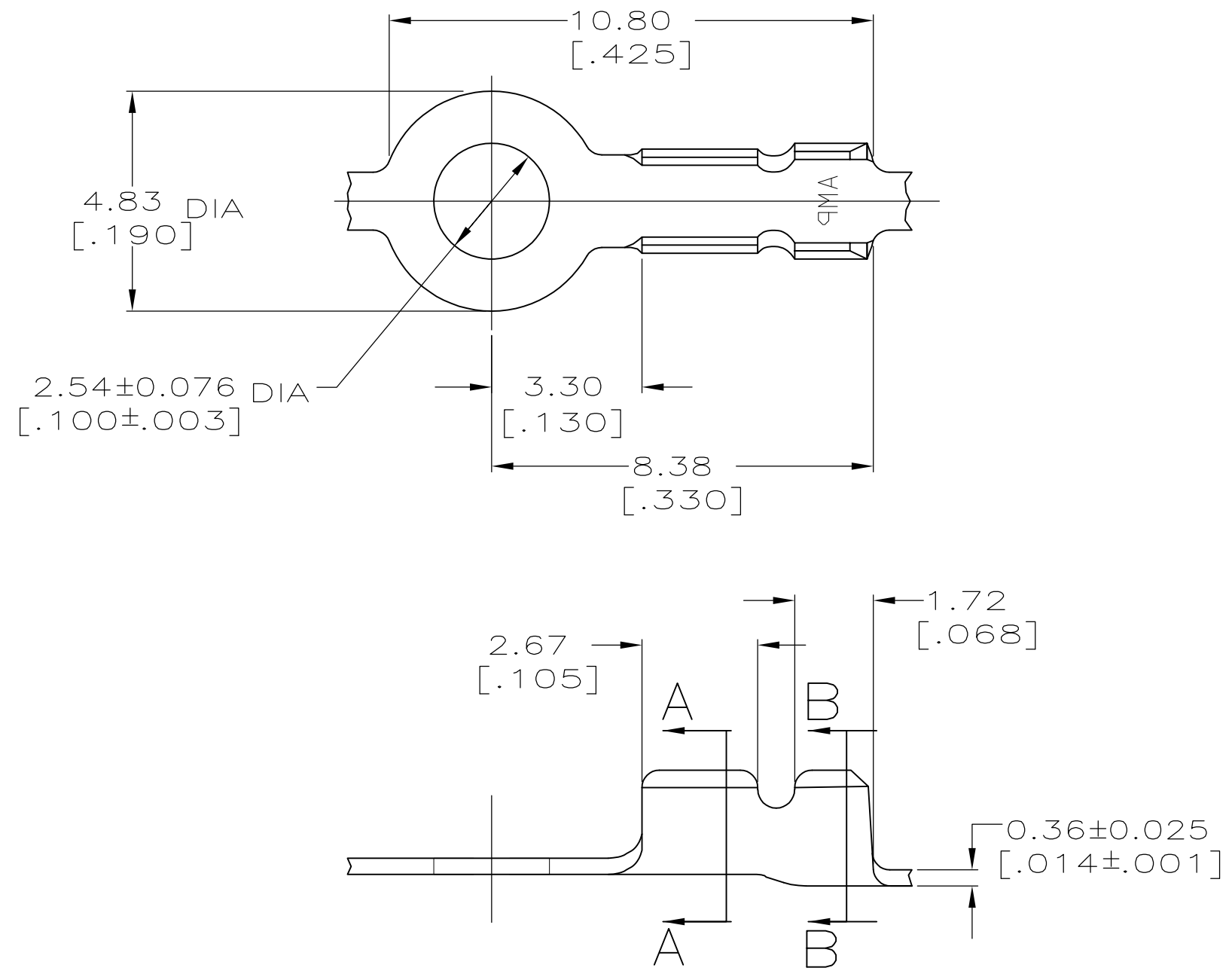
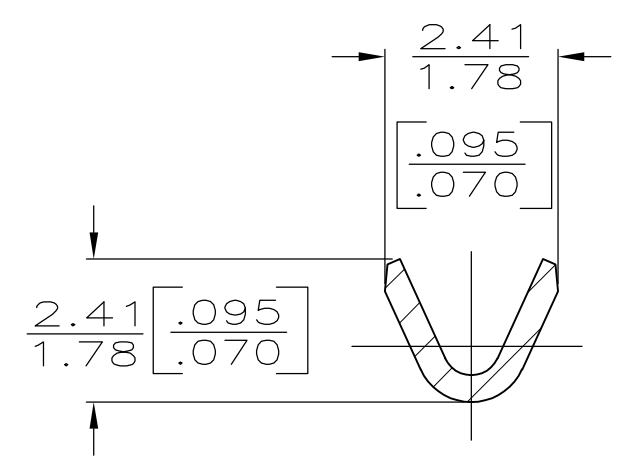


THIS DRAWING IS UNPUBLISHED. RELEASED FOR PUBLICATION
 © COPYRIGHT BY TYCO ELECTRONICS CORPORATION. ALL INTERNATIONAL RIGHTS RESERVED.

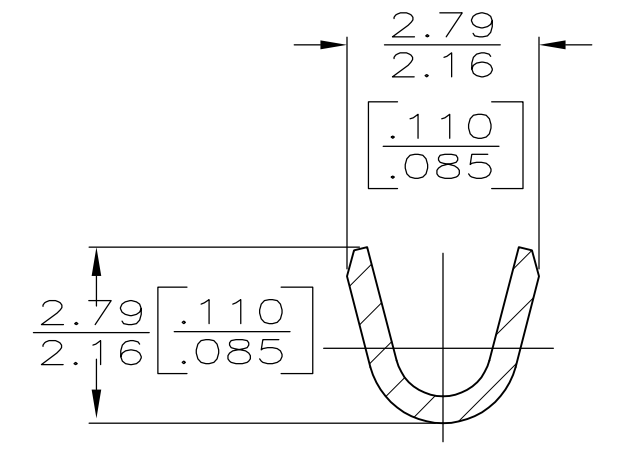
LOC	DIST	REVISIONS					
AF	50	P	LTR	DESCRIPTION	DATE	DWN	APVD
		D		REVISED PER ECR-10-006099	07JUL10	HMR	PD



- CONTINUOUS STRIP ON REELS
- WIRE SIZE IS 0.12-0.4mm [26-22] AWG
- INSULATION RANGE IS 1.02-1.52 [.040-.060] DIA.
- PRELIMINARY - NOT FOR PRODUCTION



SECTION A-A
SCALE 10:1



SECTION B-B
SCALE 10:1

TIN	60007-2
-	60007-1
FINISH	PART NO.

0	2.29 [.090]	4.19 [.165]	F	1.57 [.062]	1.02 [.040]	0.4mm ² [22]
					0.94 [.037]	0.2mm ² [24]
					0.91 [.036]	0.12mm ² [26]
TYPE	WIDTH	STRIP LENGTH ±0.38 [±.015]	TYPE	WIDTH	±0.051 [±.002] HEIGHT	WIRE
INSUL BARREL CRIMP			WIRE BARREL CRIMP			

THIS DRAWING IS A CONTROLLED DOCUMENT.

DIMENSIONS: mm [INCHES]	TOLERANCES UNLESS OTHERWISE SPECIFIED:
	0 PLC ± -
	1 PLC ± -
	2 PLC ± -
	3 PLC ± 0.25 [.010]
	4 PLC ± -
	ANGLES ± -
MATERIAL	FINISH
#2 HARD BRASS	SEE TABLE

DWN P FORTNEY 3/28/90		Tyco Electronics Corporation Harrisburg, PA 17105-3608	
CHK JR RUTH 3/28/90		NAME	
APVD G YETTER 3/28/90		RING	
PRODUCT SPEC		RESTRICTED TO	
APPLICATION SPEC	SIZE	CAGE CODE	DRAWING NO
WEIGHT	A3	00779	G-60007
CUSTOMER DRAWING		SCALE	SHEET
		8:1	1 OF 1
		REV	D